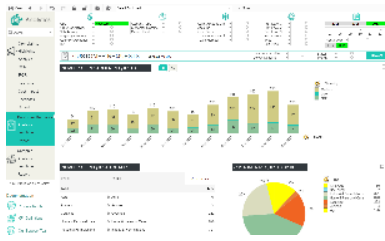


Analysis (Customer Specific Requirements)



Owner

CRM Team

D&PS Expert

EMEA: Stéphane Bourgeaud-lignot

NAM/LAM: Karina Tsuji

APAC: Lilian Cheong

General Description- Customer Specific Requirements Analysis

Authorization & Rights

Authorization & Rights
All the accesses must be validated by:

GBU CRM Champions

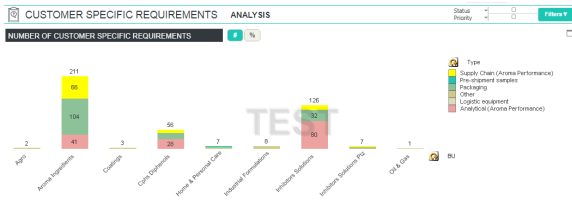
or

GBU Quality Manager

Click here for the [Access form](#) to get access to Analytics.

Access Rights and Dashboard Entry Points - Click [here](#) for descriptions.

The Customer Specific Requirements Analysis tab allows for a look at all requirements by several different dimensions. The first graph displays a view of the number or percentage of requirements. Use the cyclical arrow indicated in the picture below to change the view of the graph. The available dimensions are: Type, Sub Type, Priority, Status, BU, and Customer Classification.



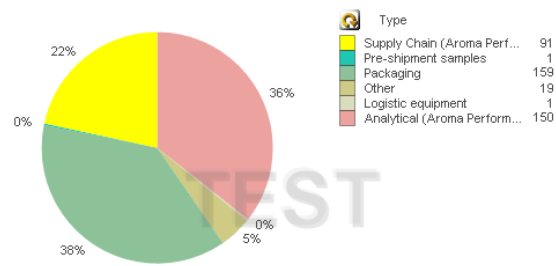
The Number of Requirements details table shows the details of the number of requirements by 2 selectable axis. Right-Click on the cyclical in the table to pull down a menu and select your axis:

NUMBER OF REQUIREMENTS DETAILS

BU	Type	# Requests
Agro	Logistic equipment	1
	Other	1
Aroma Ingredients	Analytical (Aroma Performance)	41
	Packaging	104
	Supply Chain (Aroma Performance)	66
Coatings	Other	3
Cphs Diphenols	Analytical (Aroma Performance)	28
	Packaging	18
Home & Personal Care	Other	6
	Pre-shipment samples	1

The Pie Chart at the bottom right displays # of customer requirements out of the whole by: Type, Sub Type, Priority, Status, BU, Account, Product Lvl 3, and Product Lvl 4. Right click on the cyclical to choose the view you prefer.

CUSTOMER SPECIFIC REQUIREMENTS BY TYPE



Sources	
CRM Salesforce	CRM Salesforce