

CNV-1038 Material BOM

-Status	Approved
Owner	SUSANTO-ext, William CASTRO MONCAYO-ext, Jose Luis ULLAH-ext, Colin
Stakeholders	GERVAIS, Pascal NICASTRI-ext, Michele POOVADAN-ext, Vineet Kumar

Purpose

The purpose of this document is to define the conversion approach to create 1038 Material BOM (Usage 1) and Sales & Distribution BOM (Usage 5) in S/4 HANA.

Bills of Material (BOMs) are core master data objects in SAP that play a critical role across all manufacturing processes. They define the complete product structure by specifying the components—such as raw materials, semi-finished goods, and subassemblies—required to produce semi-finished and finished products. By providing a structured breakdown of materials, BOMs serve as the foundation for effective production planning, costing, and shop-floor execution.

BOMs take a central role in production master data, as they define the component structure required to manufacture semi-finished and finished goods. The migration of BOMs is therefore critical to ensure continuity of manufacturing activities in S/4HANA. Prior to migration, it is essential to perform exhaustive data cleansing, as some plants are currently experiencing issues with BOM consistency and validity.

In SAP, BOMs work in conjunction with the Master Recipe and Production Version to ensure consistent, controlled, and accurate manufacturing processes. Because of their central role in production master data, the migration of BOMs to S/4HANA is business-critical to safeguard continuity of operations.

Prior to migration, it is essential to perform comprehensive data cleansing. This includes validating that only active, relevant, and harmonized BOM records are carried forward. Special attention must be given to plants where inconsistencies or data quality issues have been identified, ensuring that obsolete, duplicate, or invalid BOMs are excluded. This preparation will secure a clean, reliable, and compliant BOM dataset in the target S/4HANA system.

All valid BOMS will be migrated to the S/4 HANA System, for all the relevant plants and for all the Semifinished and finished materials in scope.

Conversion Scope

The scope of this document covers the approach for converting active 1038 Data register for BOMS from Legacy Source Systems into S/4HANA following the [1038 Master Data Design Standard](#).

The data from legacy system includes:

- The migration of Bills of Material (BOMs) will be governed by the Material Relevancy Criteria, which serve as the foundational rule for identifying and including BOMs that are valid, active, and business-relevant for conversion to S/4HANA.
- Only BOMs linked to relevant materials are migrated initially. If these BOMs contain additional component materials, those materials and their corresponding BOMs are also brought into the migration scope. This process continues iteratively until all related BOMs and components are included, ensuring the entire BOM structure and its dependencies are fully migrated for completeness and data integrity in S/4HANA.
- BOMs without deletion flags, ensuring only valid and relevant records are migrated
- BOMs with active material components in active plants, ensuring alignment with migrated Material Master data
- BOMs assigned to in-scope plants, based on the To-Be Plant Mapping (considering new plant definitions)
- BOMs with valid usages (Usage 1 – Production and Usage 5 - Sales & Distribution) and valid alternative BOMs
- BOMs with valid units of measure (UoM), consistent with T006 conversion rules
- Semi-finished and finished materials covered under the migration scope

The data from legacy system excludes:

- Inactive BOMs not used in production or costing within the last four (4) years.
- BOMs marked for deletion in ECC.
- BOMs belonging to plants that are deleted or out of scope, based on To-Be Plant Mapping in [Enterprise Structure Catalog](#) worksheet "30. Plants".
- BOMs containing obsolete or inactive material components that are not migrated to S/4HANA.
- Duplicate or redundant alternative BOMs, where only validated BOMs will be retained.
- BOMs with invalid or inconsistent UoM assignments or without proper conversion maintained.

Relevancy rule

1. Material/Plant with history and active production usage – Materials must be defined at global (MARA) and plant level (MARC) with valid status and assignment to active plants in scope.
2. BOMs linked to active materials – Only BOMs associated with materials that have valid usage (Usage = 1 "Production" and Usage = 5 "Sales & Distribution") and are actively used in production within the last four (4) years will be considered.
3. Production Versions referencing BOMs – Production Versions must exist and be valid, linking BOMs with corresponding Routings/Master Recipes at the plant level to ensure continuity of manufacturing execution.
4. Component materials – All components within the BOM must be valid, active materials in the Material Master and not marked for deletion.
5. Plant-specific validation – BOMs will be checked against active plant mappings (per To-Be Plant definition) to ensure only relevant BOMs are migrated.

Material/Plant Active with four (4) years production usage history defines Active BOMs (Usage = 1 "Production" and Usage = 5 "Sales & Distribution") by Plant validates Production Versions ensures accurate mapping of dependent Routings/Master Recipes.

Plant Merging

Plants will be harmonized based on the To-Be Plant Mapping. As some legacy plants will be merged into one target plant, BOMs will be reassigned accordingly. Plant transformation will be managed through a mapping table maintained in Syniti to ensure consistent alignment with the To-Be Plant structure.

List of source systems and approximate number of records

Source	Scope	Source Approx No. of Records	Target System	Target Approx No. of Records
PF2, WP2	BOMS will be extracted from PF2 and WP2	PF2 Total Data : 167742 In-scope : 43687 WP2 Total Data : 85844 In-scope : 37026	S/4 HANA	TBD

Additional Information

Multi-language Requirement

BOM Header and component descriptions are inherited from the Material Master and are not subject to migration or transformation.

Document Management

N/A

Legal Requirement

N/A

Special Requirements

N/A

Target Design

The technical design of the target for this conversion approach.

No	Table	Field	Data Element	Field Description	Data Type	Length	Requirement	MDS Field Mapping in Scope	Field Value in MDS
1	MAST	MATNR	MATNR	Material	Material Code for the target product of the BOM	18	R		Legacy Material to New material mapping
2	MAST	WERKS	WERKS_D	Plant	Organizational unit used by logistic and production representing a physically independent facility where stock and activities are managed	4	R		Legacy Plant to New Plant Mapping

3	MAST	STLAN	STLAN	Usage	Indicator that defines for what this BOM is used for.	1	R		Value 1 and 5 are considered for Migration
4	MAST	STLNR	STNUM	BOM	Internal BOM number assigned by the system	8	S		
5	MAST	STLAL	STALT	Alternative	number of the alternative BOM, in case the same material can be produced with different ones	2	S		If it is non-numerical value then make it in sequence starting from the higher number of existing numerical value + 1 if it is numerical value then remain as it is
6	MAST	LOSVN	LOSVN	From Lot Size	This BOM can be selected only if we produce at least this qty	13	S		
7	MAST	LOSBS	LOSBS	To Lot Size	This BOM can be selected only if we produce no more than this qty	14	S		
8	MAST	ANDAT	ANDAT	Created On	Date of BOM creation, automatically assigned by the system	8	S		
9	MAST	ANNAM	ANNAM	Created by	User who created the BOM, automatically assigned by the system	12	S		
10	MAST	AEDAT	AEDAT	Changed On	Date of last BOM change, automatically assigned by the system	8	S		
11	MAST	AENAM	AENAM	Changed By	User who changed the BOM, automatically assigned by the system	12	S		
12	MAST	CSLTY	CSLTY	Configured matl	Not relevant for Syensqo	1	NU		
13	MAST	MATERIAL_BOM_KEY	MATERIAL_BOM_KEY	MBOM key	internal Key, automatically assigned by the system		S		
14	STKO	STLTY	STLTY	BOM category	Identifier for Material/Equipment/WBS/Functional Location, Document BOM etc. Only Material BOMs are relevant here: "M"	1	S		
15	STKO	STLNR	STNUM	BOM	Internal BOM number assigned by the system	8	S		
16	STKO	STLAL	STALT	Alternative	number of the alternative BOM, in case the same material can be produced with different ones	2	S		If it is non-numerical value then make it in sequence starting from the higher number of existing numerical value + 1 if it is numerical value then remain as it is
17	STKO	STKOZ	CIM_COUNT	Counter	Internal counter assigned by the system	8	S		
18	STKO	DATUV	DATUV	Valid From	Validity start of the BOM. It is by default the creation date of the BOM, unless differently specified by the user	8	R		
19	STKO	TECHV	TECHV	Tech st from	technical start	12	NU		
20	STKO	AENNR	AENNR	Change Number	Number of the object used to maintain this BOM together with other technical objects in a single engineering change. Not used in Syensqo	12	NU		
21	STKO	LKENZ	LKENZ	Deletion Ind.	Indicator of deletion performed via Change Number. Not used	1	NU		
22	STKO	LOEKZ	LOKNZ	Deletion flag	Mark for Deletion	1	C		
23	STKO	VGKZL	VGKZL	Prev hdr countr	internal previous counter	8	S		
24	STKO	ANDAT	ANDAT	Created On	Date of BOM creation, automatically assigned by the system	8	S		
25	STKO	ANNAM	ANNAM	Created by	User who created the BOM, automatically assigned by the system	12	S		

26	STKO	AEDAT	AEDAT	Changed On	Date of last BOM change, automatically assigned by the system	8	S		
27	STKO	AENAM	AENAM	Changed By	User who changed the BOM, automatically assigned by the system	12	S		
28	STKO	BMEIN	BASME	Base UoM	Unit of measure for the Base qty	3	R		
29	STKO	BMENG	BASMN	Base quantity	Quantity of the target material produced using the component's quantities we will define in the items.	13	R		
30	STKO	CADKZ	CADKZ	CAD Indicator	BOM created by CAD system	1	NU		
31	STKO	LABOR	LABOR	Lab/Office	Identifier of the organizational structure (Laboratory, Master Data office, etc) responsible to maintain this BOM	3	C		
32	STKO	LTXSP	LTXSP_CP	Long Text Lang	Long text	1	R		
33	STKO	STKTX	STKTX	Alt Text	Alternative Long text	40	NU		
34	STKO	STLST	STLST	BOM Status	Status of the BOM, used to restrict its usage during creation or obsolescence phases or to block it if required	2	R		PF2 is leading system for BOM Status. Therefore, For valid BOM from WP2 system must convert its BOM Status as per below: Active (01) Released General (04) Inactive (02) In creation (01) Active with history rqmt (03) Released General (04)
35	STKO	WRKAN	WRKAN	Created in plt	Plant on which BOM has been created	4	S		
36	STKO	DVDAT	DVDAT	Scheduled on	Date of Last date change of the "Valid From" field	8	S		
37	STKO	DVNAM	DVNAM	Date shifted by	User who performed the last change of Valid From	8	S		
38	STKO	AEHLP	CC_AEHLP	Helper Field	Date shift Hierarchy indicator	2	S		
39	STKO	ALEKZ	CS_ALEKZ	ALE indicator	BOM has been created by remote system	1	NU		
40	STKO	GUIDX	CS_GUIDB	Guid	Internal change status Header indicator	16	S		
41	STKO	VALID_TO		to	End Validity date of the BOM. By default 31.12.9999, unless differently specified by the user	8	R		default 31.12.9999
42	STKO	ECN_TO		Change No. To	Identifier of the Change number that created a subsequent version of the BOM, from which the current one is not valid anymore. Not used		NU		
43	STKO	BOM_VERSN		BOM Version	Version, not used in Syensqo		NU		
44	STKO	VERSNST		BOM Version Status	Status of the version, not used		NU		
45	STKO	VERSNLASTIND		Latest Rel Version	last version released. Not used		NU		
46	STKO	LASTCHANGEDATET		Time Stamp	Time stamp	8	S		
47	STKO	BOM_AIN_IND		BOM to AIN Handover	BOM copied to Asset Intelligent Network, not used		NU		
48	STKO	BOM_PREV_VERSION		Predecessor Version	Version of the predecessor BOM, not used		NU		
49	STKO	DUMMY_STKO_INCL		Ext. Include	Extension include exists		S		
50	STAS	STLTY	STLTY	BOM category	STAS table is purely internal, never maintained by a user. Technical fields to manage the link between BOM header and items	1	S		
51	STAS	STLNR	STNUM	BOM	STAS table is purely internal, never maintained by a user. Technical fields to manage the link between BOM header and items	8	S		

52	STAS	STLAL	STALT	Alternative	STAS table is purely internal, never maintained by a user. Technical fields to manage the link between BOM header and items	2	S			If it is non-numerical value then make it in sequence starting from the higher number of existing numerical value + 1 if it is numerical value then remain as it is
53	STAS	STLKN	STLKN	Item node	STAS table is purely internal, never maintained by a user. Technical fields to manage the link between BOM header and items	8	S			
54	STAS	STASZ	CIM_COUNT	Counter	STAS table is purely internal, never maintained by a user. Technical fields to manage the link between BOM header and items	8	S			
55	STAS	DATUV	DATUV	Valid From	STAS table is purely internal, never maintained by a user. Technical fields to manage the link between BOM header and items	8	S			
56	STAS	TECHV	TECHV	Tech st from	STAS table is purely internal, never maintained by a user. Technical fields to manage the link between BOM header and items	12	NU			
57	STAS	AENNR	AENNR	Change Number	STAS table is purely internal, never maintained by a user. Technical fields to manage the link between BOM header and items	12	NU			
58	STAS	LKENZ	LKENZ	Deletion Ind.	STAS table is purely internal, never maintained by a user. Technical fields to manage the link between BOM header and items	1	NU			
59	STAS	ANDAT	ANDAT	Created On	STAS table is purely internal, never maintained by a user. Technical fields to manage the link between BOM header and items	8	S			
60	STAS	ANNAM	ANNAM	Created by	STAS table is purely internal, never maintained by a user. Technical fields to manage the link between BOM header and items	12	S			
61	STAS	AEDAT	AEDAT	Changed On	STAS table is purely internal, never maintained by a user. Technical fields to manage the link between BOM header and items	8	S			
62	STAS	AENAM	AENAM	Changed By	STAS table is purely internal, never maintained by a user. Technical fields to manage the link between BOM header and items	12	S			
63	STAS	DVDAT	DVDAT	Scheduled on	STAS table is purely internal, never maintained by a user. Technical fields to manage the link between BOM header and items	8	S			
64	STAS	DVNAM	DVNAM	Date shifted by	STAS table is purely internal, never maintained by a user. Technical fields to manage the link between BOM header and items	8	S			
65	STAS	AEHLP	CC_AEHLP	Helper Field	STAS table is purely internal, never maintained by a user. Technical fields to manage the link between BOM header and items	2	S			
66	STAS	STVKN	STVKN	Item node	STAS table is purely internal, never maintained by a user. Technical fields to manage the link between BOM header and items	8	S			
67	STAS	IDPOS	CS_IDPOS	Item group	STAS table is purely internal, never maintained by a user. Technical fields to manage the link between BOM header and items	20	S			
68	STAS	IDVAR	CS_IDVAR	Comp. Variant	STAS table is purely internal, never maintained by a user. Technical fields to manage the link between BOM header and items	5	S			
69	STAS	LPSRT	CS_LPSRT	Sort key within a lo	STAS table is purely internal, never maintained by a user. Technical fields to manage the link between BOM header and items	4	S			
70	STAS	BOM_VERSN	BOM_VERSION	BOM Version	STAS table is purely internal, never maintained by a user. Technical fields to manage the link between BOM header and items	4	S			
71	STPO	STLTY	STLTY	BOM category	Identifier for Material/Equipment/WBS/Functional Location, Document BOM etc. Only Material BOMs are relevant here: "M"	1	S			
72	STPO	STLNR	STNUM	BOM	Internal BOM number assigned by the system	8	S			
73	STPO	STLKN	STLKN	Item node	Internal counter to identify uniquely the BOM item as a node in the system	8	S			

74	STPO	STPOZ	CIM_COUNT	Counter	Internal counter to identify uniquely the BOM item in the system	8	S		
75	STPO	DATUV	DATUV	Valid From	Start validity Date, it is by default the day one selected in the main screen at creation/change. By default it is the day of the creation/change, unless differently specified	8	R		
76	STPO	TECHV	TECHV	Tech st from	Technical Start validity date, not used	12	NU		
77	STPO	AENNR	AENNR	Change Number	Number of the object used to maintain this BOM together with other technical objects in a single engineering change. Not used in Syensqo	12	NU		
78	STPO	LKENZ	LKENZ	Deletion Ind.	Indicator of deletion performed via Change Number. Not used	1	NU		
79	STPO	VGKNT	VGKNT	Previous node	Identifier of the node of the item substituted by this one in a previous change of the BOM.	8	S		
80	STPO	VGPZL	VGPZL	Prev item count	Identifier of the node of the item substituted by this one in a previous change of the BOM.	8	S		
81	STPO	ANDAT	ANDAT	Created On	Creation date	8	S		
82	STPO	ANNAM	ANNAM	Created by	User who created the item	12	S		
83	STPO	AEDAT	AEDAT	Changed On	Date of the last change	8	S		
84	STPO	AENAM	AENAM	Changed By	User who performed the last change	12	S		
85	STPO	IDNRK	IDNRK	Component	Material code of the component used in production / subcontracting to build the target material. As per Business rule, here we will have an item for each material physically used in production line to build the product, including primary packing, monomers where they are missing, carton boxes, separator, etc. This field is required for material items, but it is not required in case of text items or document items	18	C		
86	STPO	PSWRK	PSWRK	Issuing Plant	Plant from which the material is taken, in case it is different from the main plant of the BOM. Not used.	4	NU		
87	STPO	POSTP	POSTP	Item Category	L = Material item T = Text Item D = Document	1	R		
88	STPO	POSNR	POSNR	Item	4 digit number used to sequence the items, normally proposed by the system with a progression by 10, can be manually edited	4	R		
89	STPO	SORTF	SORTP	Sort String	Free string that can be used to sort the items in printouts and specific applications	10	C		
90	STPO	MEINS	KMPME	Component UoM	UoM for the Component Qty	3	R		
91	STPO	MENGE	KMPMG	Quantity	Quantity required of this component to build the Header Qty of the Target material of the BOM	13	R		
92	STPO	FMENG	FMNGE	Fixed Quantity	Indicator: the qty is fixed, not dependent from the qty we produce	1	C		
93	STPO	AUSCH	KAUSF	Component Scrap	Scrap % for this specific component in the production /subcontracting process	5	C		
94	STPO	AVOAU	AVOAU	Operation Scrap	Scrap calculated for this component in case the Net Indicator is set, instead of the Assemble Scrap from Material master	5	C		
95	STPO	NETAU	NETAU	Net Indicator	Used to define that the planned scrap is calculated using the previous field instead of the Assembly Scrap from Material master	1	C		
96	STPO	SCHGT	SCHGT	Bulk material	Bulk materials are directly available in the work center and the dependent requirements are purely created for information, not relevant for planning	1	C		
97	STPO	BEIKZ	BEIKZ	Mat. Prov. Ind.	Material Provided by the Vendor / the Customer	1	C		
98	STPO	ERSKZ	ERSKZ	Spare Part ID	Not relevant for Material BOM	1	NU		
99	STPO	RVREL	RVREL	Sales	Item relevant for Sales: in case we would want BOM explosion in the Sales Order. Not used in Sy-Way	1	NU		
100	STPO	SANFE	SANFE	Production	Item relevant for Production. It is always "X" for Material BOM	1	R		
101	STPO	SANKA	CS_SANKA	CostingRelevncy	Item is relevant for costing. Always "X" = 100% relevant	1	R		
102	STPO	SANKO	SANKO	Engineering	Item relevant for Engineering BOM. Not used	1	NU		
103	STPO	SANVS	SANVS	HL confign	Relevant for shipping area, not used	1	NU		
104	STPO	STKKZ	STKKZ	PM assembly	Not relevant for Material BOM	1	NU		
105	STPO	REKRI	REKRI	Recursive	Automatic indicator set by the system if this item makes the BOM recursive	1	S		
106	STPO	REKRS	REKRS	Rec. allowed	Indicator required if this item makes the BOM recursive. Used for Rework or for actual recursive BOMs (even multi-level)	1	C		
107	STPO	CADPO	CADPO	CAD Indicator	Filled if BOM is created by a CAD system	1	NU		
108	STPO	NFMAT	CS_NFMAT	Follow-Up Matl	NOT IN USE	18	NU		

109	STPO	NLFZT	NLFZT	Lead-tm offset	Offset applied to Lead Time for this material. It is used only if the materials are not properly allocated to operations, to allow a more precise date of requirement for long running productions. Not used in Sy-Way	3	NU		
110	STPO	VERTI	SA_VERTI	Distribution	Key to distribute the qty across the timeline of the production that uses the material. not used	4	NU		
111	STPO	ALPOS	ALPOS	Alternat. item	Indicator that this item is alternative with another one, both for planning and execution purposes	1	C		
112	STPO	EWAHR	EWAHR	Usage Prob.	% of probability to use this item, in case of alternative items, for planning purposes	2	C		
113	STPO	EKGRP	EKGRP	Purch. Group	Identifier of the buyer responsible to procure this material for this specific item, can overwrite the one from Material Master. Not used in Sy-Way	2	NU		
114	STPO	LIFZT	LIFZT	Del time (days)	Delivery time in days, to be used in case a Purchase Requisition is triggered directly by the Process order Release (directly procured materials)	2	C		
115	STPO	LIFNR	LIFNR	Supplier	Supplier, to be used in case a Purchase Requisition is triggered directly by the Process order Release (directly procured materials)	10	C		
116	STPO	PREIS	CRPREI	Price	Purchasing price, to be used in case a Purchase Requisition is triggered directly by the Process order Release (directly procured materials)	11	C		
117	STPO	PEINH	PEINH	Price unit	Purchasing price unit, to be used in case a Purchase Requisition is triggered directly by the Process order Release (directly procured materials)	5	C		
118	STPO	WAERS	WAERS	Currency	Purchasing price currency, to be used in case a Purchase Requisition is triggered directly by the Process order Release (directly procured materials)	5	C		
119	STPO	SAKTO	SAKTO	Cost element	P&L Account, to be used in case a Purchase Requisition is triggered directly by the Process order Release (directly procured materials)	10	C		
120	STPO	ROANZ	ROANZ	Number Required	For Variable Size Items only, not used	13	NU		
121	STPO	ROMS1	ROMS1	Size 1	For Variable Size Items only, not used	13	NU		
122	STPO	ROMS2	ROMS2	Size 2	For Variable Size Items only, not used	13	NU		
123	STPO	ROMS3	ROMS3	Size 3	For Variable Size Items only, not used	13	NU		
124	STPO	ROMEI	ROMEI	Size unit	For Variable Size Items only, not used	3	NU		
125	STPO	ROMEN	ROMEN	VSI Quantity	For Variable Size Items only, not used	13	NU		
126	STPO	RFORM	RFORM	VSI Formula	For Variable Size Items only, not used	2	NU		
127	STPO	UPSKZ	UPSKZ	Sub-item ID	Automatic indicator in case this item has sub-items	1	S		
128	STPO	VALKZ	VALKZ	Alt ID	Automatic indicator, this item has more that one alternative	1	S		
129	STPO	LTXSP	LTXSP_CP	Long Text Lang	Language of the long texts	1	C		
130	STPO	POTX1	POTX1	Item Text	Long text	40	C		
131	STPO	POTX2	POTX2	Item Text	Long text	40	C		
132	STPO	OBJTY	OBJTY	Object Type	Internal, always "1"	1	S		
133	STPO	MATKL	MATKL	Material Group	Not used	9	NU		
134	STPO	WEBAZ	WEBAZ	GR proc. time	Specific GR time for this item in case of direct procurement in production	3	NU		
135	STPO	CSSTR	CSSTR	Mat. purity	Not used	5	NU		
136	STPO	CLASS	KLASSE_D	Class	Class number for classification of this BOM item	3	NU		
137	STPO	KLART	KLASSENA RT	Class Type	class type for classification	1	NU		
138	STPO	POTPR	POTPR	Res. item cat.	Resulting Item Category in case it is different from the main one due to specific object type	1	NU		
139	STPO	AWAKZ	AWAKZ	Sel. ind.	only for configurable BOM, not used	1	NU		
140	STPO	INSKZ	INSKZ	Instance	only for configurable BOM, not used	1	NU		
141	STPO	VCEKZ	VCEKZ	N.Dis.CE	only for configurable BOM, not used	1	NU		
142	STPO	VSTKZ	VSTKZ	N.Dis.ST	only for configurable BOM, not used	1	NU		
143	STPO	VACKZ	VACKZ	N.Dis.AC	only for configurable BOM, not used	1	NU		
144	STPO	EKORG	EKORG	Purchasing Org.	only for configurable BOM, not used	4	NU		
145	STPO	CLOBK	CLOBK	Reqd Component	only for configurable BOM, not used	1	NU		
146	STPO	CLMUL	CLMULT	Multiple Sel.	only for configurable BOM, not used	1	NU		
147	STPO	CLALT	CLALT	Altern. display	only for configurable BOM, not used	1	NU		
148	STPO	CVIEW	ABTEILUNG	Org.area	only for configurable BOM, not used	10	NU		
149	STPO	KNOBJ	KNOBJ	Assgmt no.	only for configurable BOM, not used	18	NU		

150	STPO	LGORT	CSLGO	StorageLocation	Issue storage Location for Production, used to overwrite the one from material master in case it is different for this specific BOM	4	C		
151	STPO	KZKUP	KZKUP	Co-product	Indicator that this item is a Co-product. To be used in case of negative qty and if we want to manage costing and / or planning for this item likewise a target material of the BOM	1	C		
152	STPO	INTRM	INTRM	Intra Material	String to identify an intra-material, not stock managed, that temporarily exists during the process. Not used.	18	NU		
153	STPO	TPEKZ	TPEKZ	Restr.	only for configurable BOM, not used	1	NU		
154	STPO	STVKN	STVKN	Item node	Internal node set by the system.	8	S		
155	STPO	DVDAT	DVDAT	Scheduled on	Date of the last date shift (change in validity dates)	8	S		
156	STPO	DVNAM	DVNAM	Date shifted by	User who made the last date shift	12	S		
157	STPO	DSPST	CS_DSPST	Explosion type	This is used to control the explosion of an item when determining dependent requirements. E.g. Phantom, Direct Production, Direct Procurement, etc.	2	S		
158	STPO	ALPST	CS_ALPST	Strategy	Strategy to be used to select items in case of alternative items: - accordingly with % probability of usage - 100% withdrawal if available	1	C		
159	STPO	ALPRF	CS_ALPRF	Priority	Ranking order for alternative items	2	C		
160	STPO	ALPGR	CS_ALPGR	AltItemGroup	Group of alternative items this item belongs to	2	C		
161	STPO	KZNF	CS_KZNF	Follow-Up Item	This item is a follow-up, it is used instead of the original item if the stock of the discontinued material is not available	1	C		
162	STPO	NFGRP	CS_NFGRP	Follow-up group	Group of items identified together for the discontinuation functionality. Follow up group of the item that is to be used and discontinuation group of the item that is expiring must have the same value	2	C		
163	STPO	NFEAG	CS_NFEAG	Discont. group	Group of items identified together for the discontinuation functionality. Follow up group of the item that is to be used and discontinuation group of the item that is expiring must have the same value	2	C		
164	STPO	KNDVB	CS_KNDVB	Manual change	Used for Sales Order BOM only. Not used	1	NU		
165	STPO	KNDBZ	CS_KNDBZ	Obj.dep.change	Used for Sales Order BOM only. Not used	1	NU		
166	STPO	KSTTY	CS_KSTTY	BOM category	Used for Sales Order BOM only. Not used	1	NU		
167	STPO	KSTNR	CS_KSTNR	BOM	Used for Sales Order BOM only. Not used	8	NU		
168	STPO	KSTKN	CS_KSTKN	Item node	Used for Sales Order BOM only. Not used	8	NU		
169	STPO	KSTPZ	CS_KSTPZ	Counter	Used for Sales Order BOM only. Not used	8	NU		
170	STPO	CLSZU	CS_CLSZU	Classification	Used for Sales Order BOM only. Not used	8	NU		
171	STPO	KZCLB	CS_KZCLB	as sel. cond.	Used for Sales Order BOM only. Not used	1	NU		
172	STPO	AEHLP	CC_AEHLP	Helper Field	Hierarchy indicator for Date shift	2	NU		
173	STPO	PRVBE	PRVBE	Supply Area	Production Supply Area where this item is used in production, relevant for EWM.	10	C		
174	STPO	IDPOS	CS_IDPOS	Item group	Used only in case of ECN	20	NU		
175	STPO	IDHIS	CS_IDHIS	History counter	Used only in case of ECN	5	NU		
176	STPO	IDVAR	CS_IDVAR	Comp. Variant	Used only in case of ECN	5	NU		
177	STPO	ALEKZ	CS_ALEKZ	ALE indicator	Indicator that this BOM item has been created / changed via distribution from another system	1	S		
178	STPO	ITMID	CS_ITMID	Item ID	Item Identifier	8	NU		
179	STPO	GUID	CS_CHAR22	Not used	Not used	22	S		
180	STPO	ITSOB	CS_SOBSL	SpecProcurement	Special procurement key for this item (e.g. procurement from another plant, to direct production, etc.)	2	C		
181	STPO	RFPNT	CS_RFPNT	Reference point	Used only for network activities. Not relevant for Sy-Way	20	NU		
182	STPO	GUIDX	CS_GUID	Guid	Internal ID change item status	16	S		
183	STPO	SGT_CMKZ		Seg. maintained	Automatically maintained value by the system if segmentation is relevant		S		
184	STPO	SGT_CATV		Seg. Value	Requirements Segment of Stock Segment to be used for this item		NU		
185	STPO	VALID_TO		to	Valid to date for this item. It is defined by the system when an item is substituted, based on the validity dates on the main screen	8	S		
186	STPO	VALID_TO_RKEY		to	Not used		NU		
187	STPO	ECN_TO		Change No. To	Only in case of ECN, Change number To		NU		
188	STPO	ECN_TO_RKEY		Change No. To	Only in case of ECN, Change number To		NU		
189	STPO	ABLAD		Unloading Point	Free string to specify the unloading point for this material		NU		

190	STPO	WEMPF		Recipient	Free string to specify the recipient for this material in this BOM		NU		
191	STPO	STVKN_VERSN		Item node	Internal counter to identify uniquely the BOM item as a node in the system		S		
192	STPO	LASTCHANGED ATET		Time Stamp	Time Stamp	8	S		
193	STPO	PRELIMINARY_MAT		Description	Preliminary description for the material		NU		
194	STPO	SFWIND		Software component	Indicator: this item is a SW component		NU		
195	STPO	DUMMY_STPO_INCL		Ext. Include	Not used (maintenance)		NU		
196	STPO	CUFAC TOR		NoCUInstances	Number of compatible units. Not used		NU		
197	STPO	/SAPMP /MET_LRCH		Length Calc. Method	Only for Variable Length calculation		NU		
198	STPO	/SAPMP /MAX_FERT		Max. Prod. Length	Only for Variable Length calculation		NU		
199	STPO	/SAPMP /FIX_AS_J		Fix.Scrap Any Length	Only for Variable Length calculation		NU		
200	STPO	/SAPMP /FIX_AS_E		FixedScrap FirstLgth	Only for Variable Length calculation		NU		
201	STPO	/SAPMP /FIX_AS_L		Fix.Scrap Last Lngth	Only for Variable Length calculation		NU		
202	STPO	/SAPMP /ABL_ZAHL		No. R-I Lengths	Only for Variable Length calculation		NU		
203	STPO	/SAPMP /RUND_FAK		Rounding Value	Only for Variable Length calculation		NU		
204	STPO	FSH_LV MKZ		Dev.vals maint.	Only for Variable Length calculation		NU		
205	STPO	FSH_PG QR		Qty Distr. prof.	Qty distribution profile, not used		NU		
206	STPO	FSH_PG QRRF		Qty Distr.Prof. Ref.	Qty distribution profile, not used		NU		
207	STPO	FSH_CRITICAL_CO		Critical Component	Critical component to be considered in feasibility analysis for Order Allocation.		NU		
208	STPO	FSH_CRITICAL_LE		Critical Level	Level of criticality for critical components in Order allocation		NU		
209	STPO	PRODU CTTYPE		Product Type Group	to identify Services in case of usage of Service Entry Sheet, Not relevant for material BOMs		NU		
210	STZU	STLTY	STLTY	BOM category	The entire STZU table is internally managed by the system	1	S		
211	STZU	STLNR	STLNR	BOM	The entire STZU table is internally managed by the system	8	S		
212	STZU	STLAN	STLAN	Usage	The entire STZU table is internally managed by the system	1	S		
213	STZU	EXSTL	EXSTL	BOM group	The entire STZU table is internally managed by the system	8	S		
214	STZU	ALTST	ALTST	Alternatives	The entire STZU table is internally managed by the system	2	S		
215	STZU	VARST	VARST	Variants	The entire STZU table is internally managed by the system	2	S		
216	STZU	KBAUS	KBAUS	ConfigurableBOM	The entire STZU table is internally managed by the system	1	S		
217	STZU	LTXSP	LTXSP	Long Text Lang	The entire STZU table is internally managed by the system	1	S		
218	STZU	STLBE	STLBE	Auth group	The entire STZU table is internally managed by the system	4	S		
219	STZU	ZTEXT	ZTEXT	BOM Description	The entire STZU table is internally managed by the system	40	S		
220	STZU	WRKAN	WRKAN	Created in pit	The entire STZU table is internally managed by the system	4	S		
221	STZU	HISDT	HISDT	Date hist	The entire STZU table is internally managed by the system	8	S		
222	STZU	HISSR	HISSR	Tech st hist	The entire STZU table is internally managed by the system	4	S		
223	STZU	HISTK	HISTK	History ID	The entire STZU table is internally managed by the system	2	S		
224	STZU	STUEZ	STUEZ	Max counters	The entire STZU table is internally managed by the system	3	S		
225	STZU	MAXKN	MAXKN	Max nodes	The entire STZU table is internally managed by the system	3	S		
226	STZU	KZPLN	KZPLN	Chge frm rtg	The entire STZU table is internally managed by the system	1	S		

227	STZU	AENRL	AENRL	Last change no.	The entire STZU table is internally managed by the system	12	S		
228	STZU	CLSMX	CLSMX	Max. classif.	The entire STZU table is internally managed by the system	3	S		
229	STZU	STLDT	STLDT	Changed on	The entire STZU table is internally managed by the system	8	S		
230	STZU	STLTM	STLTM	Changed at	The entire STZU table is internally managed by the system	6	S		
231	STZU	MAXKAN	MAXKAN	Maximum edge	The entire STZU table is internally managed by the system	3	S		
232	STZU	TSTMP	TSTMP	Time stamp	The entire STZU table is internally managed by the system	15	S		
233	STZU	VERSNIND	VERSNIND	Versioning Relevant	The entire STZU table is internally managed by the system	1	S		
234	STXH	TDOBJE CT	TDOBJECT	Text Object	The entire STXH table is internally managed by the system	10	S		
235	STXH	TDNAME	TDNAME	Text Name (Combination of BOM Number + Language + Key)	The entire STXH table is internally managed by the system	70	S		
236	STXH	TDID	TDID	Text ID (e.g., "ST")	The entire STXH table is internally managed by the system	4	S		
237	STXH	TDSPRAS	TDSPRAS	Language Key	The entire STXH table is internally managed by the system	1	S		
238	STXH	TDVERSION	TDVERSION	Version Number of Text	The entire STXH table is internally managed by the system	4	S		
239	STXH	TDLOCK	TDLOCK	Lock Indicator for Text	The entire STXH table is internally managed by the system	1	S		
240	STXL	CLUSTD	CLUSTD	Text Line (Compressed)	The entire STXL table is internally managed by the system	—	S		
241	STXL	TDOBJE CT	TDOBJECT	Text Object (Reference from STXH)	The entire STXL table is internally managed by the system	10	S		
242	STXL	TDNAME	TDNAME	Text Name	The entire STXL table is internally managed by the system	70	S		
243	STXL	TDSPO	TDSPO	Text Line Sequence	The entire STXL table is internally managed by the system	3	S		
237	STXH	TDSPRAS	TDSPRAS	Language Key	The entire STXH table is internally managed by the system	1	S		
238	STXH	TDVERSION	TDVERSION	Version Number of Text	The entire STXH table is internally managed by the system	4	S		
239	STXH	TDLOCK	TDLOCK	Lock Indicator for Text	The entire STXH table is internally managed by the system	1	S		
240	STXL	CLUSTD	CLUSTD	Text Line (Compressed)	The entire STXL table is internally managed by the system	—	S		
241	STXL	TDOBJE CT	TDOBJECT	Text Object (Reference from STXH)	The entire STXL table is internally managed by the system	10	S		
242	STXL	TDNAME	TDNAME	Text Name	The entire STXL table is internally managed by the system	70	S		
243	STXL	TDSPO	TDSPO	Text Line Sequence	The entire STXL table is internally managed by the system	3	S		

Data Cleansing

All data cleansing activities must be performed in the source systems (e.g., PF2, WP2) wherever possible, following the rules and criteria defined in this document. The objective is to ensure that only valid, active, and relevant master data is migrated to S/4HANA, while obsolete, redundant, or inconsistent records are excluded.

If certain data cleansing activities cannot be executed directly in the source systems due to system limitations, they may be managed externally (e.g., using Syniti Migrate, 3rd Party Vendor tools, or DCT processes). In such cases, proper documentation of the cleansing activity must be maintained and appended to this deliverable to support review, validation, and sign-off by stakeholders.

ID	Criticality	Error Message/Report Description	Rule	Output	Source System
1038-001	C1	Invalid, Inactive or no material component created for the plant /material combination	Bill of Material as per Relevancy Criteria within a plant assigned with a Component which does not belong below: 1. Material Master (S2P) as per Relevancy Criteria within the same plant as BOM	Material	PF2/WP2
1038-002	C1	BOM Base Unit of Measure Missing / incorrect.	This error is unexpected, as all UoMs associated with the relevant materials have been properly mapped from the legacy system to the new system	Unit of Measure	PF2/WP2

1038-003	C1	BOM Component UOM Missing / incorrect.	This error is unexpected, as all UoMs associated with the relevant materials have been properly mapped from the legacy system to the new system.	Unit of Measure	PF2/WP2
1038-004	C2	BOM Component Quantity is Zero	BOM components with a quantity value of 0 will be excluded from the migration scope. However, if the material is categorized as a by-product and the component quantity is negative , it will still be considered in the Bill of Material and included in the migration.	Component Quantity	PF2/WP2
1038-005	C1	BOM Plant incorrect.	Only BOMs associated with in-scope plants will be migrated to S/4HANA	Plant	PF2/WP2
1038-006	C1	BOM Language Key incorrect.	If a BOM (or material) contains text only in invalid or unsupported languages, the text will be migrated as-is , but the language key will be set to EN (English) in the target system.	Language Key	PF2/WP2

Conversion Process

The high-level process is represented by the diagram below:

The ETL (Extract, Transform, Load) process is a structured approach to data migration and management, ensuring high-quality data is seamlessly transferred across systems. Here's a breakdown of its key components:

1. Extraction

The process begins with extracting metadata and raw data from source systems, such as Syensqo ECC system (i.e. WP2/PF2) periodically. The extracted data is then staged for transformation.

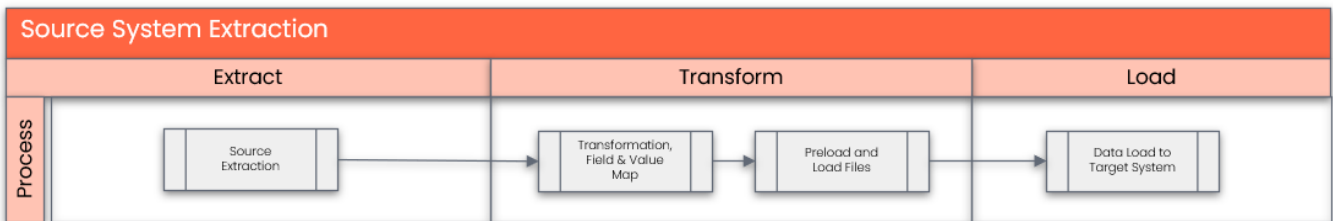
2. Transformation

Once extracted, the data undergoes cleansing, consolidation, and governance. This step ensures data integrity, consistency, and compliance with business rules. The transformation process includes:

- Data validation to remove inconsistencies.
- Standardization to align formats across datasets.
- Business rule application to refine data for operational use.

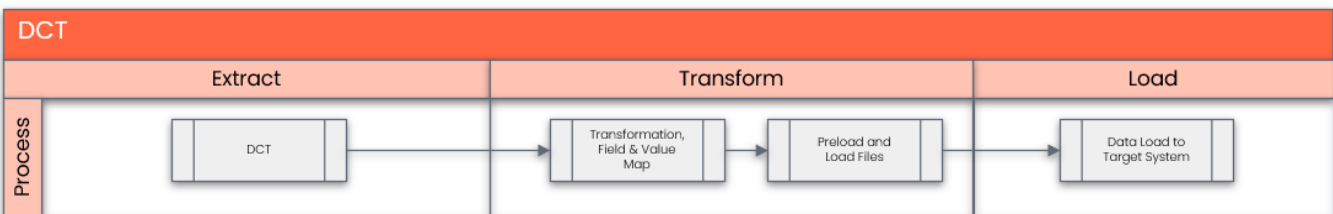
3. Loading

The transformed data is then loaded into the target S/4HANA system.



For sites that are not on SAP-PF2 and WP2 systems, collection will be done manually in the data collection template.

The high-level process for DCT is represented by the diagram below:



Data Privacy and Sensitivity

Not applicable

Extraction

Extract data from a source into Syniti Migrate. There are 2 possibilities:

1. The data exists. Syniti Migrate connects to the source and loads the data into Syniti Migrate. There are 3 methods:
 - a. Perform full data extraction from relevant tables in the source system(s).
 - b. Perform extraction through the application layer.
 - c. Only if Syniti Migrate; cannot connect to the source, data is loaded to the repository from the provided source system extract/report.
2. The data does not exist (or cannot be converted from its current state). The data is manually collected by the business directly in Syniti Migrate. This is to be conducted using DCT (Data Collection Template) in Syniti Migrate.

The agreed relevancy criteria is applied to the extracted records to identify the records that are applicable for the Target Loads

Extraction Run Sheet

Req #	Requirement Description	Team Responsible
Extraction Scope Definition	- Identify the source systems and databases involved. - Define the data objects (tables, fields, records) to be extracted. - Establish business rules for data selection.	Syniti /P2F Data team
Extraction Methodology	- Specify the extraction approach (full, incremental, or delta extraction). - Determine the tools and technologies used. - Define data filtering criteria to exclude irrelevant records.	Syniti
Extraction Execution Plan	- Establish execution timelines and batch processing schedules. - Assign responsibilities for extraction monitoring. - Document dependencies on other migration tasks.	Syniti
Data Quality and Validation	- Define error handling mechanisms for extraction failures.	Syniti

Selection Screen

Selection Ref Screen	Parameter Name	Selection Type	Requirement	Value to be entered/set
Not applicable				

Data Collection Template (DCT)

The Data Collection Template (DCT) will not be applicable in this case. If there is a need to create a new Master Data (MD) for Material BOM object, the business must perform this activity in the source system. The newly created object will then be captured and migrated as part of the standard migration process.

Extraction Dependencies

Before data extraction can commence, several **prerequisite steps and conditions** must be met to ensure a smooth and accurate extraction process. These dependencies involve confirming system readiness, validating data structures, and ensuring that appropriate access rights and credentials are in place.

Each step must be clearly defined, assigned to responsible teams, and completed prior to extraction activities. Proper coordination across stakeholders is required to mitigate risks and avoid delays in the migration timeline.

Item #	Step Description	Team Responsible
1	Source System Availability <ul style="list-style-type: none"> • Ensure that the source database or application is accessible. • Confirm that necessary credentials and permissions are granted 	Syensqo IT

2	Data Structure <ul style="list-style-type: none"> Identify relationships between tables, views, and stored procedures. 	Syniti
3	Referential Integrity <ul style="list-style-type: none"> Ensure dependent records are extracted together. 	Syniti
4	Extraction Methodology <ul style="list-style-type: none"> Define whether extraction is full, incremental, or delta-based. Establish batch processing schedules for large datasets. 	Syniti
5	Performance and Scalability Considerations <ul style="list-style-type: none"> Optimize extraction queries to prevent system overload. Ensure network bandwidth supports data transfer volumes. 	Syniti
6	Security and Compliance <ul style="list-style-type: none"> Adhere to regulatory standards for sensitive information if applicable 	Syniti
7	Data cleansing of legacy Resource If standardization within the DCT begins using relevant data from PF2 and WP2 before the cleansing is finalized, it is understood that the business will take due diligence to ensure any subsequent delta cleansing is verified and aligned within the DCT.	Business

Transformation

The Target fields are mapped to the applicable Legacy field that will be its source, this is a 3-way activity involving the Business, Functional team and Data team. This identifies the transformation activity required to allow to make the data Target ready:

- Perform value mapping and data transformation rules.
 - Legacy values are mapped to the to-be values (this could include a default value)
 - Values are transformed according to the rules defined in
- Prepare target-ready data in the structure and format that is required for loading via prescribed Load Tool. This step also produces the load data ready for business to perform Pre-load Data Validation

Transformation Run Sheet

Item #	Step Description	Team Responsible
1	Obtain DCT Sign-off from Business	SyWay Data Team
2	<Add steps from Syniti Migrate here>	SyWay Data Team
3	Review and Validate Error and Preload Reports	SyWay Data Team
4	Generate Load Files	SyWay Data Team

Transformation Rules

The Target fields are mapped to the applicable Legacy field that will be its source, this is a 3-way activity involving the Business, Functional team and Data team. This identifies the transformation activity required to allow to make the data Target ready:

- Perform value mapping and data transformation rules.
 - Legacy values are mapped to the to-be values (this could include a default value)
 - Values are transformed according to the rules defined in
- Prepare target-ready data in the structure and format that is required for loading via prescribed Load Tool. This step also produces the load data ready for business to perform Pre-load Data Validation

Rule #	Source system	Source Table	Source Field	Source Description	Target System	Target Table	Target Field	Target Description	Transformation Logic
--------	---------------	--------------	--------------	--------------------	---------------	--------------	--------------	--------------------	----------------------

1	PF2/WP2	MAST	MATNR	Material	S/4HANA	MAST	MATNR	Material	Legacy Material mapped to new Material Code in S/4HANA
2	PF2/WP2	MAST	WERKS	Plant	S/4HANA	MAST	WERKS	Plant	Map legacy Plant to new S/4HANA Plant (per mapping file)
3	PF2/WP2	MAST	STLAN	Usage	S/4HANA	MAST	STLAN	Usage	Transfer directly; Valid Value = 1 or 5
4	PF2/WP2	MAST	STLNR	BOM	S/4HANA	MAST	STLNR	BOM	System-generated internal BOM number during migration
5	PF2/WP2	MAST	STLAL	Alternative	S/4HANA	MAST	STLAL	Alternative	If it is non-numerical value then make it in sequence starting from the higher number of existing numerical value + 1 if it is numerical value then remain as it is
6	PF2/WP2	MAST	LOSVN	From Lot Size	S/4HANA	MAST	LOSVN	From Lot Size	Transfer directly if maintained; else default = 1
7	PF2/WP2	MAST	LOSBS	To Lot Size	S/4HANA	MAST	LOSBS	To Lot Size	Transfer directly if maintained; else default to 99999999
8	PF2/WP2	MAST	ANDAT	Created On	S/4HANA	MAST	ANDAT	Created On	System-generated field during load
9	PF2/WP2	MAST	ANNAM	Created by	S/4HANA	MAST	ANNAM	Created by	System-generated field during load
10	PF2/WP2	MAST	AEDAT	Changed On	S/4HANA	MAST	AEDAT	Changed On	System-generated field during load
11	PF2/WP2	MAST	AENAM	Changed By	S/4HANA	MAST	AENAM	Changed By	System-generated field during load
12	PF2/WP2	MAST	MATERIAL_BOM_KE	MBOM key	S/4HANA	MAST	MATERIAL_BOM_KE	MBOM key	Auto-generated by SAP during migration
13	PF2/WP2	STKO	STLTY	BOM category	S/4HANA	STKO	STLTY	BOM category	Default to "M" for Material BOMs
14	PF2/WP2	STKO	STLNR	BOM	S/4HANA	STKO	STLNR	BOM	Internal BOM number, system-generated
15	PF2/WP2	STKO	STLAL	Alternative	S/4HANA	STKO	STLAL	Alternative	If it is non-numerical value then make it in sequence starting from the higher number of existing numerical value + 1 if it is numerical value then remain as it is
16	PF2/WP2	STKO	STKOZ	Counter	S/4HANA	STKO	STKOZ	Counter	Sequential counter, auto-generated
17	PF2/WP2	STKO	DATUV	Valid From	S/4HANA	STKO	DATUV	Valid From	Default = BOM creation date unless specified otherwise
18	PF2/WP2	STKO	LOEKZ	Deletion flag	S/4HANA	STKO	LOEKZ	Deletion flag	Do not transfer if BOM is marked as Deleted
19	PF2/WP2	STKO	BMEIN	Base UoM	S/4HANA	STKO	BMEIN	Base UoM	Transfer from source material master
20	PF2/WP2	STKO	BMENG	Base quantity	S/4HANA	STKO	BMENG	Base quantity	Transfer directly from source
21	PF2/WP2	STKO	LABOR	Lab/Office	S/4HANA	STKO	LABOR	Lab/Office	Transfer if maintained; else leave blank
22	PF2/WP2	STKO	LTXSP	Long Text Lang	S/4HANA	STKO	LTXSP	Long Text Lang	Transfer directly if maintained
23	PF2/WP2	STKO	STLST	BOM Status	S/4HANA	STKO	STLST	BOM Status	PF2 is leading system for BOM Status. Therefore, For valid BOM from WP2 system must convert its BOM Status as per below: Active (01) Released General (04) Inactive (02) In creation (01) Active with history rqmt (03) Released General (04)
24	PF2/WP2	STKO	VALID_TO	to	S/4HANA	STKO	VALID_TO	to	Default = 31.12.9999 unless specified
25	PF2/WP2	STAS	STLTY	BOM category	S/4HANA	STAS	STLTY	BOM category	Default to "M" for Material BOMs
26	PF2/WP2	STAS	STLNR	BOM	S/4HANA	STAS	STLNR	BOM	System-generated internal number
27	PF2/WP2	STAS	STLAL	Alternative	S/4HANA	STAS	STLAL	Alternative	If it is non-numerical value then make it in sequence starting from the higher number of existing numerical value + 1 if it is numerical value then remain as it is
28	PF2/WP2	STAS	STASZ	Counter	S/4HANA	STAS	STASZ	Counter	Sequential counter assigned automatically
29	PF2/WP2	STAS	DATUV	Valid From	S/4HANA	STAS	DATUV	Valid From	BOM creation date unless overridden
30	PF2/WP2	STAS	TECHV	Tech st from	S/4HANA	STAS	TECHV	Tech st from	Not applicable
31	PF2/WP2	STAS	AENNR	Change Number	S/4HANA	STAS	AENNR	Change Number	Not applicable
32	PF2/WP2	STAS	LKENZ	Deletion Ind.	S/4HANA	STAS	LKENZ	Deletion Ind.	Not applicable
33	PF2/WP2	STPO	STLTY	BOM category	S/4HANA	STPO	STLTY	BOM category	Always mapped to "M" for Material BOMs
34	PF2/WP2	STPO	STLNR	BOM	S/4HANA	STPO	STLNR	BOM	BOM number auto-assigned
35	PF2/WP2	STPO	STPOZ	Counter	S/4HANA	STPO	STPOZ	Counter	Sequential item counter auto-assigned
36	PF2/WP2	STPO	DATUV	Valid From	S/4HANA	STPO	DATUV	Valid From	Default = BOM creation date unless specified
37	PF2/WP2	STPO	IDNRK	Component	S/4HANA	STPO	IDNRK	Component	Transfer legacy component; validate against Material Master
38	PF2/WP2	STPO	POSTP	Item Category	S/4HANA	STPO	POSTP	Item Category	Map to valid values (L = stock item, T = text item, D = document)
39	PF2/WP2	STPO	POSNR	Item	S/4HANA	STPO	POSNR	Item	Transfer directly
40	PF2/WP2	STPO	SORTF	Sort String	S/4HANA	STPO	SORTF	Sort String	Transfer directly if maintained
41	PF2/WP2	STPO	MEINS	Component UoM	S/4HANA	STPO	MEINS	Component UoM	Transfer from source
42	PF2/WP2	STPO	MENGE	Quantity	S/4HANA	STPO	MENGE	Quantity	Transfer from source

43	PF2/WP2	STPO	FMENG	Fixed Quantity	S/4HANA	STPO	FMENG	Fixed Quantity	Transfer if fixed qty flag maintained
44	PF2/WP2	STPO	AUSCH	Component Scrap	S/4HANA	STPO	AUSCH	Component Scrap	Transfer if maintained
45	PF2/WP2	STPO	AVOAU	Operation Scrap	S/4HANA	STPO	AVOAU	Operation Scrap	Transfer if maintained
46	PF2/WP2	STPO	NETAU	Net Indicator	S/4HANA	STPO	NETAU	Net Indicator	Carry over indicator if maintained
47	PF2/WP2	STPO	SCHGT	Bulk material	S/4HANA	STPO	SCHGT	Bulk material	Transfer if flagged
48	PF2/WP2	STPO	BEIKZ	Mat. Prov. Ind.	S/4HANA	STPO	BEIKZ	Mat. Prov. Ind.	Carry over from source
49	PF2/WP2	STPO	SANFE	Production	S/4HANA	STPO	SANFE	Production	Default "X" = relevant
50	PF2/WP2	STPO	SANKA	CostingRelevncy	S/4HANA	STPO	SANKA	CostingRelevncy	Transfer directly
51	PF2/WP2	STPO	REKRI	Recursive	S/4HANA	STPO	REKRI	Recursive	Auto-set if item makes BOM recursive
52	PF2/WP2	STPO	REKRS	Rec. allowed	S/4HANA	STPO	REKRS	Rec. allowed	Transfer if valid
53	PF2/WP2	STPO	ALPOS	Alternat. item	S/4HANA	STPO	ALPOS	Alternat. item	Transfer directly if maintained
54	PF2/WP2	STPO	EWAHR	Usage Prob.	S/4HANA	STPO	EWAHR	Usage Prob.	Transfer if valid in source
55	PF2/WP2	STPO	LIFZT	Del time (days)	S/4HANA	STPO	LIFZT	Del time (days)	Transfer if maintained
56	PF2/WP2	STPO	LIFNR	Supplier	S/4HANA	STPO	LIFNR	Supplier	Refer to XREF of Vendor
57	PF2/WP2	STPO	PREIS	Price	S/4HANA	STPO	PREIS	Price	Transfer directly if maintained
58	PF2/WP2	STPO	PEINH	Price unit	S/4HANA	STPO	PEINH	Price unit	Transfer directly
59	PF2/WP2	STPO	WAERS	Currency	S/4HANA	STPO	WAERS	Currency	Map legacy currency to S/4 currency codes
60	PF2/WP2	STPO	SAKTO	Cost element	S/4HANA	STPO	SAKTO	Cost element	Transfer only if cost element valid in CO
61	PF2/WP2	STPO	LTXSP	Long Text Lang	S/4HANA	STPO	LTXSP	Long Text Lang	Transfer if text maintained
62	PF2/WP2	STPO	POTX1	Item Text	S/4HANA	STPO	POTX1	Item Text	Transfer BOM Item Short Text
63	PF2/WP2	STPO	POTX2	Item Text	S/4HANA	STPO	POTX2	Item Text	Transfer BOM Item Long Text
64	PF2/WP2	STPO	LGORT	Storage Location	S/4HANA	STPO	LGORT	Storage Location	Map using Plant-Storage Location mapping
65	PF2/WP2	STPO	KZKUP	Co-product	S/4HANA	STPO	KZKUP	Co-product	Carry over flag if BOM item defined as co-product
66	PF2/WP2	STPO	ALPST	Strategy	S/4HANA	STPO	ALPST	Strategy	Transfer directly if maintained
67	PF2/WP2	STPO	ALPRF	Priority	S/4HANA	STPO	ALPRF	Priority	Carry over priority values
68	PF2/WP2	STPO	ALPGR	AltItemGroup	S/4HANA	STPO	ALPGR	AltItemGroup	Transfer if maintained
69	PF2/WP2	STPO	KZNFN	Follow-Up Item	S/4HANA	STPO	KZNFN	Follow-Up Item	Transfer only if valid
70	PF2/WP2	STPO	NFGRP	Follow-up group	S/4HANA	STPO	NFGRP	Follow-up group	Transfer if valid
71	PF2/WP2	STPO	NFEAG	Discont. group	S/4HANA	STPO	NFEAG	Discont. group	Transfer if valid
72	PF2/WP2	STPO	PRVBE	Supply Area	S/4HANA	STPO	PRVBE	Supply Area	Transfer directly if mapped
73	PF2/WP2	STPO	ITSOB	SpecProcurement	S/4HANA	STPO	ITSOB	SpecProcurement	Map legacy key to new S/4 procurement key
74	PF2/WP2	STZU	STLTY	BOM category	S/4HANA	STZU	STLTY	BOM category	Default to "M" for Material BOMs
75	PF2/WP2	STZU	STLNR	BOM	S/4HANA	STZU	STLNR	BOM	The entire STZU table is internally managed by the system
76	PF2/WP2	STZU	STLAN	Usage	S/4HANA	STZU	STLAN	Usage	The entire STZU table is internally managed by the system
77	PF2/WP2	STZU	EXSTL	BOM group	S/4HANA	STZU	EXSTL	BOM group	The entire STZU table is internally managed by the system
78	PF2/WP2	STZU	ALTST	Alternatives	S/4HANA	STZU	ALTST	Alternatives	The entire STZU table is internally managed by the system
79	PF2/WP2	STZU	VARST	Variants	S/4HANA	STZU	VARST	Variants	The entire STZU table is internally managed by the system
80	PF2/WP2	STZU	KBAUS	ConfigurableBOM	S/4HANA	STZU	KBAUS	ConfigurableBOM	The entire STZU table is internally managed by the system
81	PF2/WP2	STZU	LTXSP	Long Text Lang	S/4HANA	STZU	LTXSP	Long Text Lang	The entire STZU table is internally managed by the system
82	PF2/WP2	STZU	STLBE	Auth group	S/4HANA	STZU	STLBE	Auth group	The entire STZU table is internally managed by the system
83	PF2/WP2	STZU	ZTEXT	BOM Description	S/4HANA	STZU	ZTEXT	BOM Description	The entire STZU table is internally managed by the system
84	PF2/WP2	STZU	WRKAN	Created in plt	S/4HANA	STZU	WRKAN	Created in plt	The entire STZU table is internally managed by the system
85	PF2/WP2	STZU	HISDT	Date hist	S/4HANA	STZU	HISDT	Date hist	The entire STZU table is internally managed by the system
86	PF2/WP2	STZU	HISSR	Tech st hist	S/4HANA	STZU	HISSR	Tech st hist	The entire STZU table is internally managed by the system
87	PF2/WP2	STZU	HISTK	History ID	S/4HANA	STZU	HISTK	History ID	The entire STZU table is internally managed by the system
88	PF2/WP2	STZU	STUEZ	Max counters	S/4HANA	STZU	STUEZ	Max counters	The entire STZU table is internally managed by the system

89	PF2/WP2	STZU	MAXKN	Max nodes	S/4HANA	STZU	MAXKN	Max nodes	The entire STZU table is internally managed by the system
90	PF2/WP2	STZU	KZPLN	Chge frm rtg	S/4HANA	STZU	KZPLN	Chge frm rtg	The entire STZU table is internally managed by the system
91	PF2/WP2	STZU	AENRL	Last change no.	S/4HANA	STZU	AENRL	Last change no.	The entire STZU table is internally managed by the system
92	PF2/WP2	STZU	CLSMX	Max. classif.	S/4HANA	STZU	CLSMX	Max. classif.	The entire STZU table is internally managed by the system
93	PF2/WP2	STZU	STLDT	Changed on	S/4HANA	STZU	STLDT	Changed on	The entire STZU table is internally managed by the system
94	PF2/WP2	STZU	STLTM	Changed at	S/4HANA	STZU	STLTM	Changed at	The entire STZU table is internally managed by the system
95	PF2/WP2	STZU	MAXKAN	Maximum edge	S/4HANA	STZU	MAXKAN	Maximum edge	The entire STZU table is internally managed by the system
96	PF2/WP2	STZU	TSTMP	Time stamp	S/4HANA	STZU	TSTMP	Time stamp	The entire STZU table is internally managed by the system
97	PF2/WP2	STZU	VERSNIND	Versioning Relevant	S/4HANA	STZU	VERSNIND	Versioning Relevant	The entire STZU table is internally managed by the system
98	PF2/WP2	STXH	TDOBJECT	Text Object (e.g., "STKO")	S/4HANA	STXH	TDOBJECT	Text Object (e.g., "STKO")	Default to "BOM"
99	PF2/WP2	STXH	TDNAME	Text Name (Combination of BOM Number + Language + Key)	S/4HANA	STXH	TDNAME	Text Name (Combination of BOM Number + Language + Key)	The STXH table data will be migrated as-is from the current system to S/4HANA , with no modifications, ensuring consistency and traceability of existing records.
100	PF2/WP2	STXH	TDID	Text ID (e.g., "ST")	S/4HANA	STXH	TDID	Text ID (e.g., "ST")	The STXH table data will be migrated as-is from the current system to S/4HANA , with no modifications, ensuring consistency and traceability of existing records.
101	PF2/WP2	STXH	TDSPRAS	Language Key	S/4HANA	STXH	TDSPRAS	Language Key	The STXH table data will be migrated as-is from the current system to S/4HANA , with no modifications, ensuring consistency and traceability of existing records.
102	PF2/WP2	STXH	TDVERSION	Version Number of Text	S/4HANA	STXH	TDVERSION	Version Number of Text	The STXH table data will be migrated as-is from the current system to S/4HANA , with no modifications, ensuring consistency and traceability of existing records.
103	PF2/WP2	STXH	TDLOCK	Lock Indicator for Text	S/4HANA	STXH	TDLOCK	Lock Indicator for Text	The STXH table data will be migrated as-is from the current system to S/4HANA , with no modifications, ensuring consistency and traceability of existing records.
104	PF2/WP2	STXL	CLUSTD	Text Line (Compressed)	S/4HANA	STXL	CLUSTD	Text Line (Compressed)	The STXL table data will be migrated as-is from the current system to S/4HANA , with no modifications, ensuring consistency and traceability of existing records.
105	PF2/WP2	STXL	TDOBJECT	Text Object (Reference from STXH)	S/4HANA	STXL	TDOBJECT	Text Object (Reference from STXH)	Default to "BOM"
106	PF2/WP2	STXL	TDNAME	Text Name	S/4HANA	STXL	TDNAME	Text Name	The STXL table data will be migrated as-is from the current system to S/4HANA , with no modifications, ensuring consistency and traceability of existing records.
107	PF2/WP2	STXL	TDSPO	Text Line Sequence	S/4HANA	STXL	TDSPO	Text Line Sequence	The STXL table data will be migrated as-is from the current system to S/4HANA , with no modifications, ensuring consistency and traceability of existing records.

Transformation Mapping

Mapping Table Name	Mapping Table Description
Material	Mapping of legacy Material Number to new Material Number in target system. (To be discussed later)
Plant	Mapping of legacy Plants to new Plants to target system value. (To be discussed later)
Unit of Measure (UoM)	Mapping of legacy Units of Measure to ISO-compliant Units of Measure in S/4HANA.
Storage Location	Mapping of legacy Storage Locations to new Storage Location keys in S/4HANA.

Transformation Dependencies

List the steps that need to occur before transformation can commence

Item #	Step Description	Team Responsible
1	Ensure tables completeness	Syniti
2	Ensure all Transformation mappings are up to date.	Syniti

Pre-Load Validation

Project Team

Completeness

Task	Action
Verify Record Count	SyWay P2F-MFG Data Team to verify that the total number of relevant records from the system is equal to the total number of records in the Preload and Load Sheets.

Accuracy

Task	Action
Conversion Accuracy	SyWay P2F-MFG Data Team to verify that all fields below meet pass the checks: <ol style="list-style-type: none"> 1. Mandatory Fields 2. Field and Value Mapping Correctness 3. Null Checks 4. Text Length Checks
Review Error Reports	Review and correct the errors. Achieve a zero-error record count as much as possible. Raise defects for data remediated and requiring a correction in the source data.

Business

Completeness

Task	Action
Verify Record Count	Business Data Owner/s to verify that the total number of relevant records from the the system is equal to the total number of records in the Preload and Load Sheets.

Accuracy

Task	Action
Conversion Accuracy	Business Data Owner/s to verify that all the data in the load table/file is accurate as per endorsed transformation/mapping rules.

Load

The load process includes:

1. Execute the automated data load into target system using load tool or product the load file if the load must be done manually
2. Once the data is loaded to the target system, it will be extracted and prepared for Post Load Data Validation

Load Run Sheet

Item #	Step Description	Team Responsible
1	Ensure Pre-load sign-offs are obtained.	SyWay Data team
2	Go to the load tool and select the correct load Program.	SyWay Data team
3	Proceed with Data load.	SyWay Data team
4	Validate few records loaded by accessing standard transactions.	SyWay Data team
5	Generate the post load reports in the tool.	SyWay Data team
6	Log errors as defects, if any and address resolutions. Close defects.	SyWay Data team
7	Resolve defects by re-upload and re-generate post load reports if necessary.	SyWay Data team
8	Business to validate the post load files as part of post-load validation, raise data defects or provide the post-load sign-off.	Business
9	Repeat steps 5 to 7 if necessary.	SyWay Data team

Load Phase and Dependencies

Pre-Cutover

Configuration

Item #	Configuration Item
1	T001W-Plants/Branches - Definition of plants where BOMs are created and maintained
2	T001L – Storage Locations: Assignment of storage locations for BOM components.
3	T006 – Units of Measurement: ISO-compliant UoM definitions for BOM component quantities
4	T134 – Material Types: BOM-relevant material type definitions (e.g., ROH, HALB, FERT)
5	T141 – MRP Group: Assignment of BOM-relevant materials to planning groups.
6	TC04 – Item Categories: Configuration of BOM item categories (e.g., L = Stock item, T = Text item, D = Document, R = Class item).
7	TC05 – BOM Usage: Definition of BOM usage (1 = Production, 2 = Engineering, 3 = Sales & Distribution, 4 = Plant Maintenance, etc.).
8	T416 – BOM Explosion Types: Control of explosion behavior for multilevel BOMs
9	TC07 – BOM Statuses: Definition of BOM status values (Active, Inactive, Under Engineering)
10	T417 – Alternative Determination: Configuration of rules for BOM alternatives selection
11	T430 – Control Keys: Assignment of control keys for operations (used if BOM integrated with routing/master recipe).
12	TC24 – Person Responsible: Assignment of responsibility for BOM maintenance (optional, if integrated with work centers)
13	T460A – Special Procurement Types: Used for subcontracting or special BOM items.

Conversion Objects

Object #	Preceding Object Conversion Approach
2005	Material Master - MRP Views
2008	Material Master - Work Scheduling View

Error Handling

Error Type	Error Description	Action Taken
------------	-------------------	--------------

1	BOM header material does not exist in the target plant	Verify that the material master exists in the target plant and reprocess once the material is available.
2	BOM usage not valid for migration (e.g., usage outside 1 – Production)	Adjust BOM usage in the collection template to valid values (e.g., 1 = Production) before reloading.
3	Component material missing in target system	Confirm that the component is part of the material master migration and load the material before retrying BOM migration.
4	Unit of Measure (UoM) mismatch between BOM and material master	Ensure UoM mapping table is correct and that BOM UoM aligns with material master settings.
5	Duplicate BOM records for the same material /plant/usage	Perform deduplication and retain only the valid active BOM in the collection file.
6	BOM item quantity missing or set to zero	Validate that all BOM items have valid quantities; correct missing or zero values in collection file.
7	Obsolete or marked-for-deletion components	Exclude such components from migration as per data cleansing rules.

Post-Load Validation

Project Team

Completeness

Task	Action
Verify Count	SyWay P2F-MFG Data Team to verify the record count created in target S/4 HANA by accessing post load reports in dspMigrate or standard reports from S/4 HANA.

Accuracy

Task	Action
Verify Logs	Check if there is data that failed to load and perform the necessary actions (e.g. register as post load issue or attempt to load the record again, etc.).

Business

Completeness

Task	Action
Verify Count	Download Post Load Reports from dspMigrate and verify that the record count loaded in the target S/4 HANA is the same count as of the endorsed load file.

Accuracy

Task	Action
Conversion Accuracy	Verify that the Material BOM data in target S/4 HANA were loaded correctly via DSP Migrate post load reports or standard reports from S/4 HANA.

Key Assumptions

- Master Data Standard (MDS) is up to date as of the date of documenting this conversion approach and BOM data load.
- Data cleansing has been completed to ensure only active, valid, and relevant Production BOMs are migrated. BOMs marked for deletion, inactive materials, or obsolete plants are excluded.

- Only BOM Usage 1 (Production BOMs) and BOM Usage 5 (Sales BOMs) are in scope for migration. Other usages (e.g., Engineering, or Plant-specific BOMs) are explicitly excluded unless approved as part of an exception process.
- Component materials used in Production BOMs are assumed to be migrated first and available in the target system (dependency on Material Master migration).
- Unit of Measure (UoM) mapping is harmonized between source and target systems, ensuring that BOM component quantities align with material master definitions in S/4HANA.
- Number ranges for Production BOMs are preconfigured in S/4HANA, and internal numbering will be applied during migration unless specified otherwise.
- Enrichment activities (such as resolving missing item categories, missing scrap factors, or obsolete components) are handled outside the automated migration process and require manual intervention or business sign-off.
- Not all legacy BOM fields (e.g., CAD indicators, document links, or legacy-specific flags) will be migrated to S/4HANA; only fields required for production planning, costing, and shop-floor execution are considered in scope.

See also

[CNV-2005 Material Master - MRP Views](#)

[CNV-2006 Material Master PPDS View](#)

[CNV-2008 Material Master Work Scheduling View](#)

[CNV-2009 Material Master QM view](#)

Change log

Version	Published	Changed By	Comment
CURRENT (v. 62)	Apr 22, 2026 13:52	SUSANTO-ext, William	Section Update - Minor Update v6.0
v. 61	Apr 16, 2026 11:28	SUSANTO-ext, William	Section Update - Minor Update (new Cleansing Rule) v5.0
v. 60	Apr 01, 2026 08:00	SUSANTO-ext, William	Section Update - Minor Update v 4.0
v. 59	Mar 26, 2026 10:36	SUSANTO-ext, William	Section Update - Minor Update v3.0
v. 58	Mar 25, 2026 10:48	SUSANTO-ext, William	Section Update - Conversion Spec Minor Update v2.0
v. 57	Feb 24, 2026 08:40	SUSANTO-ext, William	Section Update - Conversion Spec Minor Update v1.0
v. 56	Feb 19, 2026 17:01	SUSANTO-ext, William	Section Update - Conversion Scope - DCT Draft v4.0
v. 55	Feb 18, 2026 09:45	SUSANTO-ext, William	Section Update - Conversion Scope - DCT Draft v3.0
v. 54	Feb 16, 2026 09:43	SUSANTO-ext, William	Section Update - Conversion Scope - DCT Draft v2.0
v. 53	Feb 11, 2026 08:48	SUSANTO-ext, William	Section Update - Conversion Scope - DCT Draft v1.0

[Go to Page History](#)


Workflow history

Title	Last Updated By	Updated	Status
-------	-----------------	---------	--------

There are no pages at the moment.

Workflow history

This view shows the 5 most recent entries. The complete workflow log is available from the 'Document Activity' menu item.

From Nov 14, 2025 to Apr 22, 2026	Actor	Type	Activity	Version
Approved	 SUSANTO-ext, William	Edit	updated the page at 11:07 am	

Nov 03, 2025



MUTHUSAMY
-ext, Kunalan

State changed state to **Approved** at 10:20 am (State override)

v50

[PMO Comments] Conversion Spec completed as per CS register and functional review completed

Tech Review



MUTHUSAMY
-ext, Kunalan

State gave *Minor change* approval at 10:20 am

[PMO Comments] Conversion Spec completed as per CS register and functional review completed

Oct 16, 2025



SUSANTO-
ext, William

Edit updated the page at 2:29 pm



SUSANTO-
ext, William

State changed expiry date to '21 Oct, 2025 12:10 pm' at 12:10 pm

State changed state to **Tech Review** at 12:10 pm

v48
