

# CNV-2022 Materials - PO Text View

<b>Status</b>	Approved
<b>Owner</b>	CLARKE-ext, Steve
<b>Stakeholders</b>	

## Purpose

The purpose of this document is to define the conversion approach to upload Materials - PO Text View into S/4 HANA as part of the Material Data Migration.

Link to MDS:

[DD-FUN-050 Master Data Standard\\_2022-Material master-PO Text](#)

## Conversion Scope

The scope of this document covers the approach for converting active PO Text data on Materials and Services from Legacy Source Systems into S/4HANA following the Master Data Design Standard.

This object is migrated after Material Basic Data, therefore only materials in scope for object "2019 - Materials Basic Data View" are in scope for this object. Click [here to go to the Conversion Spec for 2019](#) to see the full set of relevancy rules.

### Exclusion DCT

We need an Exclusion DCT (it contains records that must be excluded from the ECC extract because it is in the DCT) whose keys are: TDOBJECT ('MATERIAL' or 'ASMD'), TDNAME (MARA-MATR or ASMD-ASNUM), TDID ('BEST' or 'LTXT'), TDSRAS.

List of source systems and approximate number of records

Source	Scope	Source Approx No. of Records	Target System	Target Approx No. of Records
PF2,WP2	Scope is Material and Service Master records that have been identified as part of Basic Data.	332,000	S4H	332,000

## Profiling

	WP2 - ALL Records	WP2 - Relevant Records	PF2 - ALL Records	PF2 - Relevant Records	Total Relevant Records
<b>Material Master</b>	771,298	116,055	880,498	210,486	326,541
<b>Service Master</b>	7,719	134	64,894	5,114	5,248
<b>Total</b>	779,017	116,189	945,392	215,600	331,789

Core, Additional or Supplier Language	Language	Count of Records where Material is Marked as Relevant
Y	EN - English	102,716
Y	FR - French	58,555
Y	IT - Italian	38,462
Y	ZH - Mandarin	21,994
Y	DE - German	21,061

Y	ES - Spanish	17,159
Y	PT - Portuguese	16,748
Y	NL - Dutch	13,528
Y	JA - Japanese	13,223
Y	KO - Korean	10,365
Y	PL - Polish	9,490
Y	BG - Bulgarian	3,441
Y	RU - Russian	2,748
Y	FI - Finnish	2,100
Y	ZF - Chinese traditional	146
Y	TH - Thai **Confirming TH is in scope. See Multi-language Requirement below.	53
Y	SK - Slovak	5,779
Y	Z9 - Brazil Portuguese	4,832
N	EL - Greek	222
N	CS - Czech	192
N	TR - Turkish	37
N	3F - French_CA	25
N	AF - Afrikaans	18
N	AR - Arabic	14
N	ID - Indonesian	9
N	MS - Malay	5
N	DA - Danish	4
N	ET - Estonian	3
N	HU - Hungarian	3
N	SL - Slovenian	3
N	KK - Kazakh	2
N	CA - Catalan	1
N	HE - Hebrew	1
N	RO - Romanian	1
N	SR - Serbian	1
N	SV - Swedish	1
N	VI - Vietnamese	1
N	Z8 - EN (US) EHS ONLY	1
N	HI - Hindi	0
N	HY - Armenian	0
N	IS - Icelandic	0
N	LV - Latvian	0
N	UK - Ukrainian	0
N	Z1 - Customer reserve	0

## Predecessor Objects

Material Master - Basic View (2019) Materials Purchasing View (2020) **Materials – PO Text View.**

## Additional Information


### Multi-language Requirement

Multi language is supported for Materials - PO Text. Login via a different language will show the description displayed in the logon language if the language key is maintained.

The following languages are allowed:

- Core languages: EN - English, FR - French, IT - Italian and ZH - Mandarin.
- Additional languages: PT - Portuguese, DE - German, ES - Spanish, ~~TH - Thai~~ (descope by CR0086, users can no use TH as their login language).
- Supplier languages that are possible: FR - French, EN - English, ES - Spanish, DE - German, IT - Italian, NL - Dutch, PT - Portuguese, ZH - Mandarin, PL - Polish, JA - Japanese, KO - Korean, FI - Finnish, BG - Bulgarian, RU - Russian, TH- Thai, ZF - Chinese traditional, SK - Slovak, Z9 - Brazil Portuguese. (TH has not been descope from such requirements where we need to send a document to a supplier in there own language, therefore it is still valid on the Materials PO Text View.)

Jira Task to check if TH records are still in scope:

 [PDM-773](#) - Jira project doesn't exist or you don't have permission to view it.

## Document Management

Not Applicable

## Legal Requirement

Not Applicable

## Special Requirements

Not Applicable

## Target Design

The technical design of the target for this conversion approach.

Table	Field	Data Element	Field Description	Data Type	Length	Requirement
STXL	TDOBJECT		Texts: application object	CHAR	10	Required
STXL	TDNAME		Name	CHAR	70	Required
STXL	TDID		Text ID	CHAR	4	Required
STXL	TDSPRAS	SPRAS	Language Key	LANG	1	Required
STXL	CLUSTD		SAPscript: LONG RAW field for table STXL	LRAW	7902	Required

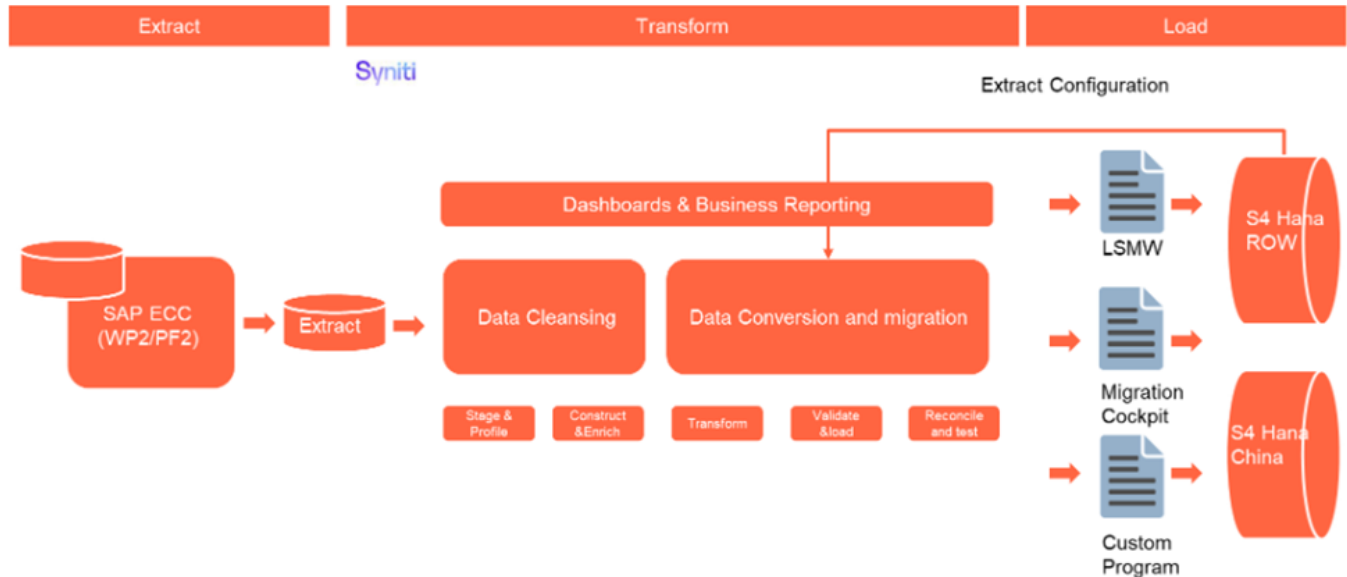
## Data Cleansing

ID	Criticality	Error Message /Report Description	Rule	Output	Source System	Syniti Report Required
1	High	TDSPARS Not In Allowed List	The following language are allowed as being either core, or additional or the language of the supplier: BG, DE, EN, ES, FI, FR, IT, JA, KO, NL, PL, PT, RU, TH, ZF, ZH, SK, Z9.	MATNR and Text messages that are not in the allowed list	PF2 & WP2	YES
2	Medium	Text Message Rules	No special characters.	MATNR and Text messages that don't follow this	PF2 & WP2	YES

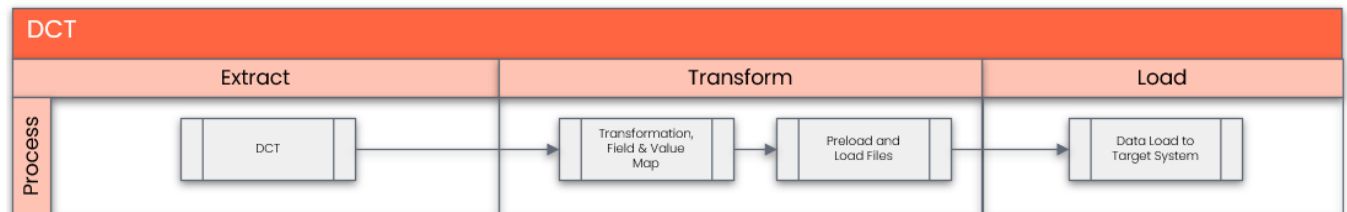
3	Medium	No Long Text for the Material	List of Materials that do not have Long Text	MATNR and MAKT-MAKTX (Material Short Description) for MAKT-SPRAS either EN, FR, IT or CH	PF2 & WP2	YES
---	--------	-------------------------------	----------------------------------------------	------------------------------------------------------------------------------------------	-----------	-----

## Conversion Process

The high-level process for PO Text that will be migrated is represented by the diagram below:



The high-level process for PO Text that will be captured in a DCT are represented by the diagram below:



Field Governance Rules					
These governance rules apply to the individual fields within the data record.					
Rule #	Field Label	Rule Description	Validation Method	Conditional Logic	Cleansing Rule (Also see Data Cleansing section above)
1	MARA - MATNR	Material number governance rules will be defined in Basic data as these are copied over from Basic data to PO text view automatically & are not specific to this view.	Upfront Automated		
2	Language	The following language are acceptable as being either core, or additional or the language of the supplier: BG, DE, EN, ES, FI, FR, IT, JA, KO, NL, PL, PT, RU, TH, ZF, ZH, SK, Z9.	Upfront Automated		TDSPARS Not In Allowed List
3	Long Text	No special characters.			1. Text Message Rules 2. No Long Text for the Material

## Data Privacy and Sensitivity

Not Applicable

# Extraction

Target Materials will come from both the Material Master and Service Master. In addition to the ECC data, PO Text data may also come from the DCT.

Text data in the table STXL is not readable and the Function Module "READ\_TEXT" is used for this, using the following STXL fields: TDOBJECT, TDNAME, TDID and TDSPPRAS.

TDOBJECT & TDID are used in the following combinations to get the data:

- Material Master: 'MATERIAL' and 'BEST'
- Service Master: 'ASMD' and 'LTXT'

TDNAME: this will contain MARA-MATNR or ASMD-ASNUM.

## Updates to Extracted Data

The Business needs access to the data extracted from PF2 & WP2. They should be able to update TDSPPRAS and LongText.

## Extraction Run Sheet

Req #	Requirement Description	Team Responsible
1	Extract data from PF2 and WP2 using Function Module "READ_TEXT"	Syniti Team

## Selection Screen

Selection Ref Screen	Parameter Name	Selection Type	Requirement	Value to be entered/set
Not Applicable				

## Data Collection Template (DCT)

Field Name	Field Description	Rule	Tool Tip	zComment	zDelete
	Material or Service	Mandatory. A dropdown to indicate if the value in TDNAME is a Material Number or a Service Number. The default value for the dropdown is for a Material. Used in Transformation Rule 2 so the correct mapping (Old MARA-MATNR or Old ASMD-ASNUM to New MARA-MATRN) is applied.	Is this data for a Material Number or a Service Number?		
TDNAME	Material Number	Mandatory	The Legacy Material/Service Number will be used to identify the corresponding Target Material Number.		
TDSPPRAS	Language	Mandatory. A dropdown with the following values: BG - Bulgarian, DE - German, EN - English, ES - Spanish, FI - Finnish, FR - French, IT - Italian, JA - Japanese, KO - Korean, NL - Dutch, PL - Polish, PT - Portuguese, RU - Russian, TH - Thai, ZF - Chinese traditional, ZH - Mandarin, SK - Slovak, Z9 - Brazil Portuguese.			
Counter	Counter	Mandatory. User enters the value starting at 1 and incrementing by 1 for each line of text. This forms part of the key with TDNAME and TDSPPRAS.	Start at 1 and increment by 1 for each line added, so that each line of the PO Text has a unique number, in the order the lines are to be displayed in.		

Long Text	Long Text	Mandatory. No special characters: ; Semi-colon : Colon :: Double Colon ? Question Mark / Forward Slash @ At sign & Ampersand = Equal Sign + Plus Sign \$ Dollar Sign % Percent   Vertical Bar [] Left or Right Square Bracket " Double Quotes	This text should provide additional details of the material ordered with consistent descriptions, specifications & instructions to the supplier for packaging & labelling requirements, Shipping relevant instructions, delivery/handling notes, Special vendor instructions(if any) & any compliance or regulatory requirements with regards to purchase etc.  1. No special characters.  2. Use line breaks.  3. Capitalise first letter of sentence & major words capitalised.		
-----------	-----------	--------------------------------------------------------------------------------------------------------------------------------------------------------------------------------------------------------------------------------------------------------------------------------------------	-----------------------------------------------------------------------------------------------------------------------------------------------------------------------------------------------------------------------------------------------------------------------------------------------------------------------------------------------------------------------------------------------------------------------------------------------------------------------------------------------------	--	--

## Extraction Dependencies

Item #	Step Description	Team Responsible
1	Materials and Services in scope to be loaded as Material Master Basic Data must be identified before the extraction of Text data, so that we can limit the extraction to this sub-set of data.	S2P Data Team & S2P Data Owners

## Transformation

The Target fields are mapped to the applicable Legacy field that will be its source, this is a 3-way activity involving the Business, Functional team and Data team. This identifies the transformation activity required to allow to make the data Target ready:

1. Perform value mapping and data transformation rules.
  - a. Legacy values are mapped to the to-be values (this could include a default value)
  - b. Values are transformed according to the rules defined in
2. Prepare target-ready data in the structure and format that is required for loading via prescribed Load Tool. This step also produces the load data ready for business to perform Pre-load Data Validation

## Transformation Run Sheet

Item #	Step Description	Team Responsible
1	Verify that data is extracted from both source systems and includes both Materials and Services Long Text.	Syniti/Data Team(S2P)
2	Transformation jobs are ready for execution.	Syniti

## Transformation Rules

Rule #	Source system	Source Table	Source Field	Source Description	Target System	Target Table	Target Field	Target Description	Transformation Logic
1	PF2, WP2 & DCT	STXL	TDOBJECT		S4H	STXL	TDOBJECT		Default to MATERIAL
2	PF2, WP2 & DCT	STXL	TDNAME		S4H	STXL	TDNAME		Map from Old MARA-MATNR or Old ASMD-ASNUM to New MARA-MATRN
3	PF2, WP2 & DCT	STXL	TDID		S4H	STXL	TDID		Default to BEST
4	PF2, WP2 & DCT	STXL	TDSPRAS		S4H	STXL	TDSPRAS		Copy As-Is
5	PF2, WP2 & DCT		Long Text		S4H		Long Text		Copy As-Is

## Transformation Mapping

Mapping Table Name	Mapping Table Description	Link
--------------------	---------------------------	------

Material	XREF	
----------	------	--

## Transformation Dependencies

List the steps that need to occur before transformation can commence

Item #	Step Description	Team Responsible
1	Data has been extracted from sources systems	Syniti
2	Deduplication is completed	Syniti & Data Team (S2P)
3	Configuration should be completed - (Config documents should be complete)	Syniti & Data Team (S2P)
4	Value mapping and XREF tables are ready	Syniti & Data Team (S2P)
5	Language Translations are Completed	Integration Team & Data Team (S2P)

## Pre-Load Validation

### Project Team

### Completeness

Task	Action
Verify Record Count	The number of records presented after relevancy checks and validation needs to be correct compared to the staged data in Migrate.
Completeness check	All fields required as per mapping template rules must be completed. Validity reports checking each field in Syniti must be built.

### Accuracy

Task	Action
Conversion Accuracy	Data team to verify that the data staged in the preload tables are correct in terms of the mapping rules. This will be done via Syniti DSP reports.

## Business

### Completeness

Task	Action
Count and Completeness check	All fields required as per mapping template rules must be completed. Validity reports checking each field in ADMM must be built to help check.

### Accuracy

Task	Action
Conversion Accuracy	Business team to verify that the data staged in the preload tables are correct in terms of the mapping rules. This will be done via Syniti ADMM reports/SAP reports

## Load

The load process includes:

1. The Long Text data field in STXL is not a normal field, therefore Syniti needs to determine if Migration Cockpit is the best option, or if another standard load method is available, otherwise a custom method must be developed.
2. Once the data is loaded to the target system, it will be extracted and prepared for Post Load Data Validation.

## Load Run Sheet

Item #	Step Description	Team Responsible
1	Verify data extracted	Data Specialist/Functional - S2P
2	Verify data combined from both source systems and from Materials and Services	Data Specialist/Functional - S2P
3	Verify Material XREF is ready	Data Specialist/Functional - S2P
4	Stage data for transformations	Syniti
5	Run transforms	Syniti
8	Execute pre-load report	Syniti
9	Validate preload report - release	Data Specialist/Functional - S2P
10	Prepare and simulate	Syniti
11	Pre-load verification and approval to load	Functional/Data Owner - S2P
12	Load to S4	Syniti
13	Complete Jira steps, Volumes and Timings	All - where applicable
14	Execute post-load report	Syniti
15	Post-load report verification/validation	Data Specialist/Functional/Data Owner - S2P
16	Object load completion approval	Data Owner - S2P

## Load Phase and Dependencies

### Configuration

Item #	Configuration Item
1	Not Applicable. This object is only dependent on Languages found in the table T002 and these are all SAP standard so nothing is required.

### Conversion Objects

Object #	Preceding Object Conversion Approach
1	Material Master - Basic View (2019)
2	Materials Purchasing View (2020)

### Error Handling

Error Type	Error Description	Action Taken
Data	Incorrect Language	Fix incorrect data
Data	Duplicate	Fix incorrect data
Load	Authorization errors	Apply for the applicable authorization permission and retry
Load	Technical load failures - If using MC - Simulation errors, etc	Investigate error and rectify. Retry simulation and/or load

# Post-Load Validation

## Project Team

### Post-Load Step

Step Description	Team Responsible
Execute post-load report	Syniti
Post-load report verification/validation	Data Specialist/Functional/Data Owner - S2P
Object load completion approval	Data Owner - S2P

### Completeness

Task	Action
Verify count	The number of records presented in the preload needs to be compared to the post-load. – Syniti report
Field by field check	Compare source data to target data.

### Accuracy

Task	Action
Verify Logs	Check if there is data that failed to load and perform the necessary actions (e.g. register as post load issue or attempt to load the record again, etc.).

## Business

### Completeness

Task	Action
Verify Count	The number of records presented in the preload needs to be compared to the post-load Syniti report.
Missing data	Check missing data which was supposed to be loaded.
Reconciliation	Participate in Post-load walkthroughs.

### Accuracy

Task	Action
Conversion Accuracy	Business team to verify that the data staged in the preload tables are correct in terms of the mapping rules. This will be done via Syniti/SAP reports.

## Key Assumptions

- Master Data Standard is up to date as on the date of documenting this conversion approach and data load.
- Materials - PO Text is in scope based on data design and any exception requested by business.

## See also

## Change log

Version	Published	Changed By	Comment
<b>CURRENT (v. 44)</b>	<b>Feb 24, 2026 14:28</b>	<b>CLARKE-ext, Steve</b>	Updated Data Cleansing to match reality
v. 43	Dec 17, 2025 12:55	CLARKE-ext, Steve	
v. 42	Dec 16, 2025 17:15	CLARKE-ext, Steve	
v. 41	Dec 12, 2025 09:21	CLARKE-ext, Steve	
v. 40	Dec 12, 2025 09:10	CLARKE-ext, Steve	
v. 39	Dec 12, 2025 09:00	CLARKE-ext, Steve	
v. 38	Dec 12, 2025 08:52	CLARKE-ext, Steve	
v. 37	Dec 10, 2025 14:07	CLARKE-ext, Steve	
v. 36	Dec 10, 2025 12:03	CLARKE-ext, Steve	
v. 35	Oct 17, 2025 13:27	CLARKE-ext, Steve	

[Go to Page History](#)






## Workflow history

Title	Last Updated By	Updated	Status
-------	-----------------	---------	--------

There are no pages at the moment.

## Workflow history

This view shows the 5 most recent entries. The complete workflow log is available from the 'Document Activity' menu item.

Mar 02, 2026	Actor	Type	Activity	Version
Approved		State	changed state to <b>Approved</b> at 1:32 pm	v44
Edited following Approval		State	gave <i>Minor change</i> approval at 1:32 pm	
Feb 24, 2026				
		Edit	updated the page at 2:28 pm  <i>Updated Data Cleansing to match reality</i>	
		State	changed state to <b>Edited following Approval</b> at 1:28 pm	v44
Dec 17, 2025				
Approved		State	changed state to <b>Approved</b> at 6:36 pm	v43
Lead Approval		State	gave <i>POD Lead Review</i> approval at 6:36 pm	