

CNV-1006 Work Centre

Status	Approved
Owner	ERGUIZA-ext, Pinky Love
Stakeholders	LEIGHTON-ext, Dean PUN-ext, Eddy TEE-ext, Paul JOSHI-ext, Aditya MOUSSA-ext, Eva HUSSAN-ext, Nishin STEFANESCU-ext, Aurelia YILMAZTURK-ext, Gokhan

Purpose

The purpose of this document is to define the conversion approach to create EAM Work Centres in S/4 HANA.

Legacy Work Centre is using a diverse range of formats across the different systems. There may be instances where the same Work Centres are duplicated within and across sources. This results in data inconsistency. As per SyWay design, EAM Work Centres will be standardized.

Conversion Scope

The scope of this document outlines the approach for converting active Work Centres from the legacy systems (PF2, WP2) and for creating new Work Centres in S/4HANA, in alignment with the SyWay Work Centre Master Data Design Standard.

A Work Centre is an organizational element that identifies the resource - whether a person, machine, or group - responsible for performing maintenance activities. Each Work Centre has a defined capacity to perform work, and the activities carried out can be costed by assigning activity rates.

Main Work Centre

Main Work Centres define the execution and organizational ownership of work management objects such as Notifications, Work Orders and Maintenance Plans within a Maintenance Plant.

They represent the work group team leaders or supervisors who organize and manage the maintenance workforce on a day-to-day basis. This includes coordinating both planned maintenance and unplanned breakdown work and effectively merging the two based on daily priorities and resource availability.

Work Centre Category Consideration

Work Centres are distinguished by their Work Centre category (e.g. Production Work Centre or Maintenance Work Centre). The category selected determines which data fields can be maintained in the Work Centre master record.

For Plant Maintenance purposes, the default Work Centre category will be Maintenance Work Centre.

Within the Work Centre master data, the Work Centre category is used to identify it as a Plant Maintenance Work Centre. Additionally, a Control Key is maintained to specify the business transactions (i.e. such as scheduling or costing) that are applicable to the Work Centre when used in maintenance task lists or maintenance orders.

The data from legacy system includes:

1. Object Type (CRHD-OBTY) = A (Work Centre)
2. Work Centres (CRHD-ARPBL) within Maintenance Plants (CRHD-WERKS) in scope (Value Mapping: Plant where Maintenance Plant = Yes)
3. </Start CR0368>Work Centre Category (CRHD-VERWE) is for Plant Maintenance (Value Mapping: INC-Legacy Work Center Category)</End CR0368>
4. Work Centres (CRHD-ARPBL) assigned to any of the below PM Objects in the Legacy Systems:
 - a. Active Legacy Functional Location (IFLOT-TPLR) ** (System Status TJ02T-TXT04 <> INAC)
 - b. Active Legacy Equipment (EQUI-EQUNR) ** (System Status TJ02T-TXT04 <> INAC)
 - c. Active Legacy Task List
 - Task List Type (PLKO-PLNTY) can be any of: **A** - General Maintenance Task List; **E** - Equipment Task List; **T** - Task List for Functional Location
 - Task List Status (PLKO-STATU) can be any of: **2** - Released for Order; **3** - Released for Costing; **4** - Released (General)
 - Task List Usage (PLKO-VERWE) = "004"
 - d. Legacy Maintenance Items (MPOS-WAPOS) linked to Active Legacy Functional Location **
 - e. Legacy Maintenance Items (MPOS-WAPOS) linked to Active Legacy Equipment **
 - f. Open Legacy Work Orders (AUFK-AUFNR)
 - </Start CR0368>System Status JEST-STAT = CRTD or REL</End CR0368>
 - Indicator: Status Is Inactive = Active (JEST-INAC <> 'X')

The data from legacy system excludes:

1. Work Centre for Deletion (Deletion Indicator (CRHD-LVORM) = "X")

List of Tables to extract for this object is maintained here: [Extract Table Register](#).

List of source systems and approximate number of records

Source	Scope	Source Approx No. of Records	Target System	Target Approx No. of Records
PF2, WP2	<p>Work Centres will be collected via DCT. An initial extract of the relevant Work Centres will be provided in google sheet format to assist business in decision making on including any relevant classes from PF2 and WP2 as EAM Work Centres.</p> <p>Any additional Work Centres that need to be created to support the new design may be added in the DCT.</p> <p>A review and standardization will be done across all classes in the DCT.</p> <p>Please see an indication of what will be baselined from source systems below and what will be constructed in the DCT.</p> <p>Note: A full Data Construct will be created for Work Centre, as the SyWay design is changing and a complete standardization will be performed. While data may already exist, it cannot be easily transformed to align with the new SyWay data setup.</p>	4,500		2,000

Additional Information

Multi-language Requirement

EAM Work Centre description will be made available in English.
Multi language is supported for EAM Work Centre. Login via a different language will have its description displayed in the logon language if the language key is maintained in the Work Centre.

Document Management

Not Applicable

Legal Requirement

Not Applicable

Special Requirements

Not Applicable

Target Design

The technical design of the target for this conversion approach.

1. Work Centre Header

Table	Field	Data Element	Field Description	Data Type	Length	Requirement
CRHD	WERKS	WERKS_D	Plant	CHAR	4	Mandatory
CRHD	ARBPL	ARBPL	Work Centre	CHAR	8	Mandatory
CRHD	VERWE	AP_VERWE	Work Centre Category	CHAR	4	Mandatory
CRHD	VERAN	AP_VERAN	Person Responsible	CHAR	3	Conditional
CRHD	PLANV	AP_PLANV	Usage	CHAR	3	Mandatory
CRHD	VGWTS	VORGSCHL	Standard Value Key	CHAR	4	Mandatory
CRHD	STEUS	STEUS	Control Key	CHAR	4	Mandatory
CRHD	STEUS_REF	STEUS_REF	Ref Ind for Control Key	CHAR	1	Mandatory
</Start CR0368>						
<i>GRHD</i>	<i>PDEST</i>	<i>GR_PDEST</i>	<i>Printer</i>	<i>CHAR</i>	<i>4</i>	<i>Mandatory</i>
</End CR0368>						
CRHD	FORTN	AP_FORM_TN	Int. Proc. Duration	CHAR	6	Mandatory
KAKO	KAPAR	KAPART	Capacity Category (Scheduling View)	CHAR	3	Mandatory

2. Work Centre Description

Table	Field	Data Element	Field Description	Data Type	Length	Requirement
CRHD	WERKS	WERKS_D	Plant	CHAR	4	Mandatory
CRHD	ARBPL	ARBPL	Work Centre	CHAR	8	Mandatory
CRTX	KTEXT	CR_KTEXT	Work Centre Description	CHAR	40	Mandatory
CRTX	SPRAS	SPRAS	Language Key	LANG	1	Mandatory

Note: Each Work Centre Description must include one entry in English and one entry in the language of the country where the plant is located.

3. Work Centre Capacity

Table	Field	Data Element	Field Description	Data Type	Length	Requirement
KAKO	WERKS	WERKS_D	Plant	CHAR	4	Mandatory
CRHD	ARBPL	ARBPL	Work Centre	CHAR	8	Mandatory
CRCA	FORKN	AP_FORM_KN	Other Formula (Capacity)	CHAR	6	Mandatory
CRCA	CANUM	CR_CAPNUM	Capacity Allocation Number	NUMC	4	System Mandatory
KAKO	KAPAR	KAPART	Capacity Category (Capacity View)	CHAR	3	Mandatory
KAKO	PLANR	KAPPLANER	Capacity Responsible	CHAR	3	Mandatory
KAKO	KALID	CR_WFCID	Factory Calendar	CHAR	2	Mandatory
KAKO	VERSA	KAPVERSAKT	Active Version	NUMC	2	Mandatory
KAKO	MEINS	KAPBASIS	Capacity Base Unit	UNIT	3	Mandatory
KAKO	BEGZT	KAPBEGZT	Start Time	INT4	10	Mandatory
KAKO	ENDZT	KAPENDZT	End Time	INT4	10	Mandatory
KAKO	PAUSE	KAPPAUSE	Length of breaks	INT4	10	Mandatory
KAKO	NGRAD	NUTZGRAD	Capacity Utilization	NUMC	3	Mandatory
KAKO	AZNOR	KAPANZAHL	No. Ind. Capacities	INT2	5	Mandatory
KAKO	KAPEH	CR_KAPEH	Capacity Unit of Measure	UNIT	3	Mandatory
KAKO	KAPAVO	KAP_KZAVO	Several operations can use capacity	CHAR	1	Mandatory
KAKO	KAPLPL	KAP_KZLPL	Long-term planning takes capacity into account	CHAR	1	Mandatory

Note: Each Work Centre + Plant must have a corresponding Work Centre Capacity Entry

4. Work Centre Cost Center

Table	Field	Data Element	Field Description	Data Type	Length	Requirement
CRHD	ARBPL	ARBPL	Work Centre	CHAR	8	Mandatory (When Control Key = PM01)
CRCO	KOSTL	KOSTL	Cost Centre	CHAR	10	Mandatory (When Control Key = PM01)
CRCO	LSTAR	LSTAR	Activity Type	CHAR	6	Mandatory (When Control Key = PM01)
CRCO	FORML	AP_FORM_C1	Formula (Costing)	CHAR	6	Mandatory (When Control Key = PM01)

Note: Each Work Centre must have a corresponding Cost Center, Activity Type and Formula (Costing) entries if Work Centre Control Key = PM01

Work Centre Data strictly adheres to the Master Data Standard. The complete information of the key fields that hold the Work Centre information follows the Master Data Standard document that is located [here](#).

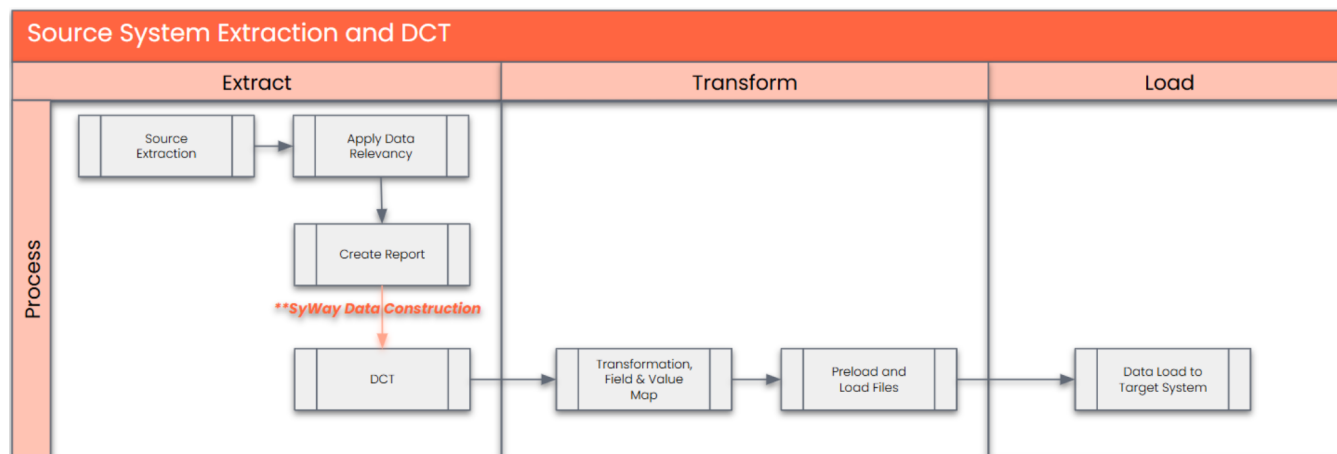
Data Cleansing

No data cleansing is required for Work Centre in the legacy systems. If any cleansing is deemed necessary, it will be performed outside of the system. As a result, the cleansed Work Centre data will be populated directly in the Data Collection Template (DCT).

ID	Criticality	Error Message/Report Description	Rule	Output	Source System
		Not Applicable			

Conversion Process

The high-level process is represented by the diagram below:



Collection will be done manually in the Data Collection Template for the following scenarios:

- For sites not on SAP-PF2 or WP2 systems
- For new PM Work Centres that need to be created to support the to-be design

Data Privacy and Sensitivity

Not Applicable

Extraction

Extract data from a source into Syniti Migrate. There are 2 possibilities:

1. The data exists. Syniti Migrate connects to the source and loads the data into Syniti Migrate. There are 3 methods:
 - a. Perform full data extraction from relevant tables in the source system(s).
 - b. Perform extraction through the application layer.
 - c. Only if Syniti Migrate; cannot connect to the source, data is loaded to the repository from the provided source system extract/report.
2. The data does not exist (or cannot be converted from its current state). The data is manually collected by the business directly in Syniti Migrate. This is to be conducted using DCT (Data Collection Template) in Syniti Migrate

The agreed Relevancy criteria is applied to the extracted records as reference point to identify the records that are applicable for the data construction in the DCT.

Extraction Run Sheet

Req #	Requirement Description	Team Responsible
1	Extract data from source system based on relevancy rule	SyWay Data Team
2	Google Sheet report pre-populated with PF2 and WP2 information to be generated based on relevancy criteria.	SyWay Data Team

Selection Screen

Selection Ref Screen	Parameter Name	Selection Type	Requirement	Value to be entered/set
----------------------	----------------	----------------	-------------	-------------------------

Not Applicable				
----------------	--	--	--	--

Data Collection Template (DCT)

Target Ready Data Collection Template will be created for EAM Work Centre data with exception of some fields which require transformation as mentioned in the transformation rule.

1. The extracted report will be loaded into the required structure using the DCT.
2. Standardization activities (including deduplication, standardization and additions) will be carried out within the DCT.

Delta Data Management: Initial collection will be done via the report and one-time load to the DCT will be performed. Any delta after the initial collection within the DCT will require business to take due diligence to ensure any subsequent delta cleansing is verified and aligned within the DCT.

Note: All rules specified below should be documented as a **tooltip** in the DC Page.

Format:

- **Line 1:** Mandatory / Conditional
- **Line 2:** Remaining text

1. Work Centre Data Construction Rules

Field Name	Field Description	Rule
WERKS	Plant	Mandatory. Allowed values: List from Value Mapping - Plant where Maintenance Plant = Yes
ARBPL	Work Centre	Mandatory. The naming convention for Work Centres will follow the structure: Internal Work Centre format: SXXXXNNN S = Syensqo XXXX = Discipline: Indicates the type of work (e.g. MECH for Mechanical, ELEC for Electrical) NNN = A three-digit sequential number (e.g. 001, 002, 003) to ensure uniqueness and allow multiple Work Centres within the same plant/discipline/function grouping. External Work Centre format: EXXXXXNNN E = External Resource (Contractor) XXXX = Discipline: Indicates the type of work (e.g. MECH for Mechanical, ELEC for Electrical) NNN = A three-digit sequential number (e.g. 001, 002, 003) to ensure uniqueness and allow multiple Work Centres within the same plant/discipline/function grouping. T = Tools and Equipment XXXX = T&E Type: Indicates the type of tool or equipment (e.g. CRNE for Crane, FKLT for Forklift) NNN = A three-digit sequential number (e.g. 001, 002, 003) to ensure uniqueness and allow multiple Work Centres within the same plant/discipline/function grouping.
VERAN	Person Responsible	Conditional. <ul style="list-style-type: none"> • Must be a valid Person Responsible • Select supervisor who manages the performing Work Centre. Otherwise, leave the field blank. • Allowed Values: 100-Mechanic 101-Electrician 102-Fleet
</Start CR0368> PDEST </End CR0368>	</Start CR0368> Printer </End CR0368>	</Start CR0368> Mandatory <ul style="list-style-type: none"> • Must be a valid Printer (TSP03) </End CR0368>

KTEXT_ EN	Work Centre Description (English)	<p>Mandatory.</p> <p>Ensure that this Description is in English.</p> <p>Ensure that it does not include any of below characters:</p> <ul style="list-style-type: none"> ; Semi-colon : Colon :: Double Colon ? Question Mark / Forward Slash @ At sign & Ampersand = Equal Sign + Plus Sign \$ Dollar Sign % Percent Vertical Bar [] Left or Right Square Bracket " Double Quotes
KTEXT_ FR	Work Centre Description (French)	<p>Conditional (Required only if the language of the country where the plant is located is French).</p> <p>Ensure that this Description is in French.</p> <p>Ensure that it does not include any of below characters:</p> <ul style="list-style-type: none"> ; Semi-colon : Colon :: Double Colon ? Question Mark / Forward Slash @ At sign & Ampersand = Equal Sign + Plus Sign \$ Dollar Sign % Percent Vertical Bar [] Left or Right Square Bracket " Double Quotes
KTEXT_ IT	Work Centre Description (Italian)	<p>Conditional (Required only if the language of the country where the plant is located is Italian).</p> <p>Ensure that this Description is in Italian.</p> <p>Ensure that it does not include any of below characters:</p> <ul style="list-style-type: none"> ; Semi-colon : Colon :: Double Colon ? Question Mark / Forward Slash @ At sign & Ampersand = Equal Sign + Plus Sign \$ Dollar Sign % Percent Vertical Bar [] Left or Right Square Bracket " Double Quotes
KTEXT_ ZH	Work Centre Description (Mandarin)	<p>Conditional (Required only if the language of the country where the plant is located is Mandarin).</p> <p>Ensure that this Description is in Mandarin.</p> <p>Ensure that it does not include any of below characters:</p> <ul style="list-style-type: none"> ; Semi-colon : Colon :: Double Colon ? Question Mark / Forward Slash @ At sign & Ampersand = Equal Sign + Plus Sign \$ Dollar Sign % Percent Vertical Bar [] Left or Right Square Bracket " Double Quotes

KTEXT_ PT	Work Centre Description (Brazilian Portuguese)	<p>Conditional (Required only if the language of the country where the plant is located is Portuguese).</p> <p>Ensure that this Description is in Portuguese.</p> <p>Ensure that it does not include any of below characters:</p> <ul style="list-style-type: none"> ; Semi-colon : Colon :: Double Colon ? Question Mark / Forward Slash @ At sign & Ampersand = Equal Sign + Plus Sign \$ Dollar Sign % Percent Vertical Bar [] Left or Right Square Bracket " Double Quotes
KTEXT_ DE	Work Centre Description (German)	<p>Conditional (Required only if the language of the country where the plant is located is German).</p> <p>Ensure that this Description is in German.</p> <p>Ensure that it does not include any of below characters:</p> <ul style="list-style-type: none"> ; Semi-colon : Colon :: Double Colon ? Question Mark / Forward Slash @ At sign & Ampersand = Equal Sign + Plus Sign \$ Dollar Sign % Percent Vertical Bar [] Left or Right Square Bracket " Double Quotes
KTEXT_ ES	Work Centre Description (Spanish)	<p>Conditional (Required only if the language of the country where the plant is located is Spanish).</p> <p>Ensure that this Description is in Spanish.</p> <p>Ensure that it does not include any of below characters:</p> <ul style="list-style-type: none"> ; Semi-colon : Colon :: Double Colon ? Question Mark / Forward Slash @ At sign & Ampersand = Equal Sign + Plus Sign \$ Dollar Sign % Percent Vertical Bar [] Left or Right Square Bracket " Double Quotes
</Start CR0241> KALID </End CR0241>	</Start CR0241> Factory Calendar </End CR0241>	<p></Start CR0241></p> <p><i>Mandatory:</i></p> <ul style="list-style-type: none"> • <i>Must be a valid Factory Calendar</i> • <i>Needs to be selected from value list (TFACD):</i> <i>The factory calendar must correspond to the geographical location of the plant linked to the work-centre</i> • </End CR0241>
BEGZT	Start Time	<p>Mandatory.</p> <ul style="list-style-type: none"> • Must follow time format "HHMMSS"

ENDZT	End Time	Mandatory. <ul style="list-style-type: none"> • Must follow time format "HHMMSS"
PAUSE	Length of breaks	Mandatory. <ul style="list-style-type: none"> • Must follow time format "HHMMSS"
AZNOR	No. Ind. Capacities	Mandatory. <ul style="list-style-type: none"> • Must be an integer value
zLegacyKOSTL	Cost Centre	Conditional. <p>If Work Centre begins with "S", populate with the legacy Cost Centre (This should be maintained in R2R Cost Centre Value Mapping). Otherwise, leave the field blank.</p>
zLegacyLSTAR	Activity Type	Conditional. <p>If Work Centre begins with "S", populate with the legacy Activity Type (This should be maintained in R2R Cost Centre Value Mapping). Otherwise, leave the field blank.</p>
</Start CR0241> <i>FORML</i> </End CR0241>	</Start CR0241> <i>Formula (Costing)</i> </End CR0241>	</Start CR0241> <i>Conditional.</i> <i>If Work Centre begins with "S", populate with Costing Formula from the value list (TC25). Otherwise, leave the field blank.</i> </End CR0241>

</Start CR0241>

2. Work Centre A2D (Old to New Mapping) Construction Rules

Field Name	Field Description	Rule
zLegacyWERKS	Legacy Plant	Mandatory. Allowed values: List from Value Mapping - Plant where Maintenance Plant = Yes
zLegacyARBPL	Legacy Work Centre	Mandatory. Legacy Work Centre from PF2 / WP2
zLegacyKTEXT_EN	Legacy Work Centre Description (English)	Mandatory. <ul style="list-style-type: none"> • Legacy Work Centre Description (in English)
zLegacySTEU S_Type	Legacy Control Key Type	Mandatory. <ul style="list-style-type: none"> • Legacy Control Key Type of the Work Centre. • Allowed Values: <ul style="list-style-type: none"> ◦ [Space] - Default baseline value until a selection is made by the Business. ◦ Internal - Select if the Work Centre is internal in the legacy system ◦ External - Select if the Work Centre is external in the legacy system
WERKS	Plant	Mandatory. Allowed values: List from Value Mapping - Plant where Maintenance Plant = Yes
ARBPL	Work Centre	Mandatory. <ul style="list-style-type: none"> • New Work Centre as per Work Centre DCT (Work Centre Data Construction Rules)

KTEXT_EN	New Work Centre Work Centre Description as per Work Centre DCT	Mandatory. <ul style="list-style-type: none"> New Work Centre Work Centre Description as per Work Centre DCT (Work Centre Data Construction Rules)
----------	--	---

</End CR0241>

Note: List of DCTs is maintained here: [Conversion Specs Register \(DCT & Cleansing Report\)](#).

Extraction Dependencies

Item #	Step Description	Team Responsible
	Not Applicable	

Transformation

The Target fields are mapped to the applicable Legacy field that will be its source, this is a 3-way activity involving the Business, Functional team and Data team. This identifies the transformation activity required to allow ADMM to make the data Target ready:

- Perform value mapping and data transformation rules.
 - Legacy values are mapped to the to-be values (this could include a default value)
 - Values are transformed according to the rules defined in ADMM
- Prepare target-ready data in the structure and format that is required for loading via prescribed Load Tool. This step also produces the load data ready for business to perform Pre-load Data Validation

Transformation Run Sheet

Item #	Step Description	Team Responsible
1	Obtain DCT Sign-off from Business.	SyWay Data Team
2	In dspMigrate, select the wave – S4/HANA – Plant Maintenance	Syniti
3	Go to Process Area Launch and Process the Object – Work Centre	Syniti
4	Review and Validate Error and Preload Reports	Syniti
5	Execute the transformation to prepare the target tables	Syniti
6	Validate data from pre-load and error reports	Business/Data owner
7	Generate load files	Syniti

Transformation Rules

1. Work Centre Header

Rule #	Source system	Source Table	Source Field	Source Description	Target System	Target Table	Target Field	Target Description	Transformation Logic
1	DCT	CRHD	WERKS	Plant	S/4 Hana	CRHD	WERKS	Plant	Direct Mapping
2	DCT	CRHD	ARBPL	Work Centre	S/4 Hana	CRHD	ARBPL	Work Centre	Direct Mapping
3	-	-	-	-	S/4 Hana	CRHD	VERWE	Work Centre Category	Default to "0005"
4	DCT	CRHD	VERAN	Person Responsible	S/4 Hana	CRHD	VERAN	Person Responsible	Direct Mapping
5	-	-	-	-	S/4 Hana	CRHD	PLANV	Usage	Default to "004"
6	-	-	-	-	S/4 Hana	CRHD	VGWTS	Standard Value Key	Default to "SAP0"
7	-	-	-	-	S/4 Hana	CRHD	STEUS	Control Key	<ul style="list-style-type: none"> If Work Centre begins with "S", set to "PM01". If Work Centre begins with "E", set to "PM02" If Work Centre begins with "T", set to "PM04"

8	-	-	-	-	S/4 Hana	CRHD	STEUS_R EF	Ref Ind for Control Key	Default to "" (Unchecked)
</Start CR0368>									
9	DCT	CRHD	RDEST	Printer	S/4 Hana	CRHD	RDEST	Printer	Direct Mapping
</End CR0368>									
10	-	-	-	-	S/4 Hana	CRHD	FORTN	Int. Proc. Duration	Default to "SAP004"
11	-	-	-	-	S/4 Hana	KAKO	KAPAR	Capacity Category (Scheduling View)	Default to "002"
12	DCT	CRTX	KTEXT_EN	Work Centre Description (English)	S/4 Hana	CRTX	KTEXT	Work Centre Description	Direct Mapping
13	-	-	-	-	S/4 Hana	CRTX	SPRAS	Language Key	Default to "E"

2. Work Centre Description

(Select Data where KTEXT_FR is populated in the DCT)

Rule #	Source system	Source Table	Source Field	Source Description	Target System	Target Table	Target Field	Target Description	Transformation Logic
1	DCT	CRHD	WERKS	Plant	S/4 Hana	CRHD	WERKS	Plant	Direct Mapping
2	DCT	CRHD	ARBPL	Work Centre	S/4 Hana	CRHD	ARBPL	Work Centre	Direct Mapping
3	DCT	CRTX	KTEXT_FR	Work Centre Description (French)	S/4 Hana	CRTX	KTEXT	Work Centre Description	Direct Mapping
4	-	-	-	-	S/4 Hana	CRTX	SPRAS	Language Key	Default to "F"

UNION

(Select Data where KTEXT_IT is populated in the DCT)

Rule #	Source system	Source Table	Source Field	Source Description	Target System	Target Table	Target Field	Target Description	Transformation Logic
1	DCT	CRHD	WERKS	Plant	S/4 Hana	CRHD	WERKS	Plant	Direct Mapping
2	DCT	CRHD	ARBPL	Work Centre	S/4 Hana	CRHD	ARBPL	Work Centre	Direct Mapping
3	DCT	CRTX	KTEXT_IT	Work Centre Description (Italian)	S/4 Hana	CRTX	KTEXT	Work Centre Description	Direct Mapping
4	-	-	-	-	S/4 Hana	CRTX	SPRAS	Language Key	Default to "I"

UNION

(Select Data where KTEXT_ZH is populated in the DCT)

Rule #	Source system	Source Table	Source Field	Source Description	Target System	Target Table	Target Field	Target Description	Transformation Logic
1	DCT	CRHD	WERKS	Plant	S/4 Hana	CRHD	WERKS	Plant	Direct Mapping
2	DCT	CRHD	ARBPL	Work Centre	S/4 Hana	CRHD	ARBPL	Work Centre	Direct Mapping
3	DCT	CRTX	KTEXT_ZH	Work Centre Description (Mandarin)	S/4 Hana	CRTX	KTEXT	Work Centre Description	Direct Mapping
4	-	-	-	-	S/4 Hana	CRTX	SPRAS	Language Key	Default to "1"

UNION

(Select Data where KTEXT_PT is populated in the DCT)

Rule #	Source system	Source Table	Source Field	Source Description	Target System	Target Table	Target Field	Target Description	Transformation Logic
1	DCT	CRHD	WERKS	Plant	S/4 Hana	CRHD	WERKS	Plant	Direct Mapping
2	DCT	CRHD	ARBPL	Work Centre	S/4 Hana	CRHD	ARBPL	Work Centre	Direct Mapping
3	DCT	CRTX	KTEXT_PT	Work Centre Description (Brazilian Portuguese)	S/4 Hana	CRTX	KTEXT	Work Centre Description	Direct Mapping
4	-	-	-	-	S/4 Hana	CRTX	SPRAS	Language Key	Default to "P"

UNION

(Select Data where KTEXT_DE is populated in the DCT)

Rule #	Source system	Source Table	Source Field	Source Description	Target System	Target Table	Target Field	Target Description	Transformation Logic
--------	---------------	--------------	--------------	--------------------	---------------	--------------	--------------	--------------------	----------------------

1	DCT	CRHD	WERKS	Plant	S/4 Hana	CRHD	WERKS	Plant	Direct Mapping
2	DCT	CRHD	ARBPL	Work Centre	S/4 Hana	CRHD	ARBPL	Work Centre	Direct Mapping
3	DCT	CRTX	KTEXT_DE	Work Centre Description (German)	S/4 Hana	CRTX	KTEXT	Work Centre Description	Direct Mapping
4	-	-	-	-	S/4 Hana	CRTX	SPRAS	Language Key	Default to "D"

UNION

(Select Data where KTEXT_ES is populated in the DCT)

Rule #	Source system	Source Table	Source Field	Source Description	Target System	Target Table	Target Field	Target Description	Transformation Logic
1	DCT	CRHD	WERKS	Plant	S/4 Hana	CRHD	WERKS	Plant	Direct Mapping
2	DCT	CRHD	ARBPL	Work Centre	S/4 Hana	CRHD	ARBPL	Work Centre	Direct Mapping
3	DCT	CRTX	KTEXT_ES	Work Centre Description (Spanish)	S/4 Hana	CRTX	KTEXT	Work Centre Description	Direct Mapping
4	-	-	-	-	S/4 Hana	CRTX	SPRAS	Language Key	Default to "S"

Note: Each Work Centre Description must include one entry in English and one entry in the language of the country where the plant is located.

3. Work Centre Capacity

Rule #	Source system	Source Table	Source Field	Source Description	Target System	Target Table	Target Field	Target Description	Transformation Logic
1	DCT	CRHD	WERKS	Plant	S/4 Hana	KAKO	WERKS	Work Centre	Direct Mapping
2	DCT	CRHD	ARBPL	Work Centre	S/4 Hana	CRHD	ARBPL	Work Centre	Direct Mapping
3	-	-	-	-	S/4 Hana	CRCA	CANUM	Capacity Allocation Number	System Generated
4	-	-	-	-	S/4 Hana	CRCA	FORKN	Other Formula (Capacity)	Default to "SAP008"
5	-	-	-	-	S/4 Hana	KAKO	KAPAR	Capacity Category (Capacity View)	Default to "002"
6	-	-	-	-	S/4 Hana	KAKO	PLANR	Capacity Responsible	Default to "PM"
7	-	-	-	-	S/4 Hana	KAKO	KALID	Factory Calendar	</Start CR0241> <i>Direct Mapping</i> <ul style="list-style-type: none"> Use DCT WERKS-Plant to derive LAND1-Country from SAP T001W-Plants/Branches Use LAND1-Country to derive Factory Calendar from Value Mapping: Plant Country to Factory Calendar </End CR0241>
8	-	-	-	-	S/4 Hana	KAKO	VERSA	Active Version	Default to "01"
9	-	-	-	-	S/4 Hana	KAKO	MEINS	Capacity Base Unit	Default to "H"
10	DCT	KAKO	BEGZT	Start Time	S/4 Hana	KAKO	BEGZT	Start Time	Direct Mapping (Note: Front end Format is HH:MM:SS, DCT Format is HHMMSS but needs to be stored in INT4 version in the backend table)
11	DCT	KAKO	ENDZT	End Time	S/4 Hana	KAKO	ENDZT	End Time	Direct Mapping (Note: Front end Format is HH:MM:SS, DCT Format is HHMMSS but needs to be stored in INT4 version in the backend table)
12	DCT	KAKO	PAUSE	Length of breaks	S/4 Hana	KAKO	PAUSE	Length of breaks	Direct Mapping (Note: Front end Format is HH:MM:SS, DCT Format is HHMMSS but needs to be stored in INT4 version in the backend table)
13	-	-	-	-	S/4 Hana	KAKO	NGRAD	Capacity Utilization	Default to "100"
14	DCT	KAKO	AZNOR	No. Ind. Capacities	S/4 Hana	KAKO	AZNOR	No. Ind. Capacities	Direct Mapping
15	-	-	-	-	S/4 Hana	KAKO	KAPEH	Capacity Unit of Measure	Default to "H"
16	-	-	-	-	S/4 Hana	KAKO	KAPAVO	Several operations can use capacity	Default to "X"

17	-	-	-	-	S/4 Hana	KAKO	KAPLPL	Long-term planning takes capacity into account	Default to "X"
----	---	---	---	---	----------	------	--------	--	----------------

Note: Each Work Centre + Plant must have a corresponding Work Centre Capacity Entry

4. Work Centre Cost Center

Rule #	Source system	Source Table	Source Field	Source Description	Target System	Target Table	Target Field	Target Description	Transformation Logic
1	DCT	CRHD	ARBPL	Work Centre	S/4 Hana	CRHD	ARBPL	Work Centre	Direct Mapping
2	DCT	CRCO	zLegacyKOSTL	Cost Centre	S/4 Hana	CRCO	KOSTL	Cost Centre	Value Mapping: Cost Center
3	DCT	CRCO	zLegacyLSTAR	Activity Type	S/4 Hana	CRCO	LSTAR	Activity Type	Value Mapping: Activity Type
4	DCT	CRCO	FORML	Formula (Costing)	S/4 Hana	CRCO	FORML	Formula (Costing)	</Start CR0241> <i>Direct Mapping</i> If Work Centre begins with "S", default to "SAP008". Otherwise, leave blank. </End CR0241>

Note: Each Work Centre must have a corresponding Cost Center, Activity Type and Formula (Costing) entries if Work Centre Control Key = PM01

List of Custom Target Reports for this object is maintained here: [Conversion Specification - Custom Reports Register](#).

Transformation Mapping

Mapping Table Name	Mapping Table Description
Activity Type	Old to New Activity Type
Cost Center	Old to New Cost Center
Plant	Old to New Plant
</Start CR0241> Plant Country to Factory Calendar A2D </End CR0241>	</Start CR0241> New Plant to Factory Calendar Mapping for A2D </End CR0241>
</Start CR0368> INC-Legacy Work Center Category </End CR0368>	</Start CR0368> Legacy Work Center Categories for Plant Maintenance </End CR0368>

List of Transformation Mappings with additional details is maintained here: [Transformation Mappings](#)

Transformation Dependencies

List the steps that need to occur before transformation can commence

Item #	Step Description	Team Responsible
1	Ensure DCT tables completeness	SyWay A2D Data Team
2	Ensure all Transformation mappings are up to date.	SyWay Data Team

Pre-Load Validation

Project Team

Completeness

Task	Action
Verify Record Count	SyWay A2D Data Team to verify that the total number of relevant records from the DCT is equal to the total number of records in the Preload and Load Sheets.

Accuracy

Task	Action
Conversion Accuracy	<p>SyWay A2D Data Team to verify that all fields below meet pass the checks:</p> <ol style="list-style-type: none"> 1. Mandatory Fields 2. Field and Value Mapping Correctness 3. Null Checks 4. Text Length Checks
Review Error Reports	Review and correct the errors. Achieve a zero-error record count as much as possible. Raise defects for data remediated and requiring a correction in the source data.

Business

Completeness

Task	Action
Verify Record Count	Business Data Owner/s to verify that the total number of relevant records from the the DCT is equal to the total number of records in the Preload and Load Sheets.

Accuracy

Task	Action
Conversion Accuracy	Business Data Owner/s to verify that all the data in the load table/file is accurate as per endorsed transformation/mapping rules (and signed-off DCT data).

Load

The load process includes:

1. Execute the automated data load into target system using load tool or product the load file if the load must be done manually
2. Once the data is loaded to the target system, it will be extracted and prepared for Post Load Data Validation

Load Run Sheet

Item #	Step Description	Team Responsible
1	Ensure Pre-load sign-offs are obtained.	SyWay Data team
2	Go to the load tool and select the correct load Program.	SyWay Data team
3	Proceed with Data load.	SyWay Data team
4	Validate few records loaded by accessing standard transactions	SyWay Data team
5	Generate the post load reports in the tool.	SyWay Data team
6	Log errors as defects, if any and address resolutions. Close defects.	SyWay Data team
7	Resolve defects by reupload and re-generate post load reports if necessary.	SyWay Data team
8	Business to validate the post load files as part of post-load validation, raise data defects or provide the post-load sign-off.	Business
9	Repeat steps 5 to 7 if necessary.	SyWay Data team

Load Phase and Dependencies

PreCutover

Configuration

Item #	Configuration Item
1	T001W-Plants/Branches
2	T002-Language Keys
3	T006-Units of Measurement
4	T430-Operation/Activity control key
5	TC21-Standard value key
6	TC23-Key for use of the Work Centre in the task lists
7	TC24-Person responsible for the Work Centre
8	TC25-Work Centre formulas
9	TC26-Capacity category
10	TC27-Capacity planner groups
11	TC30-Work Centre category
12	TC36-Available capacity version
13	TFACD-Factory calendar definition
</Start CR0368>	</Start CR0368>
14	TSP03 Spool: Printer declaration
</End CR0368>	</End CR0368>

Conversion Objects

Object #	Preceding Object Conversion Approach
1071	Activity Type
1074	Cost Centre

Error Handling

Error Type	Error Description	Action Taken
Configuration	Invalid Plant	Engage Functional team to expedite and fix the error in the system
Configuration	Invalid Language Key	Engage Functional team to expedite and fix the error in the system
Configuration	Invalid Unit of Measurement	Engage Functional team to expedite and fix the error in the system
Configuration	Invalid Operation/Activity control key	Engage Functional team to expedite and fix the error in the system
Configuration	Invalid Standard value key	Engage Functional team to expedite and fix the error in the system
Configuration	Invalid Key for use of the Work Centre in the task lists	Engage Functional team to expedite and fix the error in the system
Configuration	Invalid Person responsible for the Work Centre	Engage Functional team to expedite and fix the error in the system
Configuration	Invalid Work Centre formula	Engage Functional team to expedite and fix the error in the system
Configuration	Invalid Capacity category	Engage Functional team to expedite and fix the error in the system

Configuration	Invalid Capacity planner group	Engage Functional team to expedite and fix the error in the system
Configuration	Invalid Work Centre category	Engage Functional team to expedite and fix the error in the system
Configuration	Invalid Available capacity version	Engage Functional team to expedite and fix the error in the system
Configuration	Invalid Factory calendar definition	Engage Functional team to expedite and fix the error in the system
</Start CR0368>	</Start CR0368>	</Start CR0368>
Configuration	Invalid Spool Printer declaration	Engage Functional team to expedite and fix the error in the system
</End CR0368>	</End CR0368>	</End CR0368>
Invalid Data	Invalid Activity Type assigned	Expedite whether the master data is changed in the system
Invalid Data	Invalid Cost Centre assigned	Expedite whether the master data is changed in the system

Post-Load Validation

Project Team

Completeness

Task	Action
Verify Count	SyWay A2D Data Team to verify the record count created in target S/4 HANA by accessing post load reports in dspMigrate or standard reports from S/4 HANA.
Verify Logs	Check if there is data that failed to load and perform the necessary actions (e.g. register as post load issue or attempt to load the record again, etc.).

Accuracy

Task	Action
Conversion Accuracy	Verify that the EAM Work Centre data in target S/4 HANA were loaded correctly via dspMigrate post load reports or standard reports from S/4 HANA.

Business

Completeness

Task	Action
Verify Count	Download Post Load Reports from dspMigrate and verify that the record count loaded in the target S/4 HANA is the same count as of the endorsed load file.

Accuracy

Task	Action
Conversion Accuracy	Verify that the EAM Work Centre data in target S/4 HANA were loaded correctly via dspMigrate post load reports or standard reports from S/4 HANA.

Key Assumptions

- Master Data Standard is up to date as on the date of documenting this conversion approach and data load.
- Data cleansing has met the required percentage threshold for the specified mock cycle and all preparation activities have been completed.
- Data entries in DCT are target-ready data unless a specific transformation rule is stated for that field in the transformation rules.

See also

Change log

Version	Published	Changed By	Comment
CURRENT (v. 127 127)	Apr 20, 2026 08:51	ERGUIZA -ext, Pinky Love	
v. 126	Apr 16, 2026 14:28	ERGUIZA -ext, Pinky Love	
v. 125	Mar 13, 2026 12:34	ERGUIZA -ext, Pinky Love	
v. 124	Mar 09, 2026 13:34	ERGUIZA -ext, Pinky Love	
v. 123	Mar 05, 2026 07:39	ERGUIZA -ext, Pinky Love	
v. 122	Mar 05, 2026 07:38	ERGUIZA -ext, Pinky Love	
v. 121	Mar 05, 2026 07:01	ERGUIZA -ext, Pinky Love	
v. 120	Mar 05, 2026 06:52	ERGUIZA -ext, Pinky Love	CR0368: Added INC-Legacy Work Center Category in Relevancy Criteria and Transformation M
v. 119	Mar 04, 2026 09:20	ERGUIZA -ext, Pinky Love	
v. 118	Feb 23, 2026 12:12	ERGUIZA -ext, Pinky Love	






[Go to Page History](#)

Workflow history

Title	Last Updated By	Updated	State	Status
CNV-1006 Work Centre	ERGUIZA-ext, Pinky Love	Apr 20, 2026 08:51	Lead Approval	

Workflow history

This view shows the 5 most recent entries. The complete workflow log is available from the 'Document Activity' menu item.

From Apr 16, 2026 to Apr 20, 2026	Actor	Type	Activity	Version
Approved	 ERGUIZA-ext, Pinky Love	Edit	updated the page at 2:28 pm	
Mar 24, 2026				
	 TAN-ext, Charmaine	State	changed state to Approved at 9:16 am (State override) <i>[PMO Comments] Conversion Spec completed as per CS register and functional review completed</i>	v125
Lead Approval	 TAN-ext, Charmaine	State	gave <i>Minor change</i> approval at 9:16 am <i>[PMO Comments] Conversion Spec completed as per CS register and functional review completed</i>	
Mar 18, 2026				
	 MOUSSA-ext, Eva	State	changed expiry date to '25 Mar, 2026 07:22 am' at 7:22 am	
		State	changed state to Lead Approval at 7:22 am	v125
Tech Review	 MOUSSA-ext, Eva	State	gave <i>Syniti Team Review</i> approval at 7:22 am <i>PDM-1408 and CR0368 approved v. 125</i>	
		State	changed expiry date to '23 Mar, 2026 07:21 am' at 7:21 am	
		State	changed state to Tech Review at 7:21 am <i>PDM-1408 and CR0368</i>	v125