

# I perform the Daily Activities.

Domain: Treasury Accounting

Responsibility area: Ensure the daily activities in Quantum

## Table of contents

- Table of contents
- 1. Objective
- 1.1. Objective of this Operation
- 2. Tasks description
- 2.1. I confirm that rates are correct in the system
  - 2.1.1. Check if the ticket of Fixing has arrived
  - 2.1.2. Check if rates were correctly updated in TMS
  - 2.1.3. Check if rates were correctly updated in TMS - Analytics module
  - 2.1.4. Return to the Default module
- 2.2. I update the deals
  - 2.2.1. Check If there are deals with settlement date for the day
  - 2.2.2. Deal Update (Spot , Swap, Forward) - Position
  - 2.2.3. Deal Posting (Spot , Swap, Forward) - Currency Translation
- 2.3. I check the Accrual Process
  - 2.3.1. Check Accrual Process
- 2.4. I generate MVI FX Update (Real) - Swaps, Forward
  - 2.4.1. Generate MVI FX Update (Real) - Swaps, Forward
  - 2.4.2. Generate Position Job
- 2.5. I Update NDFs Deals
  - 2.5.1. Deal Update NDFs - Position
  - 2.5.2. Generate Position Job for NDFs deals
- 2.6. I Check the interface from Quantum to SAP
  - 2.6.1. I confirm that the postings were correctly performed
  - 2.6.2. I upload the information from Quantum to SAP (in case of not done automatically)
  - 2.6.3. I create a new interface file (to be done only in case of need)

### Scope

---



WW

Please remove the icon when not applicable.

### ERP

---



Unknown Attachment



PF1



WP1

Please remove the icon when not applicable.

### Frequency

---



Month

Please remove the icon when not applicable.

### References

---

### Forms

---

### Attachments

---

<< I perform the Daily Activities. >>

## 1. Objective

## 1.1. Objective of this Operation

### Run MtM for maturing deals:

In order to trigger the reversal of the previously posted MtM entries at maturity, a reversal needs to be generated and posted by running the MtM at maturity date

### Run CCY translations for maturing deals:

In order to calculate the realized result of the FX deals (except for NDFs) at maturity, the Currency translation process has to be run. This process will calculate / post the result in base/functional currency using a standard Quantum process.

### Run MtM Realized Split for maturing FX deals:

Similarly to the spot/fwd points split for unrealized MtM, a split is required for the Realized result at maturity

## 2. Tasks description

### 2.1. I confirm that rates are correct in the system

#### 2.1.1. Check if the ticket of Fixing has arrived

Usually Treasury Tools & BAM Team send an email or case around 15:00 p.m. Lisbon time informing that the fixing is performed:

Quantum Syensqo - Rates - Fixing done External Σ Inbox x

**QUANTUM-Syensqo@avantgardportal.com**

to treasury.fo, edgars.bigacs, treasury.accounting, treasury.tools.bam, edmundo.fernandes, monica.silva, me, bilal.sleiman ▾

Hello,

For your information, we have finished the fixing process for today.

Best Regards

Treasury Tools & Bank Account Management

email: [treasury.tools.bam@syensqo.com](mailto:treasury.tools.bam@syensqo.com)

Remark:

Please don't answer this mail.

If you have any questions, remarks or requests, mail them directly to [treasury.tools.bam@syensqo.com](mailto:treasury.tools.bam@syensqo.com)

We should wait until 16:00 p.m. Lisbon time to start the TMS daily procedure.

#### 2.1.2. Check if rates were correctly updated in TMS

Go to ZRATE in SAP

Select the date and the currency

Check for several currencies

(i.e. For the currencies of the deals settled for the day.)

☰ ZRATE: Conversion and exchange rate

< **SAP** ZRATE: Convers

✓ [ ] ✓ £->\$ 📊 Historical Graph 🔗 Conversion Factors

📅 Date: 24.09.2024

From currency (foreign c.): USD

To currency (local c.): EUR

Exchange rate type (M, EURO..): M

1,00 USD

Result (on the current system)

Exchange Rate	1 USD = /111,29500 · 100 EUR
Convert the amount	1,00 USD = 0,90 EUR

Table view  
 By dates  
 By from- currencies  
 By to- currencies

### 2.1.3. Check if rates were correctly updated in TMS - Analytics module

Go to [Quantum](#).

☰ **FIS** Treasury and Risk Manager – Quantum Edition – PRODUCTION ENVIRONMENT

1 PT63044150

- Log Off
- User Account Settings
- Production
- PERSPECTIVE
  - Default
  - 2 Analytics
  - Adaptiv
- Internal Support
- About Quantum

Search

**ANALYTICS**

Pricing

Analytics

Instruments

**Rates**

Static & Rules

Utility

Home

FOREIGN EXCHANGE

**FX**

FX Volatility

INTEREST RATES

Yield

STATIC

Rate Name

Zero Curve

We have to check the "Foreign Exchange Fixing" and "Foreign Exchange Fixing Spot"

1. Select the currency
2. Select the pair and confirm that the date was updated to the day

FIS Quantum – PRODUCTION ENVIRONMENT

FX RATE ANALYTICS

### New FX Rate

All Configure 1-20 of 371

Name	Currency Pair
Foreign Exchange Fixing	
Foreign Exchange Fixing EUR	
Foreign Exchange Fixing Spot	
Foreign Exchange FX Monthly Average	
Foreign Exchange FX Year To Date	
Foreign Exchange CFH Settlement Rate	EUR/USD
Foreign Exchange CFH Settlement Rate - EUR	EUR/USD
Foreign Exchange Fixing	EUR/USD
<b>Foreign Exchange Fixing Spot</b>	<b>EUR/USD</b>
Foreign Exchange Live	EUR/USD

FIS Treasury and Risk Manager – Quantum Edition – PRODUCTION ENVIRONMENT

FX RATE ANALYTICS

### Foreign Exchange Fixing Spot

1749 rates dates

**Rate Definition**

Name: Foreign Exchange Fixing Spot  
Currency Pair: EUR/USD

**Rates**

Date: 09/24/2024

Term	Term Type	Bid	Offer
0	Spot	<b>1.11295</b>	1.11295

## 2.1.4. Return to the Default module

Select Default module

The screenshot shows the FIS Quantum interface in the 'PRODUCTION ENVIRONMENT'. The main title is 'Foreign Exchange Fixing Spot'. Under 'Rate Definition', the Name is 'Foreign Exchange Fixing Spot' and the Currency Pair is 'USD/SGD'. Under 'Rates', the Date is '09/21/2020'. On the right, a user menu is open, showing options like 'Log Off', 'Change Password', and 'User Account Settings'. The 'PERSPECTIVE' section is expanded, and 'Default' is selected and highlighted with an orange box.

Compare with Quantum - TMS

The top screenshot shows the FIS Quantum navigation menu. The 'Rates' option is highlighted with an orange box. The main content area shows categories like 'FOREIGN EXCHANGE' (FX, FX Volatility), 'STATIC' (Zero Curve, Rate Name, Rate Type), 'INTEREST RATES' (Yield), and 'OTHER' (Account Interest).

The bottom screenshot shows the 'New FX Rate' configuration page. It features a table of 'Latest Rates Fixing EUR' as of 21 Sep 2020. The table includes columns for Currency, Rate Type, Rates Date, Spot Bid Rate, and Spot Offer Rate.

Currency	Rate Type	Rates Date	Spot Bid Rate	Spot Offer Rate
AED	Fixing EUR	21 Sep 2020	4.33170000	4.33170000
ARS	Fixing EUR	21 Sep 2020	88.81130000	88.81130000
AUD	Fixing EUR	21 Sep 2020	1.62325000	1.62325000
BAM	Fixing EUR	21 Sep 2020	1.95580000	1.95580000
BGN	Fixing EUR	21 Sep 2020	1.95585000	1.95585000

Historical Graph Conversion Factors

Date: 21.09.2020

From currency (foreign c.): USD

To currency (local c.): EUR

Exchange rate type (M, EURO..): M

1,00 USD

---

Result (on the current system)

Exchange Rate: 1 USD = /117,93500 · 100 EUR

Convert the amount: 1,00 USD = 0,85 EUR

FIS Quantum — PRODUCTION ENVIRONMENT

FX RATE

### New FX Rate

Latest Rates Fixing EUR - Configure

1 items ↓ usd

Currency	Rate Type	Rates Date	Spot Bid Rate	Spot Offer Rate
USD	Fixing EUR	21 Sep 2020	1.17935000	1.17935000

ZRATE: Conversion and exchange rate

Historical Graph Conversion Factors

Date: 21.09.2020

From currency (foreign c.): GBP

To currency (local c.): EUR

Exchange rate type (M, EURO..): M

1,00 GBP

---

Result (on the current system)

Exchange Rate: 1 GBP = /91,68000 · 100 EUR

Convert the amount: 1,00 GBP = 1,09 EUR

FIS Quantum — PRODUCTION ENVIRONMENT

FX RATE

### New FX Rate

Latest Rates Fixing EUR - Configure

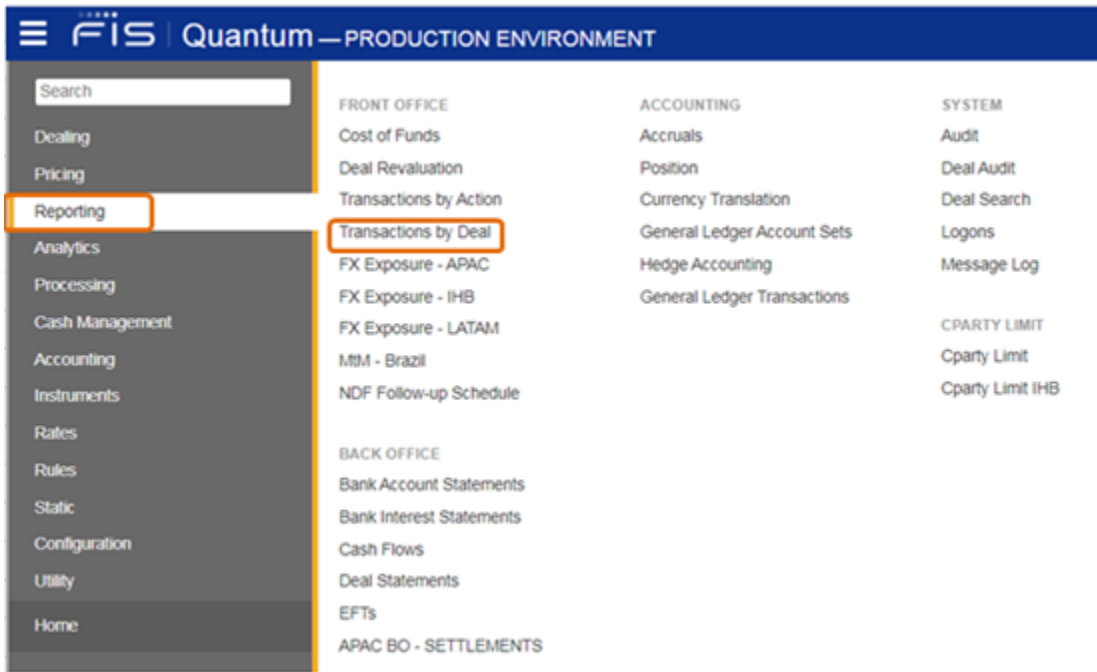
1 items ↓ gbp

Currency	Rate Type	Rates Date	Spot Bid Rate	Spot Offer Rate
GBP	Fixing EUR	21 Sep 2020	0.91680000	0.91680000

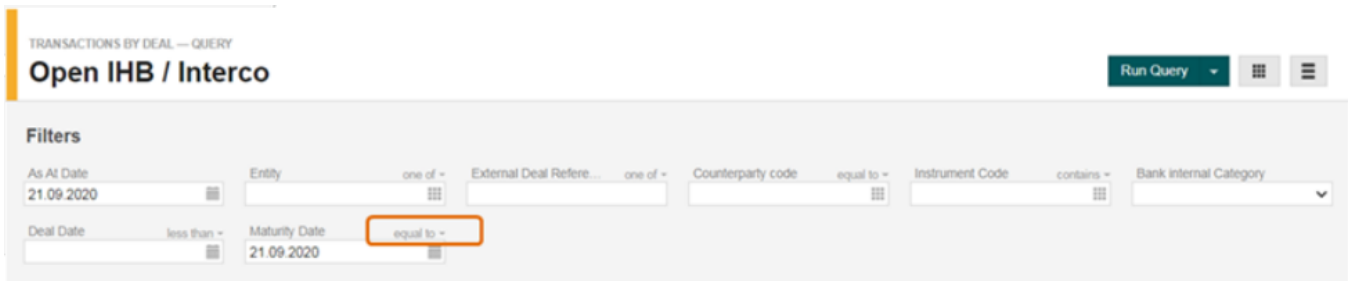
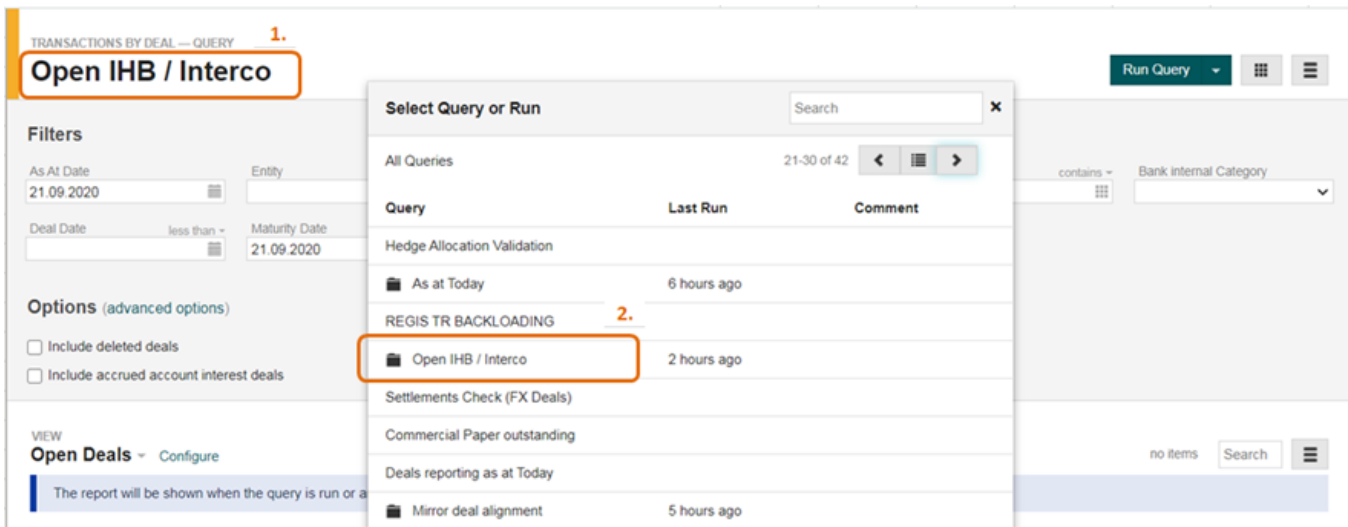
## 2.2. I update the deals

### 2.2.1. Check If there are deals with settlement date for the day

Go to **Reporting Transaction by Deal**



Select the view



- As At Date: Today's date
- Deal Date: Empty
- Maturity Date: Today's date and change to "equal to"
- Run query

## Open IHB / Interco

5763041 7 minutes ago Configure

Run Query

AS AT DATE 14 Jul 2025 TRANSLATION LEVEL NONE MATURITY DATE EQUAL TO 18 Jun 2025

VIEW Open Deals - Configure

1-20 of 24

aler	Input Date	Deal No	Strategy	Instrument Type	Entity Name	Counterparty Name	Deal Date	Buy Amount	Buy Currency	Sell Amount	Sell Currency	Maturity Date
C	20 Mar 2025	992199	Trade WC	FX Forward	3383 - Solvay Specialty Polymers Korea	JP Morgan Chase Seoul	20 Mar 2025	4,000,000.00	USD	5,840,000,000.00	KRW	18 Jun 2025
C	31 Mar 2025	995395	Trade WC	FX Forward	3383 - Solvay Specialty Polymers Korea	JP Morgan Chase Seoul	31 Mar 2025	3,216,400,000.00	KRW	2,200,000	USD	18 Jun 2025
C	9 Apr 2025	999004	Trade WC	FX Forward	3383 - Solvay Specialty Polymers Korea	JP Morgan Chase Seoul	9 Apr 2025	1,800,000.00	USD	2,666,700,000.00	KRW	18 Jun 2025
C	17 Apr 2025	1001643	Trade WC	FX Forward	3383 - Solvay Specialty Polymers Korea	JP Morgan Chase Seoul	17 Apr 2025	2,200,000.00	USD	3,125,540,000.00	KRW	18 Jun 2025
C	30 Apr 2025	1005106	Trade WC	FX Forward	3383 - Solvay Specialty Polymers Korea	JP Morgan Chase Seoul	30 Apr 2025	6,481,400,000.00	KRW	4,600,000	USD	18 Jun 2025
C	14 May 2025	1009120	Trade WC	FX Forward	3383 - Solvay Specialty Polymers Korea	JP Morgan Chase Seoul	14 May 2025	2,200,000.00	USD	3,133,900,000.00	KRW	18 Jun 2025
C	21 May 2025	1011094	Trade WC	FX Forward	3383 - Solvay Specialty Polymers Korea	JP Morgan Chase Seoul	21 May 2025	2,400,000.00	USD	3,342,000,000.00	KRW	18 Jun 2025
C	30 May 2025	1013681	Trade WC	FX Forward	3383 - Solvay Specialty Polymers Korea	JP Morgan Chase Seoul	30 May 2025	2,053,050,000.00	KRW	1,500,000	USD	18 Jun 2025
C	4 Jun 2025	1015641	Trade WC	FX Forward	3383 - Solvay Specialty Polymers Korea	JP Morgan Chase Seoul	4 Jun 2025	3,200,000.00	USD	4,402,560,000.00	KRW	18 Jun 2025
C	11 Jun 2025	1017392	Trade WC	FX Forward	3383 - Solvay Specialty Polymers Korea	JP Morgan Chase Seoul	11 Jun 2025	2,100,000.00	USD	2,893,695,000.00	KRW	18 Jun 2025
C	4 Jun 2025	1015679	Trade debt	FX NDF	2232 - Syensqo SA - Div Treasury	BNP Paribas Brussels	4 Jun 2025	5,199,599.33	EUR	8,100,000,000.00	KRW	18 Jun 2025
C	4 Jun 2025	1015680	Trade debt	FX NDF	5835 - Solvay Specialty Polymers Italy	2232 - Syensqo SA - Div Treasury	4 Jun 2025	5,199,599.33	EUR	8,100,000,000.00	KRW	18 Jun 2025
C	4 Jun 2025	1015681	Trade debt	FX NDF	2232 - Syensqo SA - Div Treasury	5835 - Solvay Specialty Polymers Italy	4 Jun 2025	8,100,000,000.00	KRW	5,199,599	EUR	18 Jun 2025
C	16 Jun 2025	1018636	Trade WC	FX Spot	3383 - Solvay Specialty Polymers Korea	Bank Of America South Korea	16 Jun 2025	5,137,963.84	EUR	8,100,000,000.00	KRW	18 Jun 2025
C	16 Jun 2025	1018637	Trade WC	FX Spot	3383 - Solvay Specialty Polymers Korea	JP Morgan Chase Seoul	16 Jun 2025	1,000,000.00	EUR	1,583,000,000.00	KRW	18 Jun 2025
C	16 Jun 2025	1018651	Trade WC	FX Spot	2232 - Syensqo SA - Div Treasury	BOFA Securities Europe	16 Jun 2025	2,185,814.00	CAD	1,390,077.84	EUR	18 Jun 2025
C	16 Jun 2025	1018658	Trade WC	FX Spot	2232 - Syensqo SA - Div Treasury	JP Morgan Deutschland	16 Jun 2025	121,678.00	GBP	142,633.75	EUR	18 Jun 2025
C	16 Jun 2025	1018659	Trade WC	FX Spot	2232 - Syensqo SA - Div Treasury	Citibank Europe Dublin	16 Jun 2025	400,798.00	SGD	270,168.72	EUR	18 Jun 2025
18683	18 Jun 2025	1019417	Trade WC	FX Spot	2232 - Syensqo SA - Div Treasury	6232 - Solvay Cr s.r.o. Praha	18 Jun 2025	20,872.50	EUR	517,617.13	CZK	18 Jun 2025
18683	18 Jun 2025	1019418	Trade WC	FX Spot	6232 - Solvay Cr s.r.o. Praha	2232 - Syensqo SA - Div Treasury	18 Jun 2025	517,617.13	CZK	20,872.50	EUR	18 Jun 2025

This list is to be used as a comparison for the next steps hence save it or keep it on the screen to be able to compare.

If we have NDF deals in the report, the process for NDF deals need to be executed on the settlement date of the deal and not on the fixing date.

To check rate fix date of the NDF deals, go to: **Reporting Transaction by Action**

Select an interval and Rate Fix and see the NDF with the settlement date for today's date.

- As At Date: Today's date
- Reporting Period: Previous week (for instance) until today
- Action Type: RATE FIX
- Settlement date: Tomorrow

## NDF Rate

5763091 9 minutes ago

Run Query

## Filters

As At Date: Today

Reporting Period: 06/11/2025 - Today

Action Type: RATE FIX

Instrument Name: equal to

Settlement Date: less than - Tomorrow

Entity Code: contains

Deal No: one of

## Options (advanced options)

Include deleted deals



# NDF Rate

5763091 8 minutes ago

Run Query  

AS AT DATE: 14 Jul 2025 | START DATE: 11 Jun 2025 | END DATE: 14 Jul 2025 | ACTION TYPE: RATE FIX | TRANSLATION LEVEL: NONE | SETTLEMENT DATE LESS THAN: 15 Jul 2025

VIEW: **NDF Fixing**  [Configure](#)

1-20 of 25    Search 

Transaction Type	Instrument Name	Deal No	Currency	Face Value	Deal Date	Settlement Date	Counterparty Name	Entity Name	Rate Fix Date	Fix Rate
FX Deals	FX NDF	991505	EUR	2,313,992.39	18 Mar 2025	20 Jun 2025	Credit Agricole Paris	2232 - Syensqo SA - Div Treasury	18 Jun 2025	99.31750000
FX Deals	FX NDF	992240	CLP	2,039,400.00	20 Mar 2025	24 Jun 2025	JP Morgan Chase Santiago	7725 - CYTEC CHILE Ltda	19 Jun 2025	947.03000000
FX Deals	FX NDF	994352	PEN	5,481,750.00	27 Mar 2025	24 Jun 2025	Citibank Peru	7722 - CYTEC PERU S.A.C.	20 Jun 2025	3.59980000
FX Deals	FX NDF	994353	PEN	5,842,400.00	27 Mar 2025	24 Jun 2025	JP Morgan Banco De Inversion - Peru	7722 - CYTEC PERU S.A.C.	20 Jun 2025	3.59980000
FX Deals	FX NDF	994765	USD	1,500,000.00	28 Mar 2025	24 Jun 2025	Banco de Chile	7725 - CYTEC CHILE Ltda	19 Jun 2025	947.03000000
FX Deals	FX NDF	997268	USD	900,000.00	3 Apr 2025	24 Jun 2025	JP Morgan Banco De Inversion - Peru	7722 - CYTEC PERU S.A.C.	20 Jun 2025	3.59980000
FX Deals	FX NDF	998709	USD	1,500,000.00	31 Mar 2025	24 Jun 2025	BNP Paribas Sao Paulo	6409 - QUIMICOS E SOLUCOES SUSTENTAVE	20 Jun 2025	5.49570000
FX Deals	FX NDF	999442	CLP	2,178,330.00	10 Apr 2025	24 Jun 2025	JP Morgan Chase Santiago	7725 - CYTEC CHILE Ltda	19 Jun 2025	947.03000000
FX Deals	FX NDF	999443	PEN	2,621,010.00	10 Apr 2025	24 Jun 2025	Citibank Peru	7722 - CYTEC PERU S.A.C.	20 Jun 2025	3.59980000
FX Deals	FX NDF	1001705	USD	3,500,000.00	17 Apr 2025	24 Jun 2025	BNP Paribas Sao Paulo	6409 - QUIMICOS E SOLUCOES SUSTENTAVE	20 Jun 2025	5.49570000
FX Deals	FX NDF	1005167	USD	440,000.00	30 Apr 2025	24 Jun 2025	JP Morgan Banco De Inversion - Peru	7722 - CYTEC PERU S.A.C.	20 Jun 2025	3.59980000
FX Deals	FX NDF	1007612	USD	982,000.00	8 May 2025	24 Jun 2025	Citibank Peru	7722 - CYTEC PERU S.A.C.	20 Jun 2025	3.59980000
FX Deals	FX NDF	1007613	USD	1,897,000.00	8 May 2025	24 Jun 2025	JP Morgan Chase Santiago	7725 - CYTEC CHILE Ltda	19 Jun 2025	947.03000000
FX Deals	FX NDF	1008871	USD	2,000,000.00	13 May 2025	24 Jun 2025	BNP Paribas Sao Paulo	6409 - QUIMICOS E SOLUCOES SUSTENTAVE	20 Jun 2025	5.49570000
FX Deals	FX NDF	1009555	USD	655,000.00	15 May 2025	24 Jun 2025	JP Morgan Chase Santiago	7725 - CYTEC CHILE Ltda	19 Jun 2025	947.03000000
FX Deals	FX NDF	1009556	USD	348,000.00	15 May 2025	24 Jun 2025	Citibank Peru	7722 - CYTEC PERU S.A.C.	20 Jun 2025	3.59980000
FX Deals	FX NDF	1011453	USD	1,300,000.00	22 May 2025	24 Jun 2025	JP Morgan Chase Santiago	7725 - CYTEC CHILE Ltda	19 Jun 2025	947.03000000
FX Deals	FX NDF	1011454	USD	360,000.00	22 May 2025	24 Jun 2025	JP Morgan Banco De Inversion - Peru	7722 - CYTEC PERU S.A.C.	20 Jun 2025	3.59980000
FX Deals	FX NDF	1015679	EUR	5,199,599.33	4 Jun 2025	18 Jun 2025	BNP Paribas Brussels	2232 - Syensqo SA - Div Treasury	16 Jun 2025	1,578.03000000
FX Deals	FX NDF	1015680	EUR	5,199,599.33	4 Jun 2025	18 Jun 2025	2232 - Syensqo SA - Div Treasury	5835 - Solvay Specialty Polymers Italy	16 Jun 2025	1,578.03000000

This list is to be used as a comparison for the next steps hence save it or keep it on the screen to be able to compare.

## 2.2.2. Deal Update (Spot , Swap, Forward) - Position



The system will identify deals that have maturity date of the day and will reverse the mark-to-market previously recorded during the closing process (reversal of the unrealized balance sheet outstanding positions).

If there are Spot, Swap, Forward deals (NDFs excluded) with settlement date for the day, follow the steps:

### Accounting Position View FX EOD Preview







POSITION — QUERY


## FX EOD

[Configure](#) Preview **Update**  

---

**Filters**

As At Date: Today  | Position Date: Today  | Transaction Type: FX Deals  | Current Maturity Date: Tomorrow  | Entity:  | Deal No: 



Instrument: FX NDF 

**Options (advanced options)**

Update General Ledger For:  As at end of day  Include bank account balances

Standard deals  Hedge relationship deals  All deals

---

VIEW: **Default**  [Position](#) [Configure](#) no items Search 

POSITION -- QUERY  
**FX EOD** Configure

New Run... Update

AS AT DATE: 21 Sep 2020 POSITION DATE: 21 Sep 2020 TRANSLATION LEVEL: NONE TRANSACTION TYPE ONE OF: FX Deals CURRENT MATURITY DATE EQUAL TO: 21 Sep 2020 INSTRUMENT NOT ONE OF: FX NDF

AS AT END OF DAY

VIEW: Default - Position Configure 1-20 of 24

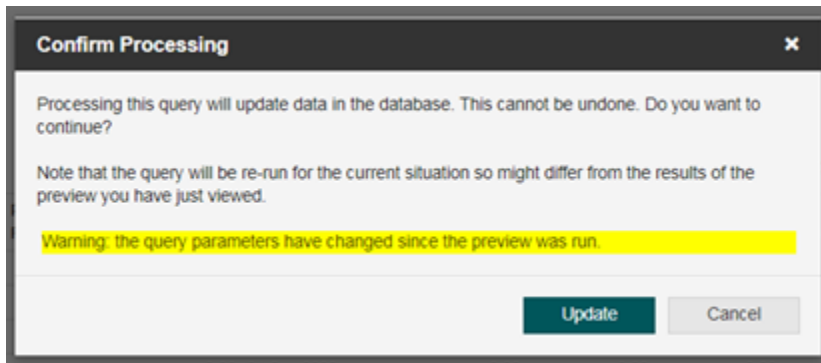
Deal No	Transaction Type	Currency	Pay Or Receive	Face Value	Maturity Date	Adjusted Book Value	Book Value	Market Value	Interest Rate	Revaluation Method	G/L Profit/Loss Amount
170395	FX Deals	USD		0.00	21 Sep 2020	0.00	0.00	0.00		IMPORTED	0.00
170395	FX Deals	EUR		0.00	21 Sep 2020	0.00	0.00	0.00		IMPORTED	0.00
170394	FX Deals	USD		0.00	21 Sep 2020	0.00	0.00	0.00		IMPORTED	0.00
170394	FX Deals	EUR		0.00	21 Sep 2020	0.00	0.00	0.00		IMPORTED	0.00
169884	FX Deals	EUR		0.00	21 Sep 2020	0.00	0.00	0.00		IMPORTED	0.00

In the report it will appear 2 lines for each deal.

Check if the deals of the day are included.

After select: 

The following message will appear and confirm with the UPDATE:

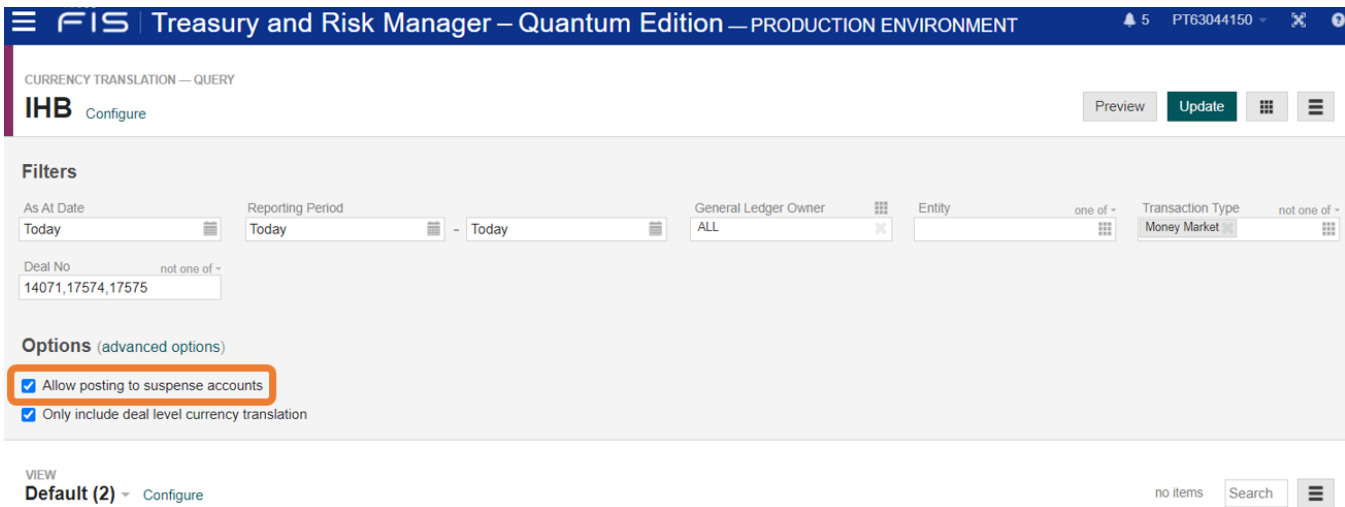


### 2.2.3. Deal Posting (Spot , Swap, Forward) - Currency Translation

This step is to calculate the realized result of spot, forward and swap contracts and to post it:

- for SPOT to P&L
- for FORWARD and SWAP contracts to a transit account that will be cleared by the step 2.4.1 due to the fact that forward and swap contracts need to be split in P&L into spot to spot FX result and forward points.

#### Accounting Currency Translation IHB



Select "Allow posting to suspense accounts" and Preview:

AS AT DATE: 14 Jul 2025 | START DATE: 14 Jul 2025 | END DATE: 14 Jul 2025 | GENERAL LEDGER OWNER: ALL | TRANSLATION LEVEL: NONE | TRANSACTION TYPE NOT ONE OF: Money Market | DEAL NO NOT ONE OF: 14071, 17574, 17575

ALLOW POSTING TO SUSPENSE ACCOUNTS  ONLY INCLUDE DEAL LEVEL CURRENCY TRANSLATION

VIEW: Default (2) - Configure

17 items Search

G/L Owner	Transaction Type	Deal No	G/L Entry Type	G/L Transaction Date	Currency	Amount	Base Rate	Base Currency	Base Amount	Chart Of Account Code
2232L - Syensqo SA - Div Treasury	FX Deals	1017108	SELL AMOUNT	14 Jul 2025	AED	-461,264.65	4.29325000	EUR	-107,439.50	5461130630
2232L - Syensqo SA - Div Treasury	FX Deals	1017110	SELL AMOUNT	14 Jul 2025	AED	-419,420.74	4.29325000	EUR	-97,693.06	5461130630
2232L - Syensqo SA - Div Treasury	FX Deals	1017120	BUY AMOUNT	14 Jul 2025	MXN	38,244,160.00	21.84110000	EUR	1,751,018.03	5461130630
2232L - Syensqo SA - Div Treasury	FX Deals	1017157	SELL AMOUNT	14 Jul 2025	ZAR	-6,096,593.58	20.88735000	EUR	-291,879.71	5461130630
2232L - Syensqo SA - Div Treasury	FX Deals	1017397	SELL AMOUNT	14 Jul 2025	CHF	-937,690.40	0.93060000	EUR	-1,007,619.17	5461130630
2232L - Syensqo SA - Div Treasury	FX Deals	1017431	SELL AMOUNT	14 Jul 2025	RSD	-5,866,770.00	117.14800000	EUR	-50,079.98	5461130630
2232L - Syensqo SA - Div Treasury	FX Deals	1017433	BUY AMOUNT	14 Jul 2025	MXN	19,095,481.00	21.84110000	EUR	874,291.18	5461130630
2232L - Syensqo SA - Div Treasury	FX Deals	1026123	SELL AMOUNT	14 Jul 2025	MXN	-124,313.96	21.84110000	EUR	-5,691.74	5461120600
2232L - Syensqo SA - Div Treasury	FX Deals	1026125	SELL AMOUNT	14 Jul 2025	AUD	-291,079.00	1.78005000	EUR	-163,522.93	5461120600
2232L - Syensqo SA - Div Treasury	FX Deals	1026126	BUY AMOUNT	14 Jul 2025	MXN	61,302,491.00	21.84110000	EUR	2,806,749.25	5461120600

Check if the FX Deals are the same of the deals with maturity date for the day.

Only for Spots, Swaps and Forwards.

Ignore the deals with the Transaction Type Money Market.

Confirm if there are no suspense accounts involved, we should not perform any posting on these accounts.

If necessary, exclude the deals that are using suspense accounts to perform currency translation and analyze it later:

FIS Treasury and Risk Manager – Quantum Edition — PRODUCTION ENVIRONMENT

CURRENCY TRANSLATION — QUERY

IHB Configure

New Run... Update


AS AT DATE: 24 Sep 2024 | START DATE: 24 Sep 2024 | END DATE: 24 Sep 2024 | GENERAL LEDGER OWNER: ALL | TRANSLATION LEVEL: NONE | TRANSACTION TYPE NOT ONE OF: Money Market | DEAL NO NOT ONE OF: 14071, 17574, 17575

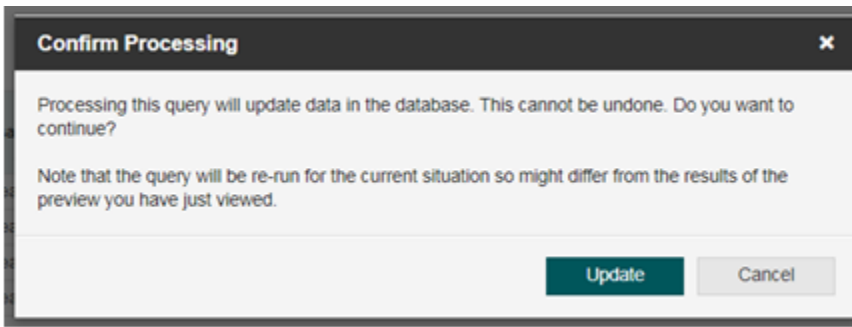
ALLOW POSTING TO SUSPENSE ACCOUNTS  ONLY INCLUDE DEAL LEVEL CURRENCY TRANSLATION

VIEW: Default (2) - Configure

17 items Search

G/L Owner	Transaction Type	Deal No	G/L Entry Type	G/L Transaction Date	Currency	Amount	Base Rate	Base Currency	Base Amount	Chart Of Account Code
2232L - Syensqo SA - Div Treasury	FX Deals	919534	SELL AMOUNT	24 Sep 2024	JPY	-647,309,520	160.27595000	EUR	-4,038,718.97	5461130630
2232L - Syensqo SA - Div Treasury	FX Deals	920112	SELL AMOUNT	24 Sep 2024	JPY	-1,295,227,200	160.27595000	EUR	-8,081,232.40	5461130630
2232L - Syensqo SA - Div Treasury	FX Deals	927774	SELL AMOUNT	24 Sep 2024	JPY	-311,599,360	160.27595000	EUR	-1,944,142.96	5461130630
2232L - Syensqo SA - Div Treasury	FX Deals	929377	BUY AMOUNT	24 Sep 2024	JPY	250,439,436	160.27595000	EUR	1,562,551.56	5461120600
2232L - Syensqo SA - Div Treasury	FX Deals	929426	SELL AMOUNT	24 Sep 2024	JPY	-200,000,000	160.27595000	EUR	-1,247,847.85	5461120600
2232L - Syensqo SA - Div Treasury	FX Deals	929428	SELL AMOUNT	24 Sep 2024	JPY	-100,000,000	160.27595000	EUR	-623,923.93	5461120600
2232L - Syensqo SA - Div Treasury	FX Deals	929708	BUY AMOUNT	24 Sep 2024	AUD	633,322.00	1.62440000	EUR	389,880.57	5461120600
2232L - Syensqo SA - Div Treasury	FX Deals	929710	BUY AMOUNT	24 Sep 2024	CAD	253,225.00	1.50345000	EUR	168,429.28	5461120600
2232L - Syensqo SA - Div Treasury	FX Deals	929712	SELL AMOUNT	24 Sep 2024	SGD	-1,666,074.00	1.43380000	EUR	-1,161,998.88	5461120600
2232L - Syensqo SA - Div Treasury	FX Deals	929724	BUY AMOUNT	24 Sep 2024	JPY	1,920,812,640	160.27595000	EUR	11,984,409.64	5461130630
2232L - Syensqo SA - Div Treasury	FX Deals	929751	BUY AMOUNT	24 Sep 2024	GBP	839,030.00	0.83225000	EUR	1,008,146.59	5461130630
2232L - Syensqo SA - Div Treasury	FX Deals	929779	BUY AMOUNT	24 Sep 2024	SGD	38,789,100.00	1.43380000	EUR	27,053,354.72	5461120600
2232L - Syensqo SA - Div Treasury	FX Deals	929780	SELL AMOUNT	24 Sep 2024	SGD	-38,789,100.00	1.43380000	EUR	-27,053,354.72	5461120600

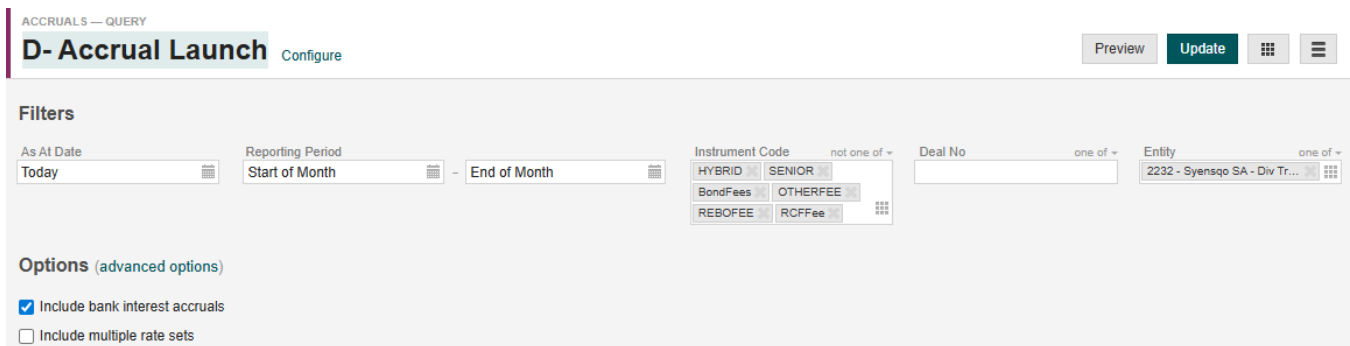
After confirm the number of the deals perform the 



## 2.3. I check the Accrual Process

### 2.3.1. Check Accrual Process



#### Accounting Accruals



## Preview

ACCRUALS — QUERY



### D- Accrual Launch [Configure](#)







New Run... [Update](#)  

AS AT DATE: 14 Jul 2025    START DATE: 1 Jul 2025    END DATE: 31 Jul 2025    TRANSLATION LEVEL: NONE    INSTRUMENT CODE NOT ONE OF: HYBRID, SENIOR, BondFees, OTHERFEE, REBOFEE, RCFFee

ENTITY ONE OF: 2232 - Syensqo SA - Div Treasury

INCLUDE BANK INTEREST ACCRUALS

VIEW: **Default** [Configure](#) 3 items   

G/L Owner	Currency 	Transaction Type	Transaction Start Date 	Transaction End Date 	Accrual Type 	Accrual Start Date 	Accrual End Date	Accrual Amount 	Accrual Total Amount	Days In Accrual Period	Days In Transaction Period
2232L - Syensqo SA - Div Treasury	EUR	Money Market	14 Jul 2025	15 Jul 2025	INTR	14 Jul 2025	14 Jul 2025	5,083.33	5,083.33	1	1
2232L - Syensqo SA - Div Treasury	EUR	Money Market	14 Jul 2025	15 Jul 2025	INTR	14 Jul 2025	14 Jul 2025	10,591.67	10,591.67	1	1
2232L - Syensqo SA - Div Treasury	USD	Money Market	14 Jul 2025	15 Jul 2025	INTR	14 Jul 2025	14 Jul 2025	22,709.72	22,709.72	1	1

[Update](#)

### Confirm Processing

Processing this query will update data in the database. This cannot be undone. Do you want to continue?

Note that the query will be re-run for the current situation so might differ from the results of the preview you have just viewed.

[Update](#) [Cancel](#)

## 2.4. I generate MVI FX Update (Real) - Swaps, Forward

### 2.4.1. Generate MVI FX Update (Real) - Swaps, Forward

This step aims to create the GL entries that will post the realized results of forwards and swaps to P&L by splitting the Spot to Spot FX result and the forward points.

PNL Against a transit account that was populated by the currency translation process.

**Analytics Queries MVI**

- Dealing
- Pricing
- Reporting
- Analytics
- Processing
- Cash Management
- Accounting
- Instruments
- Rates
- Rules
- Static
- Configuration
- Utility
- Home

<p><b>ANALYSIS</b></p> <ul style="list-style-type: none"> <li style="background-color: #eee;">Queries</li> <li>Deal Analyze</li> </ul> <p><b>INCREMENTAL LIMIT CHECK</b></p> <ul style="list-style-type: none"> <li>Query Filter Overrides</li> </ul>	<p><b>DEFINITIONS</b></p> <ul style="list-style-type: none"> <li>Assumptions</li> <li>Columns</li> <li>Filters</li> <li>Balances</li> <li>Mapping Profile</li> <li>Time Profile</li> <li>Limits</li> <li>Alerts</li> <li>Scenarios</li> </ul>	<p><b>SECURITY</b></p> <ul style="list-style-type: none"> <li>Query Security</li> </ul> <p><b>FX BS EXPOSURE CHECK</b></p> <ul style="list-style-type: none"> <li>Run Check</li> </ul>
---	---	--

QUERIES — FOLDER **ANALYTICS**

## Contents

New ▾ ☰

**Folder Contents** Add... Run 9 items ↓ Search

Name	Sub Type
📁 Cash Management	Folder
📁 Cash Management group	Folder
📁 Control reports	Folder
📁 FX Management	Folder
📁 Market Data Reports	Folder
📁 MVI	Folder
📁 Solvay Playground	Folder
📁 Technical	Folder
📁 WIP	Folder

📁 > MVI

QUERIES — FOLDER **ANALYTICS**

## MVI

New ▾ Save ☰

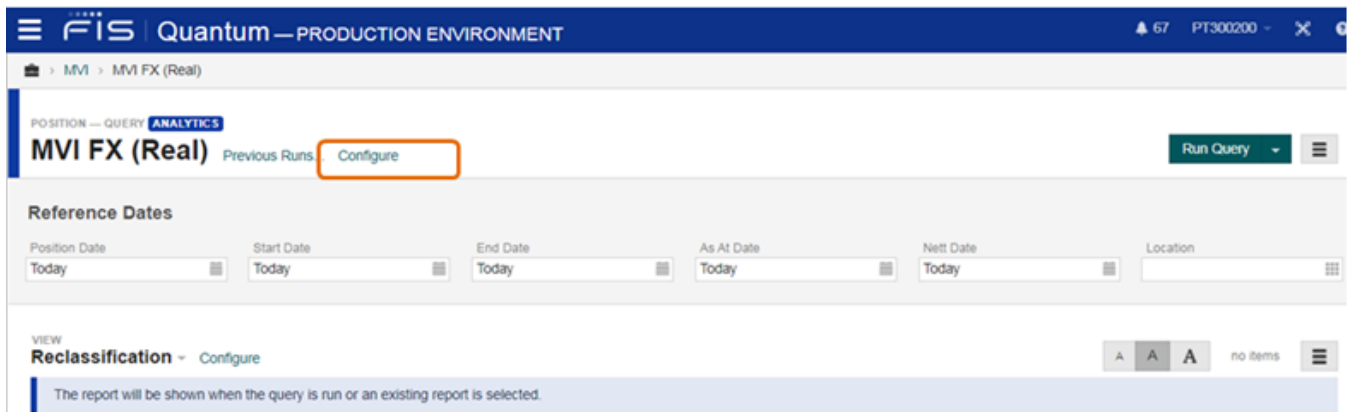
Name

Comments

**Folder Contents** Add... Run 3 items ↓ Search

Name	Sub Type
MVI FX (Real)	Position
MVI FX (Unreal)	Position
MVI FX NDF (Real)	Position

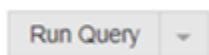
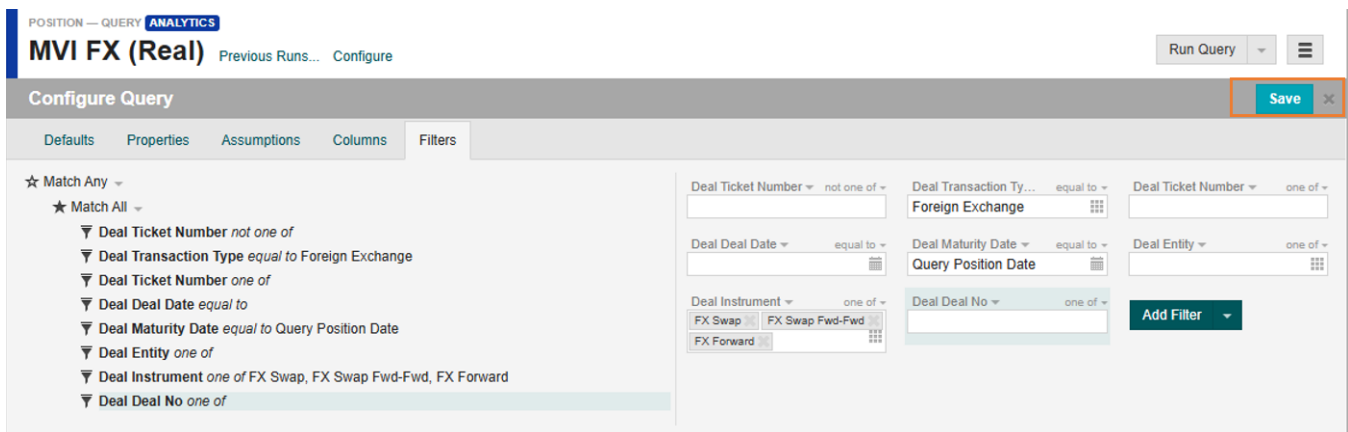
Select the Date for Today.



Confirm if the Filters are ok and select **Configure**

Check the company, must be all the companies that have Swaps and Forwards in the reporting (for example: 2232L, 7728L)

After, **Save** the parameters



It will appear a list with the Swap and/or Forward deals with the maturity date of the day

Configure Query

Save

Defaults Properties Assumptions Columns Filters

Reference Dates

Position Date: Today Start Date: Today End Date: Today As At Date: Today Nett Date: Today Location:

VIEW

Reclassification [Configure](#)

A A A 9 items ↓ ☰

Deal No	Entity	Func CCY	Counterparty	Strategy	Accounting Rule	Instrument	Net MV in Func CCY	Net S2S in Func CCY	Net Delta in Func CCY	Transit CoA Record	Transit CoA	Spot CoA	Delta CoA	Pos
1029602	2232 - Syensqo SA - Div Treasury	EUR	JP Morgan Deutschland	Trade debt	Realized	FX Swap	-7,730.33	-13,652.34	5,922.01	Dr	5080063002	6540006300	7504006300	08/25/
1030427	2232 - Syensqo SA - Div Treasury	EUR	BNP Paribas Brussels	Trade debt	Realized	FX Swap	1,574.72	2,101.25	-526.53	Cr	5080063002	7540006300	6504006300	08/25/
1030429	2232 - Syensqo SA - Div Treasury	EUR	BNP Paribas Brussels	Trade debt	Realized	FX Swap	68,670.69	72,479.43	-3,808.74	Cr	5080063002	7540006300	6504006300	08/25/
1030759	2232 - Syensqo SA - Div Treasury	EUR	BNP Paribas Brussels	Trade debt	Realized	FX Swap	27,073.00	28,126.35	-1,053.35	Cr	5080063002	7540006300	6504006300	08/25/
1030761	2232 - Syensqo SA - Div Treasury	EUR	BOFA Securities Europe	Trade debt	Realized	FX Swap	11,478.06	2,532.12	8,945.94	Cr	5080063002	7540006300	7504006300	08/25/
1031100	2232 - Svensqo SA - Div Treasury	EUR	BNP Paribas Brussels	Trade debt	Realized	FX Swap	903.71	1,331.47	-427.76	Cr	5080063002	7540006300	6504006300	08/25/

After confirmation, save the variant and proceed to the next step.

## 2.4.2. Generate Position Job

### Accounting MTM Split Realized

☰ **FIS** | Treasury and Risk Manager – Quantum Edition — PRODUCTION ENVIRONMENT

Search

- Dealing
- Pricing
- Reporting
- Analytics
- Processing
- Cash Management
- Accounting
- Instruments
- Rates
- Rules
- Static
- Configuration
- Utility
- Home

<ul style="list-style-type: none"> <li>UPDATE G/L</li> <li>Accruals</li> <li>Position</li> <li>Futures Margin</li> <li>Currency Translation</li> <li>General Ledger Journal</li> <li>GENERAL LEDGER</li> <li>G/L Close</li> <li>G/L Year End</li> <li>G/L Interface</li> </ul>	<ul style="list-style-type: none"> <li>HEDGE RELATIONSHIPS</li> <li>Hedge Relationship</li> <li>Hedge Strategy</li> <li>REVALUATIONS</li> <li style="border: 1px solid orange;">MTM Split NDF Realized</li> <li style="border: 1px solid orange;">MTM Split Realized</li> <li>MTM Split Unrealized</li> </ul>	<ul style="list-style-type: none"> <li>EXCEPTION</li> <li>Set Base Currency Amount</li> <li>Assign Exchange Rate</li> <li>Override FX Rate Type</li> </ul>
--	---	--

Select position date Today

# MTM Split Realized — Default [Configure](#)

Run Query



## Filters

Position Date

08/25/2025

VIEW

Default [Configure](#)

Generate GL entries!

no items

Search



The report will be shown when the query is run or an existing report is selected.

Run Query

and the screen with the deals for today will appears

# MTM Split Realized — Default a few seconds ago [Configure](#)

Run Query



POSITION DATE

25 Aug 2025

VIEW

Default [Configure](#)


Generate GL entries!

9 items

Search



<input checked="" type="checkbox"/>	AccountingRule	Amount_CCY_Reval	Amount_Mtm_Reval	AutoReversal	Complete	Counterparty	Currency Code	Dealno	DeltaCoA	Entity	Filter_1	FuncCCY	Maturity Date
<input type="checkbox"/>	Realized	-7,730.33	0.00	False	0	JP Morgan Deutschland	EUR	1029602	7504006300	2232 - Syensqo SA - Div Treasury	Yes	EUR	25 Aug 2025
<input type="checkbox"/>	Realized	1,574.72	0.00	False	0	BNP Paribas Brussels	EUR	1030427	6504006300	2232 - Syensqo SA - Div Treasury	Yes	EUR	25 Aug 2025
<input type="checkbox"/>	Realized	68,670.71	0.00	False	0	BNP Paribas Brussels	EUR	1030429	6504006300	2232 - Syensqo SA - Div Treasury	Yes	EUR	25 Aug 2025
<input type="checkbox"/>	Realized	27,073.00	0.00	False	0	BNP Paribas Brussels	EUR	1030759	6504006300	2232 - Syensqo SA - Div Treasury	Yes	EUR	25 Aug 2025
<input type="checkbox"/>	Realized	11,478.06	0.00	False	0	BOFA Securities Europe	EUR	1030761	7504006300	2232 - Syensqo SA - Div Treasury	Yes	EUR	25 Aug 2025
<input type="checkbox"/>	Realized	903.71	0.00	False	0	BNP Paribas Brussels	EUR	1031100	6504006300	2232 - Syensqo SA - Div Treasury	Yes	EUR	25 Aug 2025
<input type="checkbox"/>	Realized	-2,410.83		False	0	Credit Agricole Paris	EUR	1039205	7504006300	2232 - Syensqo SA - Div Treasury	Yes	EUR	25 Aug 2025
<input type="checkbox"/>	Realized	1,024.61		False	0	Credit Agricole Paris	EUR	1039207	7504006300	2232 - Syensqo SA - Div Treasury	Yes	EUR	25 Aug 2025
<input type="checkbox"/>	Realized	-3,884.95		False	0	BNP Paribas Brussels	EUR	1039512	7504006300	2232 - Syensqo SA - Div Treasury	Yes	EUR	25 Aug 2025

Select the  and wall the deals are selected.

It is possible to select one by one.

POSITION DATE  
25 Aug 2025

VIEW  
Default Configure

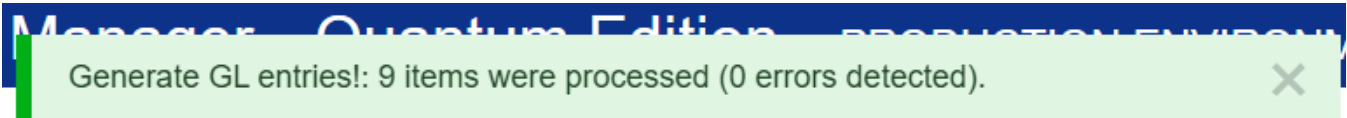
Generate GL entries! 9 items Search

<input checked="" type="checkbox"/>	AccountingRule	Amount_CCY_Reval	Amount_Mtm_Reval	AutoReversal	Complete	Counterparty	Currency Code	Dealno	DeltaCoA	Entity	Filter_1	FuncCCY	Maturity Date
<input checked="" type="checkbox"/>	Realized	-7,730.33	0.00	False	0	JP Morgan Deutschland	EUR	1029602	7504006300	2232 - Syensqo SA - Div Treasury	Yes	EUR	25 Aug 2025
<input checked="" type="checkbox"/>	Realized	1,574.72	0.00	False	0	BNP Paribas Brussels	EUR	1030427	6504006300	2232 - Syensqo SA - Div Treasury	Yes	EUR	25 Aug 2025
<input checked="" type="checkbox"/>	Realized	68,670.71	0.00	False	0	BNP Paribas Brussels	EUR	1030429	6504006300	2232 - Syensqo SA - Div Treasury	Yes	EUR	25 Aug 2025
<input checked="" type="checkbox"/>	Realized	27,073.00	0.00	False	0	BNP Paribas Brussels	EUR	1030759	6504006300	2232 - Syensqo SA - Div Treasury	Yes	EUR	25 Aug 2025
<input checked="" type="checkbox"/>	Realized	11,478.06	0.00	False	0	BOFA Securities Europe	EUR	1030761	7504006300	2232 - Syensqo SA - Div Treasury	Yes	EUR	25 Aug 2025
<input checked="" type="checkbox"/>	Realized	903.71	0.00	False	0	BNP Paribas Brussels	EUR	1031100	6504006300	2232 - Syensqo SA - Div Treasury	Yes	EUR	25 Aug 2025
<input checked="" type="checkbox"/>	Realized	-2,410.83		False	0	Credit Agricole Paris	EUR	1039205	7504006300	2232 - Syensqo SA - Div Treasury	Yes	EUR	25 Aug 2025
<input checked="" type="checkbox"/>	Realized	1,024.61		False	0	Credit Agricole Paris	EUR	1039207	7504006300	2232 - Syensqo SA - Div Treasury	Yes	EUR	25 Aug 2025
<input checked="" type="checkbox"/>	Realized	-3,884.95		False	0	BNP Paribas Brussels	EUR	1039512	7504006300	2232 - Syensqo SA - Div Treasury	Yes	EUR	25 Aug 2025

Generate GL entries!

After select and the posting will be done in Quantum.

This message will appear



If there is any error is need to investigate the reason.

If run the query again no information appear

POSITION DATE  
25 Aug 2025

VIEW  
Default Configure

Generate GL entries! no items Search

<input checked="" type="checkbox"/>	AccountingRule	Amount_CCY_Reval	Amount_Mtm_Reval	AutoReversal	Complete	Counterparty	Currency Code	Dealno	DeltaCoA	Entity	Filter_1	FuncCCY	Maturity Date	Net Delta In Functional Currency	Net Spot To Spot In Functional Currency	NetDeltaInFuncC
-------------------------------------	----------------	------------------	------------------	--------------	----------	--------------	---------------	--------	----------	--------	----------	---------	---------------	----------------------------------	---	-----------------

## 2.5. I Update NDFs Deals

### 2.5.1. Deal Update NDFs - Position

Go to **Accounting Position**

Change query to FX EOD - NDFs

- As at date: today's date
- Position date: according to fix rate in the reporting details
- Maturity date: equal to settlement date in the reporting details (Today)

Preview first and if the deals are in line with the report you can update

Print needs to be updated As at date = Maturity date. process should be done at the maturity date

POSITION — QUERY **FX EOD - NDFs** [Configure](#) New Run... Update ⌵ ☰

AS AT DATE: 25 Aug 2025    POSITION DATE: 21 Aug 2025    TRANSLATION LEVEL: NONE    TRANSACTION TYPE ONE OF: FX Deals    CURRENT MATURITY DATE EQUAL TO: 25 Aug 2025    FIX RATE GREATER THAN: 0    INSTRUMENT ONE OF: FX NDF

AS AT END OF DAY

VIEW: **Default with Rate Fix details** [Position](#) [Configure](#) 6 items ⌵  ☰

Deal No	Transaction Type	Currency	Pay Or Receive	Face Value	Maturity Date	Adjusted Book Value	Book Value	Market Value	Interest Rate	Revaluation Method	G/L		Rate Fix		
											Profit/Loss Amount	Instrument	Fix Rate	Amount	Rate Fix Date
1033302	FX Deals	BRL		0.00	25 Aug 2025	0.00	0.00	0.00		IMPORTED	0.00	FX NDF	5.48280000	81,512.18	21 Aug 2025
1033302	FX Deals	USD		0.00	25 Aug 2025	0.00	0.00	0.00		IMPORTED	0.00	FX NDF	5.48280000	81,512.18	21 Aug 2025
1013789	FX Deals	USD		0.00	25 Aug 2025	0.00	0.00	0.00		IMPORTED	0.00	FX NDF	5.48280000	-1,516,610.00	21 Aug 2025
1013789	FX Deals	BRL		0.00	25 Aug 2025	0.00	0.00	0.00		IMPORTED	0.00	FX NDF	5.48280000	-1,516,610.00	21 Aug 2025
1011148	FX Deals	BRL		0.00	25 Aug 2025	0.00	0.00	0.00		IMPORTED	0.00	FX NDF	5.48280000	-1,612,260.00	21 Aug 2025
1011148	FX Deals	USD		0.00	25 Aug 2025	0.00	0.00	0.00		IMPORTED	0.00	FX NDF	5.48280000	-1,612,260.00	21 Aug 2025

Reporting Transaction by action, as described above

TRANSACTIONS BY ACTION — QUERY **NDF Rate** 5908716 a few seconds ago Run Query ⌵ ☰

AS AT DATE: 25 Aug 2025    START DATE: 18 Aug 2025    END DATE: 25 Aug 2025    ACTION TYPE: RATE FIX    TRANSLATION LEVEL: NONE    SETTLEMENT DATE LESS THAN: 26 Aug 2025

VIEW: **NDF Fixing** [Configure](#) 4 items ⌵  ☰

Transaction Type	Instrument Name	Deal No	Currency	Face Value	Deal Date	Settlement Date	Counterparty Name	Entity Name	Rate Fix Date	Fix Rate
FX Deals	FX NDF	1009925	EUR	1,362,383.51	16 May 2025	20 Aug 2025	Credit Agricole Paris	2232 - Syensqo SA - Div Treasury	18 Aug 2025	102.05110000
FX Deals	FX NDF	1011148	USD	5,300,000.00	21 May 2025	25 Aug 2025	BNP Paribas Sao Paulo	6409 - QUIMICOS E SOLUCOES SUSTENTAVE	21 Aug 2025	5.48280000
FX Deals	FX NDF	1013789	USD	4,300,000.00	30 May 2025	25 Aug 2025	JP Morgan Chase Sao Paulo	6409 - QUIMICOS E SOLUCOES SUSTENTAVE	21 Aug 2025	5.48280000
FX Deals	FX NDF	1033302	BRL	15,935,825.00	31 Jul 2025	25 Aug 2025	JP Morgan Chase Sao Paulo	6409 - QUIMICOS E SOLUCOES SUSTENTAVE	21 Aug 2025	5.48280000

Then go to **Analytics Queries MVI MVI FX NDF (Real)**

POSITION — QUERY **ANALYTICS** **MVI FX NDF (Real)** [Previous Runs...](#) [Configure](#) Run Query ⌵ ☰

**Reference Dates**

Position Date: 08/21/2025    Start Date: Today    End Date: Today    As At Date: Today    Net Date: Today    Location:

VIEW: **Reclassification** [Configure A A A no items ☰](#)

The report will be shown when the query is run or an existing report is selected.

If there are different dates in the report, repeat the process for each position date/maturity date

Confirm if the Filters are ok select the **Configure**

Check the company, must be 2232 or blank.

After, **Save** the parameters

POSITION — QUERY **ANALYTICS**

## MVI FX NDF (Real) [Previous Runs...](#) [Configure](#)

### Configure Query

Defaults Properties Assumptions Columns **Filters**

★ Match Any ▾

★ Match All ▾

- ▼ Deal Transaction Type *equal to* Foreign Exchange
- ▼ Deal Ticket Number *one of*
- ▼ Deal Deal Date *equal to*
- ▼ Deal Maturity Date *equal to*
- ▼ Deal Instrument *equal to* FX NDF
- ▼ Deal FX Forward Settlement Fix Date *equal to* Query Position Date
- ▼ Deal Entity *one of*
- ▼ Deal Entity *one of*
- ▼ Deal Deal No *one of*

### Run Query

It will appear a list with NDFs for that position date

POSITION — QUERY **ANALYTICS**

## MVI FX NDF (Real) 5908757 a few seconds ago [Previous Runs...](#) [Configure](#)

Messages... **Run Query** ▾

VIEW

**Reclassification** ▾ [Configure](#)

A A A 3 Items ▾

Deal No	Entity	Func CCY	Counterparty	Strategy	Accounting Rule	Instrument	Net MV in Func CCY	Net S2S in Func CCY	Net Delta in Func CCY	Transit CoA Record	Transit CoA	Spe
1011148	6409 - QUIMICOS E SOLUCOES SUSTENTAVE	BRL	BNP Paribas Sao Paulo	Trade WC	Realized	FX NDF	-1,612,260.00	-955,060.00	-657,200.00	Dr	5080062002	65400
1013789	6409 - QUIMICOS E SOLUCOES SUSTENTAVE	BRL	JP Morgan Chase Sao Paulo	Trade WC	Realized	FX NDF	-1,516,610.00	-1,030,710.00	-485,900.00	Dr	5080062002	65400
1033302	6409 - QUIMICOS E SOLUCOES SUSTENTAVE	USD	JP Morgan Chase Sao Paulo	Trade WC	Realized	FX NDF	81,512.18	67,419.90	14,092.28	Cr	5080062002	75400

## 2.5.2. Generate Position Job for NDFs deals

Select Accounting **MtM Split NDF realized**

- 
- Dealing
- Pricing
- Reporting
- Analytics
- Processing
- Cash Management
- Accounting**
- Instruments
- Rates
- Rules
- Static
- Configuration
- Utility
- Home

UPDATE G/L

- Accruals
- Position
- Futures Margin
- Currency Translation
- General Ledger Journal

GENERAL LEDGER

- G/L Close
- G/L Year End
- G/L Interface

HEDGE RELATIONSHIPS

- Hedge Relationship
- Hedge Strategy

REVALUATIONS

- MTM Split NDF Realized**
- MTM Split Realized
- MTM Split Unrealized

EXCEPTION

- Set Base Currency Amount
- Assign Exchange Rate
- Override FX Rate Type


Select Position date Fix rate

MTM SPLIT NDF REALIZED — QUERY

**MTM Split NDF Realized** — Default [Configure](#)

[Run Query](#)  

Filters

Position Date  
08/21/2025 

VIEW

**Default** [Configure](#)

[Generate GL entries!](#) no items [Search](#) 

The report will be shown when the query is run or an existing report is selected.

MTM SPLIT NDF REALIZED — QUERY

**MTM Split NDF Realized** — Default a few seconds ago [Configure](#)

[Run Query](#)  

POSITION DATE  
21 Aug 2025

VIEW

**Default** [Configure](#)

[Generate GL entries!](#) **3 items**  [Search](#) 

	AccountingRule	Amount_CCY_Reval	Amount_Mtm_Reval	AutoReversal	Complete	Counterparty	Currency Code	Dealno	DeltaCoA	Entity	Filter_1	Func
<input checked="" type="checkbox"/>	Realized		0.00	False	0	BNP Paribas Sao Paulo	BRL	1011148	6504006200	6409 - QUIMICOS E SOLUCOES SUSTENTAVE	Yes	BRL
<input type="checkbox"/>	Realized		0.00	False	0	JP Morgan Chase Sao Paulo	BRL	1013789	6504006200	6409 - QUIMICOS E SOLUCOES SUSTENTAVE	Yes	BRL
<input type="checkbox"/>	Realized		0.00	False	0	JP Morgan Chase Sao Paulo	USD	1033302	7504006200	6409 - QUIMICOS E SOLUCOES SUSTENTAVE	Yes	USD

and [Run Query](#) the screen with the deals for today will appears

MTM SPLIT NDF REALIZED — QUERY


## MTM Split NDF Realized — Default

a few seconds ago [Configure](#) Run Query ⌵ ⌵ ⌵

POSITION DATE  
21 Aug 2025

VIEW  
Default [Configure](#) Generate GL entries! 3 items ⌵  ⌵

<input checked="" type="checkbox"/>	AccountingRule	Amount_CCY_Reval	Amount_Mtm_Reval	AutoReversal	Complete	Counterparty	Currency Code	Dealno	DeltaCoA	Entity	Filter_1	Func
<input checked="" type="checkbox"/>	Realized		0.00	False	0	BNP Paribas Sao Paulo	BRL	1011148	6504006200	6409 - QUIMICOS E SOLUCOES SUSTENTAVE	Yes	BRL
<input checked="" type="checkbox"/>	Realized		0.00	False	0	JP Morgan Chase Sao Paulo	BRL	1013789	6504006200	6409 - QUIMICOS E SOLUCOES SUSTENTAVE	Yes	BRL
<input checked="" type="checkbox"/>	Realized		0.00	False	0	JP Morgan Chase Sao Paulo	USD	1033302	7504006200	6409 - QUIMICOS E SOLUCOES SUSTENTAVE	Yes	USD

Select the  and all the deals are selected.

It is possible to select one by one.

After select Generate GL entries! and the posting will be done in Quantum.

This message will appear

DUPLICATION ENVIRONMENT
Generate GL entries!: 4 items were processed (0 errors detected).
✕

If there is any error is need to investigate the reason.

If run the query again no information appear

MTM SPLIT NDF REALIZED — QUERY

## MTM Split NDF Realized — Default

a few seconds ago [Configure](#) Run Query ⌵ ⌵ ⌵

POSITION DATE  
21 Aug 2025

VIEW  
Default [Configure](#) Generate GL entries! no items  ⌵

<input checked="" type="checkbox"/>	AccountingRule	Amount_CCY_Reval	Amount_Mtm_Reval	AutoReversal	Complete	Counterparty	Currency Code	Dealno	DeltaCoA	Entity	Filter_1	FuncCCY	Net Delta In Functional Currency	Net Spot To Spot In Functional Currency	NetDeltainFuncCCY	NetS
-------------------------------------	----------------	------------------	------------------	--------------	----------	--------------	---------------	--------	----------	--------	----------	---------	----------------------------------	---	-------------------	------

## 2.6. I Check the interface from Quantum to SAP

### 2.6.1. I confirm that the postings were correctly performed

At 18:00 an automatic job run and do the interface of the data into the SAP.

In the following day check if the account are balanced until the value date of day before.

Please use the following Query:

Query: Errors Companies

End date: Previous day

GENERAL LEDGER INTERFACE — QUERY

## Errors Companies Configure

Preview Update

### Filters

As At Date: Today Start Date: 01/01/2020 End Date: Today Use Accounting Period: NONE (optional)

General Ledger Owners: 7499L - SYENSQO HONG KO... Posting Source: ALL Include Cash Flows: All

### Options (advanced options)

- Include entries dated earlier than the start date
- Exclude reversed and reversal entries
- Do not interface suspense postings
- Use same map for all general ledger owners
- Only include deals that have been approved
- Create balancing entries

Map Name: SAP

VIEW SAP Export

Use the transaction **Z8Y\_AI\_LIST\_POSTINGS** to verify if the postings were performed:

Company code: 2232

Keep the selected document types

Posting date: Yesterday

### Accounting Interface from Quantum - list of postings

Company Code	2232	to		
Document Type	TG	to		
Posting Date	14.07.2025	to		
Assignment(deal nr/bank data)		to		
Reference (Qt post nr)		to		
Document Header Text		to		

Only open items

If the report is empty like the screen below, it indicated that the upload was not executed properly.

**SAP**

Assignment (Qt Dea	CoCd	DocumentNo	Year	Doc. Type	Document Header Text	Document d	Pstng Date	Header Reference (Qt	PK	GL account	Amount in Document C	Cry
--------------------	------	------------	------	-----------	----------------------	------------	------------	----------------------	----	------------	----------------------	-----

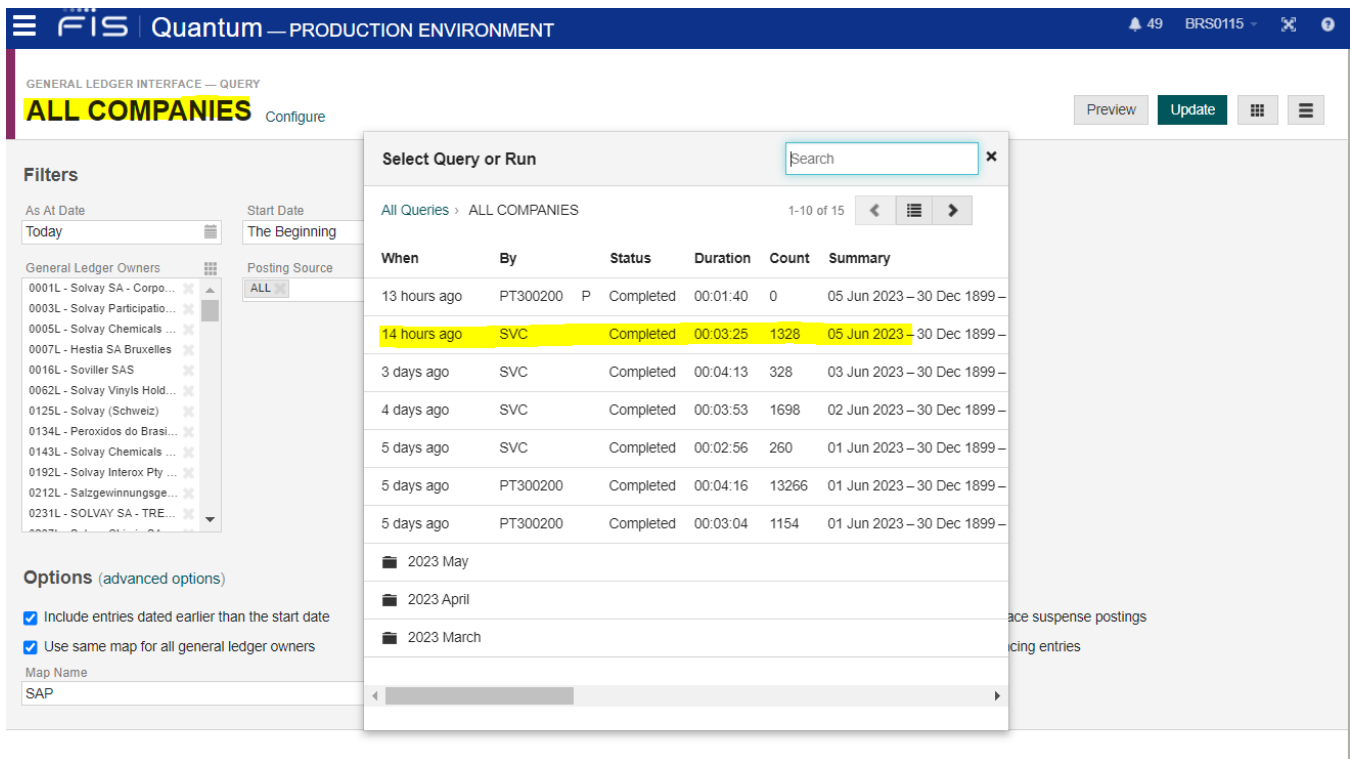
## 2.6.2. I upload the information from Quantum to SAP (in case of not done automatically)

If the interface did not occurred, please follow the steps below:

### Select Accounting GL Interface



Click on the view ALL COMPANIES and select the last report generated by automatic user SVC, usually executed 12 or 13 hours ago.



With this selection the system will show the report that should have being entered in SAP.

**DO NOT CLICK IN UPDATE, ON THIS STEP YOU JUST NEED TO DOWNLOAD THE EXCEL FILE**

When the report is generated, click in the export button (Excel)

Run time date + hour:	25092025 18:15:07	As at date:	25092025	Start date:	30121899	End date:	25092025	Interface file number:	
Unique Identifier	Entity	GL Post Set Number	Transaction Reversed	Deal No	Trans. Date	Rate Date	Value Date	Chart Of Account Code	
095710-0003976301	2232	1356859	N	1039206	25092025	21082025	25092025	O246913063	
095710-0003976303	2232	1356859	N	1039206	25092025	21082025	25092025	O546113063	
095710-0003976307	2232	1356860	N	1039206	25092025	21082025	25092025	O246113063	
095710-0003976305	2232	1356860	N	1039206	25092025	21082025	25092025	O546113063	
095710-0003976302	2232	1356859	N	1039206	25092025	25092025	25092025	50501CAD70	
095710-0003976300	2232	1356859	N	1039206	25092025	25092025	25092025	5461130630	
095710-0003976304	2232	1356860	N	1039206	25092025	25092025	25092025	50501EUR70	
095710-0003976306	2232	1356860	N	1039206	25092025	25092025	25092025	5461130630	
095710-0004004220	2232	1369073	N	1039206	25092025	25092025	25092025	2469130630	
095710-0004004221	2232	1369073	N	1039206	25092025	25092025	25092025	5080063001	
095710-0004004231	2232	1369078	N	1039206	25092025	25092025	25092025	5080063002	
095710-0004004230	2232	1369078	N	1039206	25092025	25092025	25092025	5461130630	
095710-0004004282	2232	1369104	N	1039206	25092025	25092025	25092025	5080063002	
095710-0004004285	2232	1369104	N	1039206	25092025	25092025	25092025	5080063002	
095710-0004004284	2232	1369104	N	1039206	25092025	25092025	25092025	6504006300	
095710-0004004283	2232	1369104	N	1039206	25092025	25092025	25092025	7540006300	
095710-0003976327	2232	1356867	N	1039208	25092025	21082025	25092025	O246113063	
095710-0003976325	2232	1356867	N	1039208	25092025	21082025	25092025	O546113063	
095710-0003976329	2232	1356868	N	1039208	25092025	21082025	25092025	O246913063	
095710-0003976331	2232	1356868	N	1039208	25092025	21082025	25092025	O546113063	
095710-0003976324	2232	1356867	N	1039208	25092025	25092025	25092025	50501EUR70	
095710-0003976326	2232	1356867	N	1039208	25092025	25092025	25092025	5461130630	
095710-0003976330	2232	1356868	N	1039208	25092025	25092025	25092025	50501THB70	
095710-0003976328	2232	1356868	N	1039208	25092025	25092025	25092025	5461130630	
095710-0004004222	2232	1369074	N	1039208	25092025	25092025	25092025	2469130630	
095710-0004004223	2232	1369074	N	1039208	25092025	25092025	25092025	5080063001	
095710-0004004239	2232	1369082	N	1039208	25092025	25092025	25092025	5080063002	
095710-0004004238	2232	1369082	N	1039208	25092025	25092025	25092025	5461130630	
095710-0004004287	2232	1369105	N	1039208	25092025	25092025	25092025	5080063002	
095710-0004004289	2232	1369105	N	1039208	25092025	25092025	25092025	5080063002	
095710-0004004288	2232	1369105	N	1039208	25092025	25092025	25092025	6504006300	
095710-0004004286	2232	1369105	N	1039208	25092025	25092025	25092025	6540006300	

In SAP use transaction Z8Y\_AI\_MAIN to upload the file. First execute in test to identify if there is any errors messages:

### Accounting Interface for incoming data from Quantum

Input

No input file

Physical file path

Move to Physical file path

File name

C:\Users\brs0115\Downloads\SOL\_SAP\_Export 2023-06-06.xls

Process

Upload in database table File --> Z8Y\_AI\_QT\_IN

Transfer to input table Z8Y\_AI\_QT\_IN --> Z8Y\_AI\_QT\_IN\_D ZZFLYPOST\_OUT

Reprocess errors

Send an email with result  only in case of error

Output display

Remove warning messages and lines without errors

Layout for Main list

Layout Input File

Layout Z8Y\_QT\_IN

Layout ZZFLYPOST\_OUT

Also manage default layout

Test Run

If all is ok, run the transaction again without the test.

After the file is uploaded, go to the transaction ZZFLYPOST\_OUT\_TRAN and select variant QT AI BATCH.

Keep the selection of the variant and execute the transaction. This will generate the postings in PI2 and in the other systems

**Flypost Transport**

Target company PRS	<input type="text"/>	to	<input type="text"/>	
Target landscape	<input type="text"/>	to	<input type="text"/>	
Context	Z8Y_AI_PROCESS	to	<input type="text"/>	
Flypost Id	<input type="text"/>	to	<input type="text"/>	

Reprocess errors  
 Trigger events  
 Test mode

### 2.6.3. I create a new interface file (to be done only in case of need)

The steps above are to retrieve the file regarding the automatic upload, if for some reason you need to create a new interface file, follow the steps below.

Select **Accounting - GL Interface**

FIS Quantum — PRODUCTION ENVIRONMENT

- Dealing
- Pricing
- Reporting
- Analytics
- Processing
- Cash Management
- Accounting**
- Instruments
- Rates
- Rules
- Static
- Configuration
- Utility
- Home

UPDATE G/L	HEDGE RELATIONSHIPS	EXCEPTION
Accruals	Hedge Relationship	Set Base Currency Amount
Position	Hedge Strategy	Assign Exchange Rate
Futures Margin		Override FX Rate Type
Currency Translation	REVALUATIONS	
General Ledger Journal	MTM Split NDF Realized	
	MTM Split Realized	
GENERAL LEDGER	MTM Split Unrealized	
G/L Close		
G/L Year End		
<b>G/L Interface</b>		

Select the view ALL COMPANIES and select the period, usually we start with 'The Beginning' and finish with the previous day:

FIS Quantum — PRODUCTION ENVIRONMENT

GENERAL LEDGER INTERFACE — QUERY

# ALL COMPANIES Configure

Preview Update

### Filters

As At Date: Today | Start Date: The Beginning | End Date: Yesterday | Use Accounting Period: NONE (optional)

General Ledger Owners: 0001L - Solvay SA - Corpo... | 0003L - Solvay Participatio... | 0005L - Solvay Chemicals ... | 0007L - Hestia SA Bruxelles | 0016L - Soviller SAS | 0062L - Solvay Vinyls Hold... | 0125L - Solvay (Schweiz) | 0134L - Peroxidos do Brasi... | 0143L - Solvay Chemicals ... | 0192L - Solvay Interox Pty ... | 0212L - Salzgewinnungsge... | 0231L - SOLVAY SA - TRE...

Posting Source: ALL | Include Cash Flows: All

### Options (advanced options)

Include entries dated earlier than the start date |  Exclude reversed and reversal entries |  Do not interface suspense postings  
 Use same map for all general ledger owners |  Only include deals that have been approved |  Create balancing entries

Map Name: SAP

VIEW: SAP Export -

The report will be shown when the query is run or an existing report is selected.

Click in Preview first to generate the report.

After the file is generated, click an Update in order to clear the tables and generate the Unique identifier number.

Once the file is updated, follow the same steps described above for download and SAP upload.

**End of document.**