

# CNV-1076 RE-FX Contract

Status	
Owner	<a href="#">PARA-ext, Anil</a>
Stakeholders	<a href="#">PILLAY-ext, Lawrence</a> <a href="#">GARCIA-ext, Angel Luis</a> <a href="#">KUMAR-ext, Kamal</a> <a href="#">GANESAN-ext, Shivkumar</a>

## Purpose

The purpose of this document is to define the conversion approach for RE-FX Contract and Lease Management (CLM) master data in SyWay S/4 HANA.

The main object of RE-FX migration is Lease contract master data and conditions. Due to the technical structure of RE-FX, there are also several tightly connected migration objects such as Business Partners (i.e., Vendors), Right of Use (RoU) Assets & their balances, GL Liability balances and Lease related Purchase Orders. The scope of this conversion specification is the Lease contract master records. Migration of Lease contracts are however dependent on the other objects mentioned above to migrate Lease contracts data and their conditions completely and accurately, hence the dependent objects are also identified in this conversion specification.

The data migration activities for RE-FX is going to be managed via an ETL approach defined in the data migration strategy

The conversion approach for Group entities currently using SAP ECC shall use S/4 HANA CLM for IFRS 16 Lease Accounting in SyWay. S/4 HANA CLM provides a standardized framework, single source of truth and processes for a streamlined management of lease contracts across all Syensqo group entities directly in S/4 HANA.

## Conversion Scope

The scope of this document covers the approach for converting active IFRS 16 Lease Contracts from Legacy Source Systems into S/4HANA following the [DD-FUN-050 Master Data Standard\\_1076-RE-FX Contract.xlsx](#) Standard.

The data from legacy system includes:

1. IFRS 16 Lease-in and Lease-out contracts: Lease contract master data and Condition values migrated via this conversion specification
2. Lease Liabilities Balances: Short Term, Long Term and Accrued Lease Liability Balances will be migrated via [Object Number 9010](#)
3. ROU Assets and Balances: The master and transactional data will be migrated via [Object Number 9108](#)
4. Business Partners: Vendor & Customer Business Partner master data with a specific RE-FX role will be migrated via [Object Number 3021](#)
5. Purchase Orders for Leases: All Open POs for RE-FX Leases and with remaining open Quantity will be migrated via [Object Number 9045](#)

The data from legacy system excludes:

1. Inactive Lease Contracts and its associated Deactivated ROU Assets (ROU is managed via Object 9108)
2. Lease contracts that will be ended as of go-live dates defined in the project plan

**Relevancy rule:** The following relevancy criteria to be considered for extracting active RE-FX Lease Contracts from both WP2 and PF2. **Note:** PI2 does not have RE-FX Lease Contracts.

- Go to table VICNCN:
  - Get all contracts from VICNCN-BUKRS where BUKRS represents company codes in scope and VICNCN-RECNEADABS is greater than or equal to 'Cutover date'. The output will include all active contracts as of the cut-off date

**Additional Relevancy rules to get lease contracts line items:** The following additional relevancy criteria to be considered for extracting active RE-FX Lease Contracts line items information from both WP2 and PF2

- Go to table VIBPOBJREL:
  - If VIBPOBJREL-INTERNO has more than one line then look VIBPOBJREL-VALIDTO is equal to blank or unconverted value to 31.12.9999 then get that active line else, as-is from source
- Go to table VIBDOBJASS:
  - If VIBDOBJASS-OBJNRTRG has more than one line for a given VIBDOBJASS-OBJNRSRC then look VIBDOBJASS-VALIDTO is equal to blank or unconverted value to 31.12.9999 then get that active line else, as-is from source
- Go to table VICMEASCN:
  - If VICMEASCN-INTERNO has more than one line then look VICMEASCN-VALIDTO is equal to blank or unconverted value to 31.12.9999 then get that active line else, as-is from source
- Go to table VITMPY:
  - If VITMPY-INTERNO and VITMPY-TERMTYPE='1100' has more than one line then look VITMPY-VALIDTO is equal to blank or unconverted value to 31.12.9999 then get that active line else, as-is from source
- Go to table VITMRH:
  - Get frequency data as-is from source after passing VITMPY-INTERNO and VITMPY-TERMTYPE='1110'
- Go to table VITMOA:

- If VITMOA-INTERNO and VITMPY-TERMTYPE='1120' has more than one line then look VITMOA-VALIDTO is equal to blank or unconverted value to 31.12.9999 then get that active line else, as-is from source
- Go to table VICDCOND:
  - If VICDCOND-INTERNO has more than one line and VICDCOND-CONDDELETE is not equal to 'X' and VICDCOND-CONDTYPE is not equal to 'ZDTO'. From the output, if VICDCOND-CONDTYPE is same then look for active line where VICDCOND-CONDVALIDTO is equal to blank or unconverted value to 31.12.9999 and VICDCOND-CONDVALIDTO is greater than or equal to 'Cutover date' then get all those active lines else, as-is from source.  
Note: Valid date is greater than Cutover date is a valid scenario for future condition prices
- Go to table VICERULE:
  - If VICERULE-INTERNO has more than one line and VICERULE-CERULE is same then look for active lines where VICERULE-VALIDTO is equal to blank or unconverted value to 31.12.9999 and VICERULE-CONSBEG is latest date interval then get that active lines for each valuation rules VICERULE-CERULE else, as-is from source

There are 2 group go-live as below:

- Group 1 go-live is planned for 1 July 2028
- Group 2 go-live is planned for 1 Jan 2029

RE-FX Contracts will be migrated to respective group go live as described in [Enterprise Structure Catalog - Google Sheets](#) (worksheet 10. Company code).

List of source systems and approximate number of records

Source	Scope	Source Approx No. of Records	Target System	Target Approx. No. of Records
PF2	RE-FX Lease Contracts (Lease-In)	1,870	S/4 HANA	Will be same as Source, unless any new contracts and/or deactivation before Go-live
WP2	RE-FX Lease Contracts (Lease-In and Lease-Out)	2,070	S/4 HANA	Will be same as Source, unless any new contracts and/or deactivation before Go-live

## Additional Information

### Multi-language Requirement

RE-FX Lease Contracts are currently managed in either English or Non-English languages in the legacy. However, in the to-be design and according to KDD055, the master data standard will be implemented in the following core languages listed below.

- English (EN)
- French (FR)
- Italian (IT)
- Chinese (ZN)
- Brazilian Portuguese (PT)
- German (DE)
- Spanish (ES)

Other non-English language requirements were not finalized during the developing of this document, A custom WRICEF development is proposed by Functional team to include an additional custom field to meet multilingual requirements, which is subject to approval. If approved, each lease contract will have two 'name' fields: 1. Contract name and 2. Contract name EN. Contract names will be updated as-is from legacy and Contract name EN will be automatically translated to English in target S4HANA if they are not in English. For conversion, no translations are expected throughout the migration process.

### Document Management

N/A

### Legal Requirement

There are no legal requirements relevant to data migration of RE-FX Lease Contracts

### Special Requirements

N/A

## Target Design

All lease contracts and line items must be prepared in the pre-load file for the new valuation rules introduced in the target system.

The technical design of the target for this conversion approach.

Sheet Name	Table	Field	Data Element	Field Description	Data Type	Length	Requirement
Real Estate Contract - Data	VICNCN	BUKRS	BUKRS	Company Code	CHAR	4	Mandatory
Real Estate Contract - Data	VICNCN	RECNNR	RECNUMBER	Contract Number	CHAR	13	Mandatory
Real Estate Contract - Data	VICNCN	RECNTYPE	RECNCNTRACTTYPE	Contract Type	CHAR	4	Mandatory
Real Estate Contract - Data	VICNCN	RECNTXT	RECNTXT	Contract Description	CHAR	80	Mandatory
Real Estate Contract - Data	VICNCN	RECNDAT	RECNDAT	Date of Contract Conclusion	DATS	8	Conditional
Real Estate Contract - Data	VICNCN	RECND2DAT	RECND2DAT	Date of Second Signature	DATS	8	NU
Real Estate Contract - Data	VICNCN	RECNBEG	RECNCNBEG	Date of contract start	DATS	8	Mandatory
Real Estate Contract - Data	VICNCN	RECNEEND1ST	RECNEEND1ST	Date of First Contract End	DATS	8	Conditional
Real Estate Contract - Data	VICNCN	AUTHGRP	RECAAUTHGRP	Authorization Group	CHAR	40	NU
Real Estate Contract - Data	VICNCN	RECNTLAW	SMIETR	Tenancy law	CHAR	5	NU
Real Estate Contract - Data	VICNCN	RECNTXTOLD	RECNTXTOLD	Number of Old Contract	CHAR	20	Conditional
Real Estate Contract - Data	VICNCN	RECNCNBUKRSCOLLECT	RECNCNBUKRSCOLLECT	Company Code of Main Contract	CHAR	4	Conditional
Real Estate Contract - Data	VICNCN	RECNCNRCOLLECT	RECNCNRCOLLECT	Number of Real Estate Main Contract	CHAR	13	Conditional
Real Estate Contract - Data	VICNCN	INDUSTRY	BU_IND_SECTOR	Industry	CHAR	10	NU
Real Estate Contract - Data	VICNCN	SRRELEVANT	RECNSALESRENTRELEVANT	Indicator: Relevant to Sales	CHAR	1	NU
Real Estate Contract - Data	VICNCN	RESPONSIBLE	RECARESPONSIBLE	Person Responsible	CHAR	12	System
Real Estate Contract - Data	VICNCN	RECNDPO	RECDCFCSTARTFROM	Cash Flow Generated Starting On	DATS	8	Mandatory
Real Estate Contract - Data	VICNCN	CFPOSTINGFROM	RECDCFCPOSTINGFROM	First Posting from	DATS	8	Optional
Real Estate Contract - Data	VICNCN	POSSDATEFROM	REBDPOSSDATEFROM	Date From Which the Object Is Made Available for Use	DATS	8	NU
Real Estate Contract - Data	VICNCN	POSSDATETO	REBDPOSSDATETO	Date Up to Which the Object Is Used	DATS	8	NU
Real Estate Contract - Data	VICNCN	RECNCNCURR	RECNCNCURR	Currency	CHAR	5	Mandatory
Real Estate Contract - Data	VICNCN	RELEVANTEVAL	RELEVANTEVAL	Valuation Relevance	CHAR	10	Mandatory
Real Estate Contract - Data	VICNCN	Custom Field 1 (source ZZCONV)	Custom Field 1 (source ZZCONV)	Icertis ID	CHAR	8	Optional
Real Estate Contract - Data	VICNCN	Customer Field 2 (source ZZVENDID)	Customer Field 2 (source ZZVENDID)	Vendor Contract ID	CHAR	20	Optional
Real Estate Contract - Data	VICNCN	Custom Field 3	Custom Field 3	PO Number	CHAR	10	Optional
Real Estate Contract - Data	VICNCN	Custom Field 4	Custom Field 4	PO Item Number	CHAR	5	Optional
Object Assigned to Term	VIBDCNSU BJECT	ADJUSTNUMBER	REBDADJUSTNUMBER	Line ID (i.e., Group Number)	NUMC	4	Mandatory
Object Assigned to Term		Create an utility field in Syniti ADMM to collect 'CONTRACT_OBJECT_TYPE'		Business Object Type	CHAR	2	Optional
Object Assigned to Term		Create an utility field in Syniti ADMM to collect 'CONTRACT_OBJECT_ID'		ID Part of Contract Object (i.e. Group Number)	NUMC	4	Optional
Objects		Create an utility field in Syniti ADMM to collect 'CONTRACT_OBJECT_TYPE'		Business Object Type	CHAR	2	Mandatory
Objects	VIBDCNSU BJECT	ADJUSTNUMBER	REBDADJUSTNUMBER	ID Part of Contract Object (i.e. Group Number)	NUMC	4	Mandatory
Objects	VIBDOBJASS	VALIDFROM	REBDRELVALIDFROM	Date: Relationship Valid From	DATS	8	Optional
Objects	VIBDOBJASS	VALIDTO	REBDRELVALIDTO	Date: Relationship Valid To	DATS	8	Optional
Objects	VIBDCNSU BJECT	ADJUSTNUMBER	REBDADJUSTNUMBER	Group Number	NUMC	4	Optional
Objects	VIBDOBJASS	ASSIGNONLYINFO	REBDASSIGNONLYINFO		CHAR	1	Optional

Objects	VIBDCNSU BJECT	XCNSUBJECT	REBDCNSUBJECT	Name for Contract Item	CHAR	60	Mandatory
Objects	Create an utility field in Syniti ADMM to collect 'OBJECT_TYPE_ACCT'			Business Object Type of Account Assignment	CHAR	2	Mandatory
Objects	VIBDCNSU BJECT	ACCTOBJNR	REBDACCTOBJNR	Object Number Account Assignment	CHAR	22	Mandatory
Objects	VIBDCNSU BJECT	CNSUBJECTTYPE	REBDCNSUBJECTTYPE	Type of Contract Object	CHAR	6	Mandatory
Measurements	VICNMEAS CN	OBJNRTRG	RECNSOBJNR	Object Number of Object with Differing Measurement	CHAR	22	Conditional
Measurements	VICNMEAS CN	MEAS	REBDMEAS	Measurement Type	CHAR	4	Conditional
Measurements	VICNMEAS CN	MEASVALUE	REBDMEASVALUE	Measurement Amount: Available	QUAN	17 with Decimal 4	Conditional
Measurements	VICNMEAS CN	MEASUNIT	REBDMEASUNIT	Measurement Unit	UNIT	3	Conditional
Measurements	VICNMEAS CN	VALIDFROM	REBDMEASVALIDFROM	Date: Measurement Valid From	DATS	8	Optional
Measurements	VICNMEAS CN	VALIDTO	REBDMEASVALIDTO	Date: Measurement Valid To	DATS	8	Conditional
Organizational Assignments	VITMOA	TERMNO	RETMTERMNO	Line ID (i.e. Term Number)	CHAR	4	System
Organizational Assignments	VITMTERM	XTERM	RETMXTERM	Name of Term	CHAR	60	Optional
Organizational Assignments	VITMOA	VALIDFROM	RETMTERMVALIDFROM	Valid-From Date of Term	DATS	8	Optional
Organizational Assignments	VITMOA	VALIDTO	RETMTERMVALIDTO	Valid-To Date of Term	DATS	8	Optional
Organizational Assignments	VITMOA	GSBER	GSBER	Business Area	CHAR	4	Optional
Organizational Assignments	VITMOA	PRCTR	PRCTR	Profit Centre	CHAR	10	Mandatory
Organizational Assignments	VITMOA	TXJCD	TXJCD	Tax Jurisdiction	CHAR	15	Optional
Organizational Assignments	VITMOA	FUND	RERAFUND	Fund	CHAR	24	Optional
Organizational Assignments	VITMOA	FUNDSCENTER	RERAFUNDSCENTER	Funds Centre	CHAR	24	Optional
Organizational Assignments	VITMOA	COMMITMENTITEM	RERACOMMITMENTITEM	Commitment Item	CHAR	24	Optional
Organizational Assignments	VITMOA	FUNCTIONALAREA	RERAFUNCTIONALAREA	Functional Area	CHAR	24	NU
Organizational Assignments	VITMOA	GRANTNUMBER	RERAGRANTNUMBER	Grant	CHAR	24	Optional
Organizational Assignments	VITMOA	MEASURE	RERAMEASURE	Program in Funds Management	CHAR	24	Optional
Organizational Assignments	VITMOA	BUDGETPERIOD	RERABUDGETPERIOD	FM: Budget Period	CHAR	24	Optional
Posting Terms	VITMPY	TERMNO	RETMTERMNO	Line ID (i.e. Term Number)	CHAR	4	Mandatory
Posting Terms	VITMPY	VALIDFROM	RETMTERMVALIDFROM	Valid-From Date of Term	DATS	8	Optional
Posting Terms	VITMPY	VALIDTO	RETMTERMVALIDTO	Valid-To Date of Term	DATS	8	Optional
Posting Terms	VITMTERM	XTERM	XTERM	Name of Term	CHAR	60	Optional
Posting Terms	VITMPY	PYMTMETH	RERAPYMTMETH	Payment Method	CHAR	4	NU
Posting Terms	VITMPY	PYMTBLOCK	RERAPYMTBLOCK	Payment block key	CHAR	4	NU
Posting Terms	VITMPY	PYMTTERM	RERAPYMTTERM	Terms of Payment Key	CHAR	4	NU
Posting Terms	VITMPY	HOUSEBKID	RERAHOUSEBKID	Key for House Bank	CHAR	15	NU
Posting Terms	VITMPY	BANKDETAILID	RERABANKDETAILID	Bank Details ID	CHAR	15	NU
Posting Terms	VITMPY	NOTETOPAYEE	RERANOTETOPAYEE	Note to Payee	CHAR	25	NU
Posting Terms	VITMPY	DUNNAREA	RERADUNNAREA	Dunning Area	CHAR	4	NU
Posting Terms	VITMPY	DUNNBLOCK	RERADUNNBLOCK	Dunning Block	CHAR	4	NU
Posting Terms	VITMPY	ACCDKEY	RERAACCDKEY	Account Determination Value	CHAR	10	Mandatory
Posting Terms	VITMPY	TAXTYPE	RERATAXTYPE	Tax Type	CHAR	4	System
Posting Terms	VITMPY	TAXGROUP	RERATAXGROUP	Tax Group	CHAR	20	System
Posting Terms	VITMPY	ISGROSS	RECDISGROSS	Condition Amount Is Gross Amount	CHAR	1	NU
Posting Terms	VITMPY	PARTNER	BU_PARTNER	Business Partner Number	CHAR	10	Mandatory
Posting Terms	VITMPY	HOUSEBKACC	RERAHOUSEBKACC	Key for House Bank Account	CHAR	15	NU

Posting Terms	VITMPY	PYMTMETHCRMO	RERAPYMTMETHCRMO	Payment Method for Credit Memos	CHAR	4	Optional
Posting Terms	VITMPY	DUNNKEY	RERADUNNKEY	Dunning Keys	CHAR	4	Optional
Posting Terms	VITMPY	TXJCD	TXJCD	Tax Jurisdiction	CHAR	15	Optional
Posting Terms	VITMPY	CTRULE	RECACTRULE	Currency Translation Rule	CHAR	20	System
Frequency Terms	VITMRH	TERMNO	RETMTERMNO	Line ID (i.e Term Number)	CHAR	4	System
Frequency Terms	VITMTERM	XTERM	XTERM	Name of Term	CHAR	60	System
Frequency Terms	VITMRH	VALIDFROM	RETMTERMVALIDFROM	Valid-From Date of Term	DATS	8	Optional
Frequency Terms	VITMRH	VALIDTO	RETMTERMVALIDTO	Valid-To Date of Term	DATS	8	Optional
Frequency Terms	VITMRH	FREQUENCY	RECFREQUENCY	Number of Frequency Units of Period	NUMC	3	Mandatory
Frequency Terms	VITMRH	FREQUENCYUNIT	RECFREQUENCYUNIT	Frequency Unit	NUMC	1	Mandatory
Frequency Terms	VITMRH	WEEKFROM	RECDWEEKFROM	Start of Week for Weekly Frequencies	NUMC	1	Optional
Frequency Terms	VITMRH	MONTHFROM	RECDMONTHFROM	Start of Frequency for Daily, Monthly, and Yearly Frequency	NUMC	2	Mandatory
Frequency Terms	VITMRH	CONDVALUEREFER	RECDCONDVALUEREFER	Condition Amount Reference	NUMC	1	Mandatory
Frequency Terms	VITMRH	CONDVALUEREFDIF	RECDCONDVALUEREFDIF	Condition Amount Reference Differences	NUMC	1	Optional
Frequency Terms	VITMRH	PRORATE	RECDPRORATE	Pro Rata Method	NUMC	1	Optional
Frequency Terms	VITMRH	CALCMETHPER	RECDCALCMETHPER	Calculation method for time-dependent periods	NUMC	1	Optional
Frequency Terms	VITMRH	PAYMENTFORMRH	RECDPAYMENTFORMRH	Payment Form (Period Start, Mid-Period, In Arrears, Example)	NUMC	1	System
Partners	VIBPOBJREL	PARTNER	BU_PARTNER	Business Partner Number	CHAR	10	Mandatory
Partners	VIBPOBJREL	ROLE	REBPROLE	Business Partner: Role	CHAR	6	Mandatory
Partners	VIBPOBJREL	SUBROLE	REBPSUBROLE	Business Partner: Role Type	CHAR	4	Optional
Conditions	VICNCN	RECNNR	RECNUMBER	Contract Number	CHAR	13	Mandatory
Conditions	VICNCN	RECNTYPE	RECNCNCONTRACTTYPE	Contract Type	CHAR	4	Mandatory
Conditions	Create an utility field in ADMM to get sequential conditional number			Condition Item No	CHAR	4	Mandatory
Conditions	VICDCOND	CONDTYPE	RECDCONDTYPE	Condition Type	CHAR	4	Mandatory
Conditions	VICDCOND CALC	VALUEVALIDFROM	RECDVALIDFROM	Date from when condition is valid	DATS	8	Conditional
Conditions	VICDCOND CALC	VALUEVALIDTO	RECDVALIDTO	Date up to when condition is valid	DATS	8	Mandatory
Conditions	VICDCOND	CONDCURR	RECDCONDCURR	Currency of Condition Item	CUKY	5	System
Conditions	VICDCOND	DUEDATEUP	RECDUEDATEUP	Due Date for Follow-up Postings	DATS	8	Optional
Conditions	VICDCOND	TERMNOPY	RECDTERMNOPY	Number of Posting Term	CHAR	4	Optional
Conditions	VICDCOND	TERMNORH	RECDTERMNORH	Number of Frequency Term	CHAR	4	Optional
Conditions	VICDCOND	TERMNOOA	RECDTERMNOOA	Number of Organizational Assignment Term	CHAR	4	Optional
Conditions	VICDCOND	UNITPRICE	RECDUNITPRICE	Unit Price	DEC	19 with Decimal 6	Mandatory
Conditions	VICDCOND	CALCRULE	RECDCALCRULE	Calculation Formula	CHAR	4	Mandatory
Conditions	VICDCOND	DISTRULE	RECDDISTRULE	Distribution Formula	CHAR	4	Optional
Conditions	VICDCOND	CONDPURPOSEEXT	RECDCONDPURPOSEEXT	Conditions - External Purpose	CHAR	4	Mandatory
Conditions	VICDCOND	UNIQUECOND	RECDUNIQUECOND	Condition Is One-Time Condition	CHAR	1	System
Conditions	VICDCOND	INFOCOND	RECDINFOCOND	Statistical or Informational Condition	CHAR	1	System
Conditions	VICDCOND	CFPOSTINGFROM	RECDCFPOSTINGFROM	First Posting From	DATS	8	NU
Conditions	VICDCOND	TERMNOPYSCS	RECDTERMNOPYSCS	Service Charge Settlement Posting Term	CHAR	4	System
Valuation Rule	VICERULE	TERMNO	RETMTERMNO	Line ID (i.e. Term Number)	CHAR	4	Mandatory
Valuation Rule	VICERULE	XCRULE	RECEXCRULE	Name of Valuation Rule	CHAR	60	System
Valuation Rule	VICERULE	VALIDFROM	RETMTERMVALIDFROM	Valid-From Date of Term	DATS	8	System
Valuation Rule	VICERULE	VALIDTO	RETMTERMVALIDTO	Valid-To Date of Term	DATS	8	System
Valuation Rule	VICERULE	CERULE	RECECERULE	Valuation Rule	CHAR	10	Mandatory
Valuation Rule	VICERULE	CONSBEG	RECECONSBEG	Start of Consideration	DATS	8	Conditional
Valuation Rule	VICERULE	POSTBEG	RECEPOSTBEG	First Posting From	DATS	8	NU
Valuation Rule	VICERULE	NA	NA	Asset Object Type	CHAR	2	Mandatory
Valuation Rule	VICERULE	ASSETOBJNR	RECEASOBJNR	Object Number - Asset	CHAR	22	Conditional
Valuation Rule	VICERULE	INTERESTRATE	RECEINTERESTRATE	Interest Rate	DEC	15 decimals with 10	Mandatory
Valuation Rule	VICERULE	TERMNORH	RECETERMNORH	Number of Frequency Term	CHAR	4	Optional

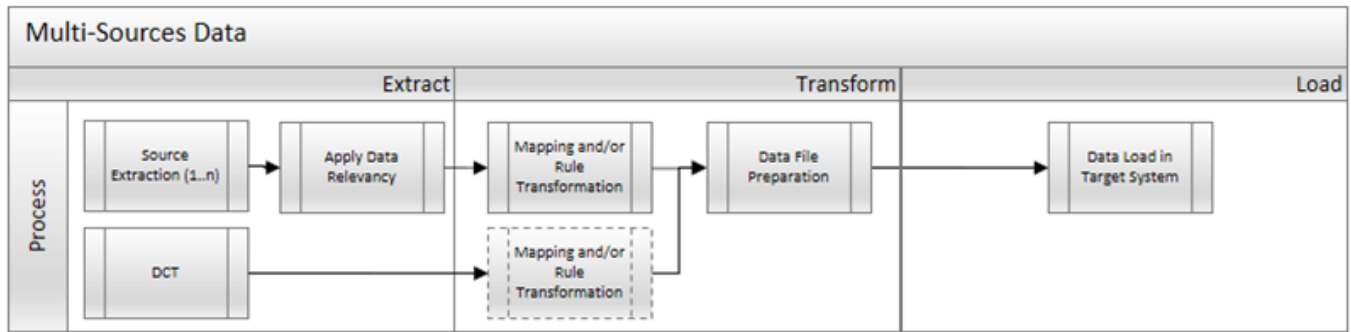
Valuation Rule	VICERULE	DISTRULE	RECDDISTRULE	Distribution Formula	CHAR	4	System
Valuation Rule	VICERULE	PROBABLEEND	RECEPROBABLEEND	Probable End	DATS	8	Optional
Valuation Rule	VICERULE	STATUSRULE	RECESTATUSRULE	Icon Status for Valuation Rule	CHAR	1	System
Valuation Rule	VICERULE	STATUSREASON	RECESTATUSREASON	Status Reason for Valuation Rule	CHAR	1	System
Valuation Rule	VICERULE	PROCESSBEHAVIOR	RECEPROCESSBEHAVIOR	Valuation Behaviour	CHAR	1	System
Valuation Rule	VICERULE	NOTE	RECENOTE	Valuation Note	CHAR	100	Optional
Valuation Rule	VICERULE	USEFULLIFEEND	RECEUSEFULLIFEEND	End of Usage RoU	DATS	8	Optional
Valuation Rule	VICERULE	STATUSEVAL	RECESTATUSEVALUATION	Icon Valuation Status	CHAR	1	System
Valuation Rule	VICERULE	RULECURR	RECERULECURR	Valuation Rule Currency	CUKY	5	System

## Data Cleansing

ID	Criticality	Error Message /Report Description	Rule	Output	Source System
1	Medium	Deactivated Lease Contracts	<p>Terminated or concluded lease contracts must be closed and all related postings need to be posted and deactivated.</p> <p><u>Rule:</u></p> <p>1. Get contract numbers from VICNCN-BUKRS where BUKRS represents company codes in scope. <del>and VICNCN-RECNEENDABS is greater than or equal to 'Cutover date'</del></p> <p>2. From the output in step-1, pass VICNCN-INTERNO to VICERULE-INTERNO and VICERULE-VALIDTO is equal to blank or converted value to '99991231' or Blank (or converted value 99991231 / 00000000) to get active record where VICERULE-CONSBEG is latest time internal for all the valuation rules VICERULE-CERULE where VICERULE-CESLTYPE is 'A'. After this, pass asset numbers from VICERULE-ASSETOBJNUMBER into ANLA where ANLA-DEACT is equal to blank. Finally, pass VICNCN-INTERNO and check VICNCN-RECNEENDABS is less than or equal to 'Cutover date' or 'Blank (or converted value 99991231)', <del>and VICERULE-PROBABLEEND is less than or equal to 'Cutover date' to get active record where VICERULE-CONSBEG is latest time internal and VICERULE-PROBABLEEND is NE to blank for all the valuation rules VICERULE-CERULE.</del></p>	After cleansing, Lease contracts and associated ROU assets will have 'Deactivated' status.	SAP ECC - PF2/WP2
2	Medium	Lease POs commitments match with IFRS 16 Active Lease Contracts	<p>Review all Lease POs against active IFRS 16 Lease Contracts that they match the commitments in source system. Otherwise, correct the incorrect values i.e., PO values, Qty, Lease dates and so on.</p> <p><u>Rule:</u></p> <p>Get contract numbers from VICNCN-BUKRS where BUKRS represents company codes in scope and VICNCN-RECNEENDABS is greater than or equal to 'Cutover date' or 'Blank' to get source PO numbers VICNCN-ZZVEND where PO number is numerical but not consistent at source as below.</p> <p>1) <u>PO number with no line item specified:</u> Check all the line items of PO where KNTTP is 'L' or 'H' and highlight in comments as per below findings:  1.1. If all Line items are flagged for Deletion (EKPO-LOEKZ -&gt;Blank) then report shows "PO has deletion flag for all line items where AAC is L or H"  1.2. If PO has any of the active line (EKPO-LOEKZ =Blank) then report shows 'PO has active line item where AAC is L or H'</p> <p>2) <u>PO number with specific line item:</u>  If ZZVEND contains PO number and that PO number with specific line item should not have block/delete indicator EKPO-LOEKZ is equal to 'Blank' where that PO line item is EKPO-KNTTP is 'L' or 'H' then report shows "PO and Line Item - Deletion Flag". Else, report shows "PO and Line Item - Active"</p> <p>3) <u>PO number is available but none of the line item belongs to Leases:</u>  If ZZVEND contains PO number and that PO number having multiple lines where EKPO-KNTTP is not equal to 'L' or 'H' then report shows "PO active but none of the line item belongs to L or H"</p> <p>4) <u>Alpha / Alpha Numeric:</u>  If ZZVEND contains Alpha or Alpha Numeric then report show "Alpha / Alpha Numeric"</p> <p>5) <u>PO number is blank (No Data):</u>  If ZZVEND is BLANK then report show "PO number is blank (No Data)"</p> <p>6) <u>PO - Not Found:</u>  If ZZVEND contains Numeric but PO Number is not available in EKKO then report shows "PO - Not Found".</p> <p><del>4. Get contract numbers from VICNCN-BUKRS where BUKRS represents company codes in scope and VICNCN-RECNEENDABS is greater than or equal to 'Cutover date' to get source PO numbers VICNCN-ZZVEND where PO number is numerical but not consistent at source as below:</del></p> <p>i) If ZZVEND contains 4513261330/40 — in this case, there are two PO's: 4513261330 and 4513261340. These POs should not have any block/delete indicator EKPO-LOEKZ is equal to blank. This needs to be reported if an associated contract is active from step 4</p> <p>ii) If ZZVEND contains 4512363024/130 — in this case, the PO number 4512363024 and PO Item No. 130. These POs should not have any block/delete indicator EKPO-LOEKZ is equal to blank. This needs to be reported if an associated contract is active from step 4</p> <p>iii) If ZZVEND contains 'Alpha numeric' and this is not present in table EKPO-EBELN. This needs to be reported if an associated contract is active from step 4</p> <p>iv) If ZZVEND contains no details — This needs to be reported if an associated contract is active from step 4</p>	The PO values are as per the commitment values for the IFRS 16 Lease Contracts, which align with the target Syway RE-FX design where each active lease contract must assign to the Lease PO	SAP ECC - PF2/WP2

## Conversion Process

The high-level ETL process is illustrate by the diagram below. Note: DCT is not applicable for this object 1076. DCT is shown in table below, for reference only.



The conversion process will be largely automated using Syniti ADMM as the conversion tool:

Process	Activity
<b>Extract</b>	<p>Extract involves collecting data from the source.</p> <p>The source is a SAP system, Extract means to pull the required data from source systems into repository using Syniti ADMM. There are 2 steps for this method:</p> <ol style="list-style-type: none"> <li>1. Perform full data extraction from relevant RE-FX tables in the source system(s).</li> <li>2. Apply Relevancy criteria for filtering the data that will be applicable according to Target Design.</li> </ol>
<b>Transform</b>	<p>There are 2 steps of Transform activities that can happen in ADMM:</p> <ol style="list-style-type: none"> <li>1. Perform mapping and data transformation rules. Some data will need to be mapped to the to-be values and/or updated according to the rules as per design requirement in target system.</li> <li>2. Prepare load-ready data in the structure and format that is required for loading via SAP Data Migration Cockpit or any other standard tool. This step also produces the load data ready for business to perform Pre-load Data Validation.</li> </ol>
<b>Load</b>	<p>This process includes:</p> <ol style="list-style-type: none"> <li>1. Execute the automated data load into target S4HANA system using load tool.</li> <li>2. Once the data is loaded to target system, it will be extracted and prepared for Post Load Data Validation.</li> </ol>

## Data Privacy and Sensitivity

N/A

## Extraction

The RE-FX Lease contract master data records shall be extracted from SAP ECC and migrated using the Syniti Migrate. There are 2 possibilities:

1. The data exists. Syniti Migrate connects to the source and loads the data into Syniti Migrate. There are 3 methods:
  - a. Perform full data extraction from relevant tables in the source system(s).
  - b. Perform extraction through the application layer.
  - c. Only if cannot connect to the source, data is loaded to the repository from the provided source system extract/report.
2. The data does not exist (or cannot be converted from its current state). The data is manually collected by the business directly in Syniti Migrate. This is to be conducted using DCT (Data Collection Template) in Syniti Migrate. Note: DCT is not applicable for this object 1076

The agreed Relevancy criteria is applied to the extracted records to identify the records that are applicable for the Target loads

## Extraction Run Sheet

Apply relevancy rule/s before Extraction Run

Req #	Requirement Description	Team Responsible
1	Extract all active and released RE-FX Lease Contracts from table VICNCN in PF2 and WP2.	Syniti team
2	Extract Object data of RE-FX Lease Contracts from table VIBDOBJASS / VIBDCNSUBJECT in PF2 and WP2	Syniti team
3	Extract Measurements data of RE-FX Lease Contracts from table VICNMEASCN in PF2 and WP2	Syniti team

4	Extract Organizational data of RE-FX Lease Contracts from table VITMOA in PF2 and WP2	Syniti team
5	Extract Posting Terms data of RE-FX Lease Contracts from table VITMPY in PF2 and WP2	Syniti team
6	Extract Frequency Terms data of RE-FX Lease Contracts from table VITMRH in PF2 and WP2	Syniti team
7	Extract Business Partner (aka Vendors/Customers) data of RE-FX Lease Contracts from table VIBPOBJREL in PF2 and WP2	Syniti team
8	Extract Conditions data of RE-FX Lease Contracts from table VICDCOND in PF2 and WP2	Syniti team
9	Extract Valuation Rules data of RE-FX Lease Contracts from table VICERULE in PF2 and WP2	Syniti team

## Selection Screen

Selection Ref Screen	Parameter Name	Selection Type	Requirement	Value to be entered/set
N/A				

## Data Collection Template (DCT)

Field Name	Field Description	Rule
N/A		

## Extraction Dependencies

Item #	Step Description	Team Responsible
1	Contracts which are already concluded and no longer valuated shall not be migrated	Data Team
2	Data cleansing of legacy RE-FX lease contracts where contracts that are no longer active will be concluded / deactivated	Business
3	All active IFRS 16 lease contracts will include associated Lease POs. This has been included in the cleansing report since there are no lease POs for the Transport lease category in legacy	Business
4	The Purchase Orders for RE-FX Lease Contracts will be reviewed to ensure that the PO commitments match the lease contracts data for the remaining lease duration at a given mock cut-off date.	Business

## Transformation

The Target fields are mapped to the applicable Legacy field that will be its source, this is a 3-way activity involving the Business, Functional team and Data team. This identifies the transformation activity required to allow Syniti Migrate ADMM to make the data Target ready:

1. Perform value mapping and data transformation rules.
  - a. Legacy values are mapped to the to-be values (this could include a default value)
  - b. Values are transformed according to the rules defined in
2. Prepare target-ready data in the structure and format that is required for loading via prescribed Load Tool. This step also produces the load data ready for business to perform Pre-load Data Validation

## Transformation Run Sheet

Item #	Step Description	Team Responsible
1	Define the target load structure	Data team
2	Map the target fields to the source fields as per the transformation rules	Data team
3	Apply transformation rules	Syniti team
4	Execute ETL job	Syniti team
5	Generate Error reports	Syniti team

6	Log and resolve defects	Data team
7	Generate Pre-load reports	Syniti team
8	Generate load file	Syniti team
9	Generate post load reports	Syniti team

## Transformation Rules

	Rule #	Source system	Source Table	Source Field	Source Description	Target System	Target Table	Target Field	Target Description	Transformation Logic
Real Estate Contract - Data	1	SAP ECC-PF2 & WP2	VICNCN	BUKRS	Company Code	SAP S/4HANA	VICNCN	BUKRS	Company Code	<b>Value mapping:</b> Company Code mappings from source to target Go to table VICNCN-BUKRS where BUKRS is the company code in scope for PF2 and WP2
Real Estate Contract - Data	2	SAP ECC-PF2 & WP2	VICNCN	RECNNR	Contract Number	SAP S/4HANA	VICNCN	RECNNR	Contract Number	Populate this field with the legacy contract number from PF2 and WP2 Go to table VICNCN-BUKRS where BUKRS is the company code in scope and VICNCN-RECNDABS is greater than or equal to 'Cutover date' and get active contract numbers VICNCN-RECNNR
Real Estate Contract - Data	3	SAP ECC-PF2 & WP2	VICNCN	RECNTYPE	Contract Type	SAP S/4HANA	VICNCN	RECNTYPE	Contract Type	<b>Value mapping:</b> Contract type mappings from source to target Go to table VICNCN-BUKRS where BUKRS is the company code in scope VICNCN-BUKRS where BUKRS represents company codes in scope and VICNCN-RECNDABS is greater than or equal to 'Cutover date' and get active contract types VICNCN-RECNTYPE
Real Estate Contract - Data	4	SAP ECC-PF2 & WP2	VICNCN	RECNTXT	Contract Description	SAP S/4HANA	VICNCN	RECNTXT	Contract Description	Populate this field with the legacy PF2 and WP2
Real Estate Contract - Data	5	SAP ECC-PF2 & WP2	VICNCN	RECNDAT	Date of Contract Conclusion	SAP S/4HANA	VICNCN	RECNDAT	Date of Contract Conclusion	For conversion: Populate this field with legacy PF2 and WP2 where, contracts are active. Else, left empty
Real Estate Contract - Data	6	SAP ECC-PF2 & WP2	VICNCN	RECNBEG	Date of contract start	SAP S/4HANA	VICNCN	RECNBEG	Date of contract start	The contract start date must be the same as legacy PF2 and WP2
Real Estate Contract - Data	7	SAP ECC-PF2 & WP2	VICNCN	RECND1ST	Date of First Contract End	SAP S/4HANA	VICNCN	RECND1ST	Date of First Contract End	The contract end date must be the same as legacy PF2 and WP2 Rule: Copy from field End of Term VICNCN-RECNDABS. If End of Term VICNCN-RECNDABS is equal to blank, go to table RETM_PERIOD_S-RNENDNEW to get contract end date  <b>Note:</b> RETM_PERIOD_S is SAP structure and unable to get SAP table for this field. However, this will be checked during the design phase to see if any suitable table is available.
Real Estate Contract - Data	8	SAP ECC-PF2 & WP2	VICNCN	RECNTXOLD	Number of Old Contract	SAP S/4HANA	VICNCN	RECNTXOLD	Number of Old Contract	Populate this field with the legacy contract number VICNCN-RECNNR from PF2 and WP2
Real Estate Contract - Data	9	SAP ECC-PF2 & WP2	VICNCN	RECNCOLLECT	Company Code of Main Contract	SAP S/4HANA	VICNCN	RECNCOLLECT	Company Code of Main Contract	This is only applicable for Sub-lease scenarios where source contract type is L001. For conversion, get the legacy value and update with S4 value from Co Code mapping table. Note: As of Nov 2025, this scenario is applicable for WP2
Real Estate Contract - Data	10	SAP ECC-PF2 & WP2	VICNCN	RECNCOLLECT	Number of Real Estate Main Contract	SAP S/4HANA	VICNCN	RECNCOLLECT	Number of Real Estate Main Contract	This is only applicable for Sub-lease scenarios where source contract type is L001 (legacy contract type VICNCN-RECNTYPE=L001). For conversion, get the legacy contract VICNCN-RECNNR and update with S4 value from the loads. Note: As of Nov 2025, this scenario is applicable for WP2
Real Estate Contract - Data	11	SAP ECC-PF2 & WP2	VICNCN	RESPONSIBLE	Person Responsible	SAP S/4HANA	VICNCN	RESPONSIBLE	Person Responsible	Automatically filled by the system with the user who migrated the RE-FX contract in S4
Real Estate Contract - Data	12	SAP ECC-PF2 & WP2	VICNCN	RECNDPO	Cash Flow Generated Starting On	SAP S/4HANA	VICNCN	RECNDPO	Cash Flow Generated Starting On	Populate this field with the legacy PF2 and WP2
Real Estate Contract - Data	13	SAP ECC-PF2 & WP2	VICNCN	CFPOSTINGFROM	First Posting from	SAP S/4HANA	VICNCN	CFPOSTINGFROM	First Posting from	Populate this field with the legacy PF2 and WP2
Real Estate Contract - Data	14	SAP ECC-PF2 & WP2	VICNCN	RECNCURR	Currency	SAP S/4HANA	VICNCN	RECNCURR	Currency	Populate this field with the legacy PF2 and WP2

Real Estate Contract - Data	15	SAP ECC-PF2 & WP2	VICNCN	RELEVANT EVAL	Valuation Relevance	SAP S /4HANA	VICNCN	RELEVANT EVAL	Valuation Relevance	The valuation relevance must always be filled in with indicator "X" "IFRS16" which is an IFRS16 Relevant for Lease Valuation.
Real Estate Contract - Data	16	SAP ECC-PF2 & WP2	VICNCN	ZZCONV	Icertis ID	SAP S /4HANA	VICNCN	Custom Field 1	Icertis ID	Custom field: Map this field based on legacy Convergence ID Go to table VICNCN-BUKRS where BUKRS is the company code in scope VICNCN-BUKRS where BUKRS represents company codes in scope and VICNCN-RECNDABS is greater than or equal to 'Cutover date' and get convergence ID VICNCN-ZZCONV <b>Note:</b> This custom field will be added to the LTMC migration template via Configuration throughout the functional design as it's not available while designing this specification
Real Estate Contract - Data	17	SAP ECC-PF2 & WP2	VICNCN	ZZVENDID	Vendor Contract ID	SAP S /4HANA	VICNCN	Custom Field 2	Vendor Contract ID	Custom field: Map this field based on legacy Vendor Contract ID Go to table VICNCN-BUKRS where BUKRS is the company code in scope VICNCN-BUKRS where BUKRS represents company codes in scope and VICNCN-RECNDABS is greater than or equal to 'Cutover date' and get convergence ID VICNCN-ZZVENDID  Copy from the source as-is and if vendor contract id is equal to PO number and if that PO number is available in value mapping table obtained from the 'Open PO Migration' then update converted PO number in the target else, source value as-is. <b>Note:</b> This custom field will be added to the LTMC migration template via Configuration throughout the functional design as it's not available while designing this specification
Real Estate Contract - Data	18	SAP ECC-PF2 & WP2	VICNCN	ZZVENDID	Vendor Contract ID	SAP S /4HANA	VICNCN	Custom Field 3	PO Number	Value Mapping from legacy PO and Item number to target PO and Item number. Custom field: Map this field based on legacy PO number and update with converted target PO number.  If source PO number is not available in value mapping table obtained from the 'Open PO Migration' then blank. <b>Note:</b> - This custom field will be added to the LTMC migration template via Configuration throughout the functional design as it's not available while designing this specification - For each active lease contract, an associated lease PO and item number (assumed 1 PO with 1 line item number) will be available from source to target as per the target design. - Open PO's managed via object 9045
Real Estate Contract - Data	19	SAP ECC-PF2 & WP2	VICNCN	Custom Field 2	PO Item Number	SAP S /4HANA	VICNCN	Custom Field 4	PO Item Number	Value Mapping from legacy PO and Item number to target PO and Item number. Custom field: Map this field based on legacy PO item number and update with converted target PO item number.  Copy from the source as-is and if vendor contract id is equal to PO number and that if that PO number is available in value mapping table then update converted PO number in the target else, source value as-is. <b>Note:</b> - This custom field will be added to the LTMC migration template via Configuration throughout the functional design as it's not available while designing this specification - For each active lease contract, an associated lease PO and item (assumed 1 PO with 1 line item number) will be available from source to target as per the target design. - Open PO's managed via object 9045
Object Assigned to Term	20	SAP ECC-PF2 & WP2	VICNCN	BUKRS	Company Code	SAP S /4HANA	VICNCN	BUKRS	Company Code	For Conversion: Copy from worksheet-Real Estate Contract-Data
Object Assigned to Term	21	SAP ECC-PF2 & WP2	VICNCN	RECNNR	Contract Number	SAP S /4HANA	VICNCN	RECNNR	Contract Number	For Conversion: Copy from worksheet-Real Estate Contract-Data
Object Assigned to Term	22	SAP ECC-PF2 & WP2	VICNCN	RECNTYPE	Contract Type	SAP S /4HANA	VICNCN	RECNTYPE	Contract Type	For Conversion: Copy from worksheet-Real Estate Contract-Data
Object Assigned to Term	23	SAP ECC-PF2 & WP2	VIBDCNSU BJECT	ADJUSTNUM MBER	Group Number	SAP S /4HANA	VIBDCNSU BJECT	ADJUSTNUM MBER	Line ID (i.e. Group Number)	Rule: Go to VICNCN-RECNNR and get VICNCN-OBJNR, pass OBJNR onto VIBDOBJASS-OBJNRSRC. From the output, get VIBDOBJASS-OBJNRTRG. Go to table VIBDCNSUBJECT-OBJNR and get ADJUSTNUMBER. Example: 0010, 0020 and so on
Object Assigned to Term	24	SAP ECC-PF2 & WP2	NA	NA	Business Object Type	SAP S /4HANA	Get it from an utility field in Syniti ADMM to collect 'CONTRACT_OBJECT_TYPE'	Business Object Type	Business Object Type	For conversion: Constant "J4"  Note: Object type J4 relates to Cost Centre and PR relates WBS. At Syway, Lease contracts will be assigned to the Cost Center as a real cost object. Whereas, WBS is also assigned in some contracts but they are Statistical purpose.
Object Assigned to Term	25	SAP ECC-PF2 & WP2	VIBDCNSU BJECT	ADJUSTNUM MBER	Group Number	SAP S /4HANA	VIBDCNSU BJECT	ADJUSTNUM MBER	Group Number (LTMC Field - CONTRACT_OBJECT_ID)	Rule: Go to VICNCN-RECNNR and get VICNCN-OBJNR, pass OBJNR onto VIBDOBJASS-OBJNRSRC. From the output, get VIBDOBJASS-OBJNRTRG. Go to table VIBDCNSUBJECT-OBJNR and get ADJUSTNUMBER. Example: 0010, 0020 and so on
Objects	26	SAP ECC-PF2 & WP2	VICNCN	BUKRS	Company Code	SAP S /4HANA	VICNCN	BUKRS	Company Code	For Conversion: Copy from worksheet-Real Estate Contract-Data
Objects	27	SAP ECC-PF2 & WP2	VICNCN	RECNNR	Contract Number	SAP S /4HANA	VICNCN	RECNNR	Contract Number	For Conversion: Copy from worksheet-Real Estate Contract-Data
Objects	28	SAP ECC-PF2 & WP2	VICNCN	RECNTYPE	Contract Type	SAP S /4HANA	VICNCN	RECNTYPE	Contract Type	For Conversion: Copy from worksheet-Real Estate Contract-Data
Objects	29	SAP ECC-PF2 & WP2	NA	NA	Business Object Type	SAP S /4HANA	Get it from an utility field in Syniti ADMM to collect 'CONTRACT_OBJECT_TYPE'	Business Object Type	Business Object Type	For conversion: Constant "J4"  Note: Object type J4 relates to Cost Center and PR relates WBS. At Syway, Lease contracts will be assigned to the Cost Center as a real cost object. Whereas, WBS is also assigned in some contracts but they are Statistical purpose.

Objects	30	SAP ECC- PF2 & WP2	VIBDCNSU BJECT	ADJUSTNU MBER	Group Number	SAP S /4HANA	VIBDCNSU BJECT	ADJUSTNU MBER	Contract Object ID (i.e. Group Number)	Rule: Go to VICNCN-RECNNR and get VICNCN-OBJNR, pass OBJNR onto VIBDOBJASS-OBJNRSRC. From the output, get VIBDOBJASS-OBJNRTRG. Go to table VIBDCNSUBJECT- OBJNR and get ADJUSTNUMBER. Example: 0010, 0020 and so on
Objects	31	SAP ECC- PF2 & WP2	VIBDOBJASS	VALIDFROM	Date: Relationship Valid From	SAP S /4HANA	VIBDOBJA SS	VALIDFROM	Date: Relationship Valid From	Populate this field with the legacy PF2 and WP2 Rule: Go to VICNCN-RECNNR and get VICNCN-OBJNR, pass OBJNR onto VIBDOBJASS-OBJNRSRC to get relationship valid from VIBDOBJASS-VALIDFROM
Objects	32	SAP ECC- PF2 & WP2	VIBDOBJASS	VALIDTO	Date: Relationship Valid To	SAP S /4HANA	VIBDOBJA SS	VALIDTO	Date: Relationship Valid To	Populate this field with the legacy PF2 and WP2 Rule: Go to VICNCN-RECNNR and get VICNCN-OBJNR, pass OBJNR onto VIBDOBJASS-OBJNRSRC to get relationship valid from VIBDOBJASS-VALIDTO
Objects	33	SAP ECC- PF2 & WP2	NA	NA	NA	SAP S /4HANA	Get it from an utility field in Syniti ADMM to collect 'OBJECT_GROUP_TEXT'		For Conversion, default to 'Object Group'	
Objects	34	SAP ECC- PF2 & WP2	VIBDCNSU BJECT	ADJUSTNU MBER	Group Number	SAP S /4HANA	VIBDCNSU BJECT	ADJUSTNU MBER	Group Number (LTMC field - OBJECT_GROU P_NUMBER )	Rule: Go to VICNCN-RECNNR and get VICNCN-OBJNR, pass OBJNR onto VIBDOBJASS-OBJNRSRC. From the output, get VIBDOBJASS-OBJNRTRG. Go to table VIBDCNSUBJECT- OBJNR and get ADJUSTNUMBER. Example: 0010, 0020 and so on
Objects	35	SAP ECC- PF2 & WP2	VIBDOBJASS	ASSIGNON LYINFO	Informational Assignment	SAP S /4HANA	VIBDOBJA SS	ASSIGNON LYINFO	Informational Assignment	Populate this field with the legacy PF2 and WP2 Rule: Go to VICNCN-RECNNR and get VICNCN-OBJNR, pass OBJNR onto VIBDOBJASS-OBJNRSRC. From the output, get VIBDOBJASS-ASSIGNONLYINFO where OBJNRTRG starts with 'PR'.
Objects	36	SAP ECC- PF2 & WP2	VIBDCNSU BJECT	XCNSUBJE CT	Name for Contract Item	SAP S /4HANA	VIBDCNSU BJECT	XCNSUBJE CT	Name for Contract Item	For conversion: Copy from field VICNCN-RECNTXT which is a Contract name that will be truncated if the field length exceeds 60 char.
Objects	37	SAP ECC- PF2 & WP2	VIBDCNSU BJECT	ACCTOBJNR	Business Object Type of Account Assignment	SAP S /4HANA	Get it from an utility field in Syniti ADMM to collect 'OBJECT_TYPE_ACCT'		Business Object Type of Account Assignment	For conversion: Constant "KS" (i.e. J4) if cost center is being used. VIBDCNSUBJECT-OBJECT_TYPE_ACCT and it should be the 2 left characters from this field left VIBDCNSUBJECT-ACCTO BJNR..2. Options are KS, PR and sometimes blank. However, blank lines may be inactive. <b>Rule:</b> - Go to VICNCN-RECNNR and get VICNCN-OBJNR, pass OBJNR onto VIBDOBJASS-OBJNRSRC. From the output, get VIBDOBJASS-OBJNRTRG where OBJNRTRG starts with 'J4'. Constant "WBS" (i.e. PR) if WBS element is being used. - Rule: Go to VICNCN-RECNNR and get VICNCN-OBJNR, pass OBJNR onto VIBDOBJASS-OBJNRSRC. From the output, get VIBDOBJASS-OBJNRTRG where OBJNRTRG starts with 'PR'. <b>Note:</b> For Syway project, all contracts will be assigned to cost center as a real cost object. <b>Note:</b> For some contracts, both account assignment object types KS & PR were assigned for a given contract number.
Objects	38	SAP ECC- PF2 & WP2	VIBDCNSU BJECT	ACCTOBJNR	Object Number Account Assignment	SAP S /4HANA	VIBDCNSU BJECT	ACCTOBJNR	Object Number Account Assignment	<b>Value mapping:</b> Cost Center and WBS mappings from source to target  Rule to cost center: Go to VICNCN-RECNNR and get VICNCN- OBJNR, pass OBJNR onto VIBDOBJASS-OBJNRSRC. From the output, get VIBDOBJASS-OBJNRTRG. Go to table VIBDCNSUBJECT-OBJNR and get account assignment object VIBDCNSUBJECT-ACCTOBJNR.  Rule to get WBS element:  Go to VICNCN-RECNNR and get VICNCN-OBJNR, pass OBJNR onto VIBDOBJASS-OBJNRSRC. From the output, get VIBDOBJASS-OBJNRTRG. Go to table PRPS and pass OBJNR (from VIBDOBJASS-OBJNRTRG) and get WBS element PRPS-POSNR.  Example:  WP2: PR00239343 - we have to recover the wbs element with value from PRPS-POSID where PRPS-OBJECT = PR00239343.  For conversion: This field will be concatenated with controlling area followed by slash i.e. '/'. Ex: CO01/XXXXX, where XXXXXX is a cost center <b>Note:</b> Some contracts are assigned to WBS elements besides the cost centers. For Lease contracts, it was decided that the WBS elements are only for Statistical (field VIBDOBJASS- ASSIGNONLYINFO) i.e., informational purpose and Cost centers are real cost object.
Objects	39	SAP ECC- PF2 & WP2	VIBDCNSU BJECT	CNSUBJEC TTYPE	Type of Contract Object	SAP S /4HANA	VIBDCNSU BJECT	CNSUBJEC TTYPE	Type of Contract Object	<b>Value mapping:</b> Object Type mappings from source to target Rule: Go to VICNCN-RECNNR and get VICNCN-OBJNR, pass OBJNR onto VIBDOBJASS-OBJNRSRC. From the output, get VIBDOBJASS-OBJNRTRG. Go to table VIBDCNSUBJECT- OBJNR and get CNSUBJECTTYPE.
Measu rements	40	SAP ECC- PF2 & WP2	VICNMEAS CN	OBJNRTRG	Object Number of Object with Differing Measurement	SAP S /4HANA	VICNMEAS CN	OBJNRTRG	Object Number of Object with Differing Measurement	Populate this field from the legacy PF2 and WP2. This is applicable to S4 contract type 'Z104 and Z105' only. Rule: Go to VICNCN-BUKRS = Pass company codes that are applicable and get VICNCN-INTERNO, pass INTERNO onto VICNMEASCN-INTERNO to get differing measurement object VICNMEASCN-OBJNRTRG and replace object ID 'J4' with 'COB'. Example: J40010002074, J40020002085 from legacy, the object id is J4 and object number 0010 and this will be replaced in S4 with COB 0010 and so on  <b>Note:</b> This field will be configured and added to the LTMC template during the design as it's currently unavailable.
Measu rements	41	SAP ECC- PF2 & WP2	VICNMEAS CN	MEAS	Measurement Type	SAP S /4HANA	VICNMEAS CN	MEAS	Measurement Type	<b>Value mapping:</b> Measurement Type mappings from source to target Rule: Go to VICNCN-BUKRS = Pass company codes that are applicable and get VICNCN-INTERNO, pass INTERNO onto VICNMEASCN-INTERNO to get Measurement Type VICNMEASCN-MEAS  <b>Note:</b> This field will be configured and added to the LTMC template during the design as it's currently unavailable.

Measurements	42	SAP ECC-PF2 & WP2	VICNMEAS CN	MEASVALUE	Measurement Amount: Available	SAP S /4HANA	VICNMEAS CN	MEASVALUE	Measurement Amount: Available	Populate this field with the legacy PF2 and WP2 Rule: Go to VICNCN-BUKRS = Pass company codes that are applicable and get VICNCN-INTERNO, pass INTERNO onto VICNMEASCN-INTERNO to get amount VICNMEASCN-MEASVALUE  <b>Note:</b> This field will be configured and added to the LTMC template during the design as it's currently unavailable.
Measurements	43	SAP ECC-PF2 & WP2	VICNMEAS CN	MEASUNIT	Measurement Unit	SAP S /4HANA	VICNMEAS CN	MEASUNIT	Measurement Unit	Populate this field with the legacy PF2 and WP2 Rule: Go to VICNCN-BUKRS = Pass company codes that are applicable and get VICNCN-INTERNO, pass INTERNO onto VICNMEASCN-INTERNO to get amount VICNMEASCN-MEASUNIT  <b>Note:</b> This field will be configured and added to the LTMC template during the design as it's currently unavailable.
Measurements	44	SAP ECC-PF2 & WP2	VICNMEAS CN	VALIDFROM	Date: Measurement Valid From	SAP S /4HANA	VICNMEAS CN	VALIDFROM	Date: Measurement Valid From	Populate this field with the legacy PF2 and WP2 Rule: Go to VICNCN-BUKRS = Pass company codes that are applicable and get VICNCN-INTERNO, pass INTERNO onto VICNMEASCN-INTERNO to get Measurement valid from VICNMEASCN-VALIDFROM  <b>Note:</b> This field will be configured and added to the LTMC template during the design as it's currently unavailable.
Measurements	45	SAP ECC-PF2 & WP2	VICNMEAS CN	VALIDTO	Date: Measurement Valid To	SAP S /4HANA	VICNMEAS CN	VALIDTO	Date: Measurement Valid To	Populate this field with the legacy PF2 and WP2 Rule: Go to VICNCN-BUKRS = Pass company codes that are applicable and get VICNCN-INTERNO, pass INTERNO onto VICNMEASCN-INTERNO to get Measurement valid from VICNMEASCN-VALIDTO  <b>Note:</b> This field will be configured and added to the LTMC template during the design as it's currently unavailable.
Organizational Assignments	46	SAP ECC-PF2 & WP2	VICNCN	BUKRS	Company Code	SAP S /4HANA	VICNCN	BUKRS	Company Code	For Conversion: Copy from worksheet-Real Estate Contract-Data
Organizational Assignments	47	SAP ECC-PF2 & WP2	VICNCN	RECNR	Contract Number	SAP S /4HANA	VICNCN	RECNR	Contract Number	For Conversion: Copy from worksheet-Real Estate Contract-Data
Organizational Assignments	48	SAP ECC-PF2 & WP2	VICNCN	RECNTYPE	Contract Type	SAP S /4HANA	VICNCN	RECNTYPE	Contract Type	For Conversion: Copy from worksheet-Real Estate Contract-Data
Organizational Assignments	49	SAP ECC-PF2 & WP2	NA	NA	NA	SAP S /4HANA	Get it from an utility field in Syntii ADMM to collect 'KEY_ID'		Line_ID	Constant with '0010' Rule: If more than one Line ID is found for a given contract, get latest line id with active time interval. Go to VICNCN-BUKRS = Pass company codes that are applicable and get VICNCN-INTERNO, pass INTERNO onto VITMOA-INTERNO to get active time interval from VITMOA-VALIDFROM where Valid To=99991231.
Organizational Assignments	50	SAP ECC-PF2 & WP2	VITMOA	TERMNO	Term Number	SAP S /4HANA	VITMOA	TERMNO	Term Number	Auto generated by the system
Organizational Assignments	51	SAP ECC-PF2 & WP2	VITMTERM	XTERM	Name of Term	SAP S /4HANA	VITMTERM	XTERM	Name of Term	Rule: Go to VICNCN-BUKRS = Pass company codes that are applicable and get VICNCN-INTERNO, pass INTERNO onto VITMTERM-INTERNO and VITMTERM-TREMTYPE is '1120' and get Name of term from the output.
Organizational Assignments	52	SAP ECC-PF2 & WP2	VITMOA	VALIDFROM	Valid-From Date of Term	SAP S /4HANA	VITMOA	VALIDFROM	Valid-From Date of Term	Populate this field with the legacy PF2 and WP2 Rule: Go to VICNCN-BUKRS = Pass company codes that are applicable and get VICNCN-INTERNO, pass INTERNO onto VITMOA-INTERNO to get Valid from VITMOA-VALIDFROM from the output. If there are two line ids exist for a given INTERNO, get VALIDFROM where Valid From is NE blank and Valid To=99991231.
Organizational Assignments	53	SAP ECC-PF2 & WP2	VITMOA	VALIDTO	Valid-To Date of Term	SAP S /4HANA	VITMOA	VALIDTO	Valid-To Date of Term	Populate this field with the legacy PF2 and WP2 Rule: Go to VICNCN-BUKRS = Pass company codes that are applicable and get VICNCN-INTERNO, pass INTERNO onto VITMOA-INTERNO to get Valid To VITMOA-VALIDTO from the output where 'Valid To' is converted value to "99991231"
Organizational Assignments	54	SAP ECC-PF2 & WP2	VITMOA	GSBER	Business Area	SAP S /4HANA	VITMOA	GSBER	Business Area	Rule: Go to VICNCN-BUKRS = Pass company codes that are applicable and get VICNCN-INTERNO, pass INTERNO onto VITMOA-INTERNO to get Business Area VITMOA-GSBER from the output. Note: As per MDS, this is not going to be used in Syway. So left with blank
Organizational Assignments	55	SAP ECC-PF2 & WP2	VITMOA	PRCTR	Profit Center	SAP S /4HANA	VITMOA	PRCTR	Profit Center	<b>Value mapping:</b> Profit Center mappings from source to target Rule: Go to VICNCN-BUKRS = Pass company codes that are applicable and get VICNCN-INTERNO, pass INTERNO onto VITMOA-INTERNO to get Profit Center VITMOA-PRCTR from the output where Valid To=99991231.  Validation report for Profit center must be matched with the one assigned in the cost center mentioned in the Tab-Object under 'ID Part of Account Assignment Object'. CSKS-PRCTR.

Organizational Assignments	56	SAP ECC-PF2 & WP2	VITMOA	TXJCD	Tax Jurisdiction	SAP S /4HANA	VITMOA	TXJCD	Tax Jurisdiction	For conversion - Left with blank for now.  This rule will only apply if TAXJD is applicable in target. Populate this field with the legacy PF2 and WP2 Rule: Go to VICNCN-BUKRS = Pass company codes that are applicable and get VICNCN-INTERNO, pass INTERNO onto VITMOA-INTERNO to get Tax Jurisdiction VITMOA-TXJCD from the output. <b>Note:</b> This is dependant on Functional design in Syway. Therefore, this will be decided at a later state whether to populate or not.
Organizational Assignments	57	SAP ECC-PF2 & WP2	VITMOA	FUND	Fund	SAP S /4HANA	VITMOA	FUND	Fund	Left with blank
Organizational Assignments	58	SAP ECC-PF2 & WP2	VITMOA	FUNDSCEN TER	Funds Center	SAP S /4HANA	VITMOA	FUNDSCEN TER	Funds Center	Left with blank
Organizational Assignments	59	SAP ECC-PF2 & WP2	VITMOA	COMMITME NTITEM	Commitment Item	SAP S /4HANA	VITMOA	COMMITM ENTITEM	Commitment Item	Left with blank
Organizational Assignments	60	SAP ECC-PF2 & WP2	VITMOA	FUNCTION ALAREA	Functional Area	SAP S /4HANA	VITMOA	FUNCTION ALAREA	Functional Area	Left with blank
Organizational Assignments	61	SAP ECC-PF2 & WP2	VITMOA	GRANTNUM BER	Grant	SAP S /4HANA	VITMOA	GRANTNU MBER	Grant	Left with blank
Organizational Assignments	62	SAP ECC-PF2 & WP2	VITMOA	MEASURE	Program in Funds Management	SAP S /4HANA	VITMOA	MEASURE	Program in Funds Management	Left with blank
Organizational Assignments	63	SAP ECC-PF2 & WP2	VITMOA	BUDGETPE RIOD	FM: Budget Period	SAP S /4HANA	VITMOA	BUDGETP ERIOD	FM: Budget Period	Left with blank
Posting Terms	64	SAP ECC-PF2 & WP2	VICNCN	BUKRS	Company Code	SAP S /4HANA	VICNCN	BUKRS	Company Code	For Conversion: Copy from worksheet-Real Estate Contract-Data
Posting Terms	65	SAP ECC-PF2 & WP2	VICNCN	RECNNR	Contract Number	SAP S /4HANA	VICNCN	RECNNR	Contract Number	For Conversion: Copy from worksheet-Real Estate Contract-Data
Posting Terms	66	SAP ECC-PF2 & WP2	VICNCN	RECNTYPE	Contract Type	SAP S /4HANA	VICNCN	RECNTYPE	Contract Type	For Conversion: Copy from worksheet-Real Estate Contract-Data
Posting Terms	67	SAP ECC-PF2 & WP2	NA	NA	NA	SAP S /4HANA	Get it from an utility field in Syniti ADMM to collect 'KEY_ID'		Line_ID	Constant with '0010' Rule: If more than one Line ID is found for a given contract, get latest line id with active time interval. Go to VICNCN-BUKRS = Pass company codes that are applicable and get VICNCN-INTERNO, pass INTERNO onto VITMPY-INTERNO to get active time interval where valid to is equal to converted value 99 991231.
Posting Terms	68	SAP ECC-PF2 & WP2	VITMPY	TERMNO	Term Number	SAP S /4HANA	VITMPY	TERMNO	Term Number	Auto generated by the system
Posting Terms	69	SAP ECC-PF2 & WP2	VITMPY	VALIDFROM	Valid-From Date of Term	SAP S /4HANA	VITMPY	VALIDFROM	Valid-From Date of Term	Populate this field with the legacy PF2 and WP2 Rule: Go to VICNCN-BUKRS = Pass company codes that are applicable and get VICNCN-INTERNO, pass INTERNO onto VITMPY-INTERNO to get Valid from VITMPY-VALIDFROM from the output. If there are two line ids exist for a given INTERNO, get VALIDFROM where it's not equal to blank.
Posting Terms	70	SAP ECC-PF2 & WP2	VITMPY	VALIDTO	Valid-To Date of Term	SAP S /4HANA	VITMPY	VALIDTO	Valid-To Date of Term	Populate this field with the legacy PF2 and WP2 Rule: Go to VICNCN-BUKRS = Pass company codes that are applicable and get VICNCN-INTERNO, pass INTERNO onto VITMPY-INTERNO to get Valid To VITMPY-VALIDTO from the output where Valid To=99991231.
Posting Terms	71	SAP ECC-PF2 & WP2	VITMTERM	XTERM	Name of Term	SAP S /4HANA	VITMTERM	XTERM	Name of Term	Rule: Go to VICNCN-BUKRS = Pass company codes that are applicable and get VICNCN-INTERNO, pass INTERNO onto VITMTERM-INTERNO and VITMTERM-TREMTYPE is '1100' and get Name of term from the output.
Posting Terms	72	SAP ECC-PF2 & WP2	VITMPY	PYMTMETH	Payment Method	SAP S /4HANA	VITMPY	PYMTMETH	Payment Method	This is not going to be used in Syway. So left with blank
Posting Terms	73	SAP ECC-PF2 & WP2	VITMPY	PYMTBLOCK	Payment block key	SAP S /4HANA	VITMPY	PYMTBLO CK	Payment block key	This is not going to be used in Syway. So left with blank
Posting Terms	74	SAP ECC-PF2 & WP2	VITMPY	PYMTTERM	Terms of Payment Key	SAP S /4HANA	VITMPY	PYMTTERM	Terms of Payment Key	This is not going to be used in Syway. So left with blank
Posting Terms	75	SAP ECC-PF2 & WP2	VITMPY	HOUSEBKID	Key for House Bank	SAP S /4HANA	VITMPY	HOUSEBKID	Key for House Bank	This is not going to be used in Syway. So left with blank
Posting Terms	76	SAP ECC-PF2 & WP2	VITMPY	BANKDETA LID	Bank Details ID	SAP S /4HANA	VITMPY	BANKDETA LID	Bank Details ID	This is not going to be used in Syway. So left with blank

Posting Terms	77	SAP ECC-PF2 & WP2	VITMPY	NOTETOPA YEE	Note to Payee	SAP S /4HANA	VITMPY	NOTETOPAYEE	Note to Payee	This is not going to be used in Syway. So left with blank
Posting Terms	78	SAP ECC-PF2 & WP2	VITMPY	DUNNAREA	Dunning Area	SAP S /4HANA	VITMPY	DUNNAREA	Dunning Area	This is not going to be used in Syway. So left with blank
Posting Terms	79	SAP ECC-PF2 & WP2	VITMPY	DUNNBLOCK	Dunning Block	SAP S /4HANA	VITMPY	DUNNBLOCK	Dunning Block	This is not going to be used in Syway. So left with blank
Posting Terms	80	SAP ECC-PF2 & WP2	VITMPY	ACCDETKEY	Account Determination Value	SAP S /4HANA	VITMPY	ACCDETKEY	Account Determination Value	<p><u>Value mappings:</u> Account Determination Value mapping from source to target</p> <p>Will be provided with a value mapping table with these fields to get the ACCDETKEY because ACCDETKEY is blank in both PF2 and WP2</p> <ol style="list-style-type: none"> <li>CONTRACT TYPE</li> <li>CNSUBJECTTYPE (From table VIBDCNSUBJECT) ACCDETKEY</li> </ol> <p>Rule: Go to VICNCN-BUKRS = Pass company codes that are applicable and get VICNCN-INTERNO, pass INTERNO onto VITMPY-INTERNO to get Account Determination Value VITMPY-ACCDETKEY from the output. If this is blank in legacy, will need to follow the value mappings in the combination of Contract Type and Object Type to get Account Determination Value.</p>
Posting Terms	81	SAP ECC-PF2 & WP2	VITMPY	TAXTYPE	Tax Type	SAP S /4HANA	VITMPY	TAXTYPE	Tax Type	Auto updated by the system
Posting Terms	82	SAP ECC-PF2 & WP2	VITMPY	TAXGROUP	Tax Group	SAP S /4HANA	VITMPY	TAXGROUP	Tax Group	Auto updated by the system
Posting Terms	83	SAP ECC-PF2 & WP2	VITMPY	ISGROSS	Condition Amount Is Gross Amount	SAP S /4HANA	VITMPY	ISGROSS	Condition Amount Is Gross Amount	This is not going to be used in Syway. So left with blank
Posting Terms	84	SAP ECC-PF2 & WP2	VITMPY	PARTNER	Business Partner Number	SAP S /4HANA	VITMPY	PARTNER	Business Partner Number	<p><u>Value mappings:</u> Business Partner mapping from source to target</p> <p>Rule: Go to VICNCN-BUKRS = Pass company codes that are applicable and get VICNCN-INTERNO, pass INTERNO onto VITMPY-INTERNO to get Business Partner Number VITMPY-PARTNER from the output</p>
Posting Terms	85	SAP ECC-PF2 & WP2	VITMPY	HOUSEBKACC	Key for House Bank Account	SAP S /4HANA	VITMPY	HOUSEBKACC	Key for House Bank Account	This is not going to be used in Syway. So left with blank
Posting Terms	86	SAP ECC-PF2 & WP2	VITMPY	PYMTMETHCRMO	Payment Method for Credit Memos	SAP S /4HANA	VITMPY	PYMTMETHCRMO	Payment Method for Credit Memos	This is not going to be used in Syway. So left with blank
Posting Terms	87	SAP ECC-PF2 & WP2	VITMPY	DUNNKEY	Dunning Keys	SAP S /4HANA	VITMPY	DUNNKEY	Dunning Keys	This is not going to be used in Syway. So left with blank
Posting Terms	88	SAP ECC-PF2 & WP2	VITMPY	TXJCD	Tax Jurisdiction	SAP S /4HANA	VITMPY	TXJCD	Tax Jurisdiction	<p>For Conversion: Left with blank for now.</p> <p>Populate this field with the legacy PF2 and WP2</p> <p>Rule: Go to VICNCN-BUKRS = Pass company codes that are applicable and get VICNCN-INTERNO, pass INTERNO onto VITMPY-INTERNO to get Tax Jurisdiction VITMPY-TXJCD from the output.</p> <p><b>Note:</b> This is a dependant on Functional design in Syway. Therefore, a final decision will be made at a later state.</p>
Posting Terms	89	SAP ECC-PF2 & WP2	VITMPY	CTRULE	Currency Translation Rule	SAP S /4HANA	VITMPY	CTRULE	Currency Translation Rule	Auto updated by the system
Frequency Terms	90	SAP ECC-PF2 & WP2	VICNCN	BUKRS	Company Code	SAP S /4HANA	VICNCN	BUKRS	Company Code	For Conversion: Copy from worksheet-Real Estate Contract-Data
Frequency Terms	91	SAP ECC-PF2 & WP2	VICNCN	RECNNR	Contract Number	SAP S /4HANA	VICNCN	RECNNR	Contract Number	For Conversion: Copy from worksheet-Real Estate Contract-Data
Frequency Terms	92	SAP ECC-PF2 & WP2	VICNCN	RECNTYPE	Contract Type	SAP S /4HANA	VICNCN	RECNTYPE	Contract Type	For Conversion: Copy from worksheet-Real Estate Contract-Data
Frequency Terms	93	SAP ECC-PF2 & WP2	NA	NA	NA	SAP S /4HANA	Get it from an utility field in Syniti ADMM to collect 'KEY_ID'	Line ID		<p>For Conversion: Constant with '0010'</p> <p>Rule: Get latest line id If more than one Line ID is found for a given contract. Go to VICNCN-BUKRS = Pass company codes that are applicable and get VICNCN-INTERNO, pass INTERNO onto VITMRH-INTERNO and VITMRH-TERMNO is equal to '1110' to get Line IDs VITMRH-TERMNO from the output and update with constant value '0010'</p> <p>Line IDs to be sequential number if more than one frequency term is assigned for a given contract. Ex: 1st frequency term is 0010, 2nd frequency term is 0020 and so on</p>
Frequency Terms	94	SAP ECC-PF2 & WP2	VITMRH	TERMNO	Term Number	SAP S /4HANA	VITMRH	TERMNO	Term Number	Auto updated by the system
Frequency Terms	95	SAP ECC-PF2 & WP2	VITMTERM	XTERM	Name of Term	SAP S /4HANA	VITMTERM	XTERM	Name of Term	Auto updated by the system
Frequency Terms	96	SAP ECC-PF2 & WP2	VITMRH	VALIDFROM	Valid-From Date of Term	SAP S /4HANA	VITMRH	VALIDFROM	Valid-From Date of Term	<p>Populate this field with the legacy PF2 and WP2</p> <p>Rule: Go to table VICNCN-RECNNR and get RE Key number VICNCN-INTERNO. Go to table VITMRH and pass VITMRH-INTERNO and VITMRH-TERMNO is equal to '1110' to get Valid from date VITMRH-VALIDFROM</p>
Frequency Terms	97	SAP ECC-PF2 & WP2	VITMRH	VALIDTO	Valid-To Date of Term	SAP S /4HANA	VITMRH	VALIDTO	Valid-To Date of Term	<p>Populate this field with the legacy PF2 and WP2</p> <p>Rule: Go to table VICNCN-RECNNR and get RE Key number VICNCN-INTERNO. Go to table VITMRH and pass VITMRH-INTERNO and VITMRH-TERMNO is equal to '1110' to get Valid To date VITMRH-VALIDTO</p>

Frequency Terms	98	SAP ECC-PF2 & WP2	VITMRH	FREQUENCY	Number of Frequency Units of Period	SAP S /4HANA	VITMRH	FREQUENCY	Number of Frequency Units of Period	Populate this field with the legacy PF2 and WP2 Rule: Get latest term number if more than one Term number is found for a given contract. Go to VICNCN-BUKRS = Pass company codes that are applicable and get VICNCN-INTERNO, pass INTERNO onto VITMRH-INTERNO and VITMRH-TERMTYPE is equal to '1110' to get Frequency VITMRH-FREQUENCY from the output
Frequency Terms	99	SAP ECC-PF2 & WP2	VITMRH	FREQUENCYUNIT	Frequency Unit	SAP S /4HANA	VITMRH	FREQUENCYUNIT	Frequency Unit	Populate this field with the legacy PF2 and WP2 Rule: Get latest term number if more than one Term number is found for a given contract. Go to VICNCN-BUKRS = Pass company codes that are applicable and get VICNCN-INTERNO, pass INTERNO onto VITMRH-INTERNO and VITMRH-TERMTYPE is equal to '1110' to get Frequency Unit VITMRH-FREQUENCYUNIT from the output
Frequency Terms	100	SAP ECC-PF2 & WP2	VITMRH	WEEKFROM	Start of Week for Weekly Frequencies	SAP S /4HANA	VITMRH	WEEKFROM	Start of Week for Weekly Frequencies	Populate this field with the legacy PF2 and WP2 Rule: Get latest term number if more than one Term number is found for a given contract. Go to VICNCN-BUKRS = Pass company codes that are applicable and get VICNCN-INTERNO, pass INTERNO onto VITMRH-INTERNO and VITMRH-TERMTYPE is equal to '1110' to get start of week VITMRH-WEEKFROM from the output
Frequency Terms	101	SAP ECC-PF2 & WP2	VITMRH	MONTHFROM	Start of Frequency for Daily, Monthly, and Yearly Frequency	SAP S /4HANA	VITMRH	MONTHFROM	Start of Frequency for Daily, Monthly, and Yearly Frequency	Populate this field with the legacy PF2 and WP2 Rule: Get latest term number if more than one Term number is found for a given contract. Go to VICNCN-BUKRS = Pass company codes that are applicable and get VICNCN-INTERNO, pass INTERNO onto VITMRH-INTERNO and VITMRH-TERMTYPE is equal to '1110' to get start of frequency VITMRH-MONTHFROM from the output
Frequency Terms	102	SAP ECC-PF2 & WP2	VITMRH	CONVALUEREFER	Condition Amount Reference	SAP S /4HANA	VITMRH	CONVALUEREFER	Condition Amount Reference	Populate this field with the legacy PF2 and WP2 Rule: Get latest term number if more than one Term number is found for a given contract. Go to VICNCN-BUKRS = Pass company codes that are applicable and get VICNCN-INTERNO, pass INTERNO onto VITMRH-INTERNO and VITMRH-TERMTYPE is equal to '1110' to get Condition reference VITMRH-CONVALUEREFER from the output
Frequency Terms	103	SAP ECC-PF2 & WP2	VITMRH	CONVALUEREFDIF	Condition Amount Reference Differences	SAP S /4HANA	VITMRH	CONVALUEREFDIF	Condition Amount Reference Differences	Populate this field with the legacy PF2 and WP2 Rule: Get latest term number if more than one Term number is found for a given contract. Go to VICNCN-BUKRS = Pass company codes that are applicable and get VICNCN-INTERNO, pass INTERNO onto VITMRH-INTERNO and VITMRH-TERMTYPE is equal to '1110' to get Condition differences VITMRH-CONVALUEREFDIF from the output
Frequency Terms	104	SAP ECC-PF2 & WP2	VITMRH	PRORATE	Pro Rata Method	SAP S /4HANA	VITMRH	PRORATE	Pro Rata Method	Populate this field with the legacy PF2 and WP2 Rule: Get latest term number if more than one Term number is found for a given contract. Go to VICNCN-BUKRS = Pass company codes that are applicable and get VICNCN-INTERNO, pass INTERNO onto VITMRH-INTERNO and VITMRH-TERMTYPE is equal to '1110' to get Prorata VITMRH-PRORATE from the output
Frequency Terms	105	SAP ECC-PF2 & WP2	VITMRH	CALCMETHOD	Calculation method for time-dependent periods	SAP S /4HANA	VITMRH	CALCMETHOD	Calculation method for time-dependent periods	Populate this field with the legacy PF2 and WP2 Rule: Get latest term number if more than one Term number is found for a given contract. Go to VICNCN-BUKRS = Pass company codes that are applicable and get VICNCN-INTERNO, pass INTERNO onto VITMRH-INTERNO and VITMRH-TERMTYPE is equal to '1110' to get Cal. method VITMRH-CALCMETHOD from the output
Frequency Terms	106	SAP ECC-PF2 & WP2	VITMRH	PAYMENTFORM	Payment Form (Period Start, Mid-Period, In Arrears, Example)	SAP S /4HANA	VITMRH	PAYMENTFORM	Payment Form (Period Start, Mid-Period, In Arrears, Example)	Populate this field with the legacy PF2 and WP2 Rule: Get latest term number if more than one Term number is found for a given contract. Go to VICNCN-BUKRS = Pass company codes that are applicable and get VICNCN-INTERNO, pass INTERNO onto VITMRH-INTERNO and VITMRH-TERMTYPE is equal to '1110' to get Payment form VITMRH-PAYMENTFORM from the output
Partners	107	SAP ECC-PF2 & WP2	VICNCN	BUKRS	Company Code	SAP S /4HANA	VICNCN	BUKRS	Company Code	For Conversion: Copy from worksheet-Real Estate Contract-Data
Partners	108	SAP ECC-PF2 & WP2	VICNCN	RECNNR	Contract Number	SAP S /4HANA	VICNCN	RECNNR	Contract Number	For Conversion: Copy from worksheet-Real Estate Contract-Data
Partners	109	SAP ECC-PF2 & WP2	VICNCN	RECNTYPE	Contract Type	SAP S /4HANA	VICNCN	RECNTYPE	Contract Type	For Conversion: Copy from worksheet-Real Estate Contract-Data
Partners	110	SAP ECC-PF2 & WP2	VIBOBJREL	PARTNER	Business Partner Number	SAP S /4HANA	VIBOBJREL	PARTNER	Business Partner Number	Value mappings: Business Partner (Vendor & Customer) mapping from source to target Rule: Go to VICNCN-BUKRS = Pass company codes that are applicable and get VICNCN-INTERNO, pass INTERNO onto VIBOBJREL-INTERNO to get active Business Partner Number VIBOBJREL-PARTNER from the output where Start of Relationship VIBOBJREL-VALIDFROM is not equal to blank when there are more than one BP is available for the same INTERNO. Else, follow the above logic.
Partners	111	SAP ECC-PF2 & WP2	VIBOBJREL	ROLE	Business Partner: Role	SAP S /4HANA	VIBOBJREL	ROLE	Business Partner: Role	Rule: Go to VICNCN-BUKRS = Pass company codes that are applicable and get VICNCN-INTERNO, pass INTERNO onto VIBOBJREL-INTERNO to get Business Partner Role VIBOBJREL-ROLE from the output. Mapping: - Legacy BP role ZLESS to be mapped to Target BP role TR0604 for Lease-in - Legacy BP role ZLESSEE to be mapped to TR0603 for Lease-out <b>Note:</b> BP role ZLESSEE is applicable for WP2 only.
Partners	112	SAP ECC-PF2 & WP2	VIBOBJREL	SUBROLE	Business Partner Role Type	SAP S /4HANA	VIBOBJREL	SUBROLE	Business Partner Role Type	Rule: Go to VICNCN-BUKRS = Pass company codes that are applicable and get VICNCN-INTERNO, pass INTERNO onto VIBOBJREL-INTERNO to get Business Partner Role Type VIBOBJREL-SUBROLE from the output.
Conditions	113	SAP ECC-PF2 & WP2	VICNCN	BUKRS	Company Code	SAP S /4HANA	VICNCN	BUKRS	Company Code	For Conversion: Copy from worksheet-Real Estate Contract-Data
Conditions	114	SAP ECC-PF2 & WP2	VICNCN	RECNNR	Contract Number	SAP S /4HANA	VICNCN	RECNNR	Contract Number	For Conversion: Copy from worksheet-Real Estate Contract-Data
Conditions	115	SAP ECC-PF2 & WP2	VICNCN	RECNTYPE	Contract Type	SAP S /4HANA	VICNCN	RECNTYPE	Contract Type	For Conversion: Copy from worksheet-Real Estate Contract-Data

Conditions	116	SAP ECC-PF2 & WP2	NA	NA	NA	SAP S /4HANA	Create an utility field in ADMM to get sequential conditional number		Condition Item No	Item Number to be sequential number if more than one condition is assigned for a given contract number. Ex: 0001 If condition type is R140, 0002 if condition type is R160 and so on Rule to get condition types: Go to VICNCN-BUKRS = Pass company codes that are applicable and get VICNCN-INTERNO, pass INTERNO onto VICDCOND-INTERNO and VICDCOND-CONDDELETE is NE to 'X' and VICDCOND-CONDTYPE is NE to 'ZDTO' and VICDCOND-VALIDTO is greater than or equal to 'Cutover date' to get active condition types from the output.
Conditions	117	SAP ECC-PF2 & WP2	VICDCOND	CONDTYPE	Condition Type	SAP S /4HANA	VICDCOND	CONDTYPE	Condition Type	<u>Value mappings:</u> Condition Type mappings from source to target Go to VICNCN-BUKRS = Pass company codes that are applicable and get VICNCN-INTERNO, pass INTERNO onto VICDCOND-INTERNO and VICDCOND-CONDDELETE is NE to 'X' and VICDCOND-CONDTYPE is NE to 'ZDTO-Net Worth Value' to get active condition types from the output.  For conversion: Will need to add extra constant condition type 'Z999 - Net Worth Value' for each IFRS 16 contract and Valid from is to be updated with default to each 'Cutover date' and the unit price will be obtained from the ROU Assets object 9108. Probably, this will qualify for value mapping with the combination of Co Code, Contract number and ROU Asset number to get ROU Asset net book value for constant condition i.e., Z999.
Conditions	118	SAP ECC-PF2 & WP2	NA	NA	Object Type of Calculation	SAP S /4HANA	Get it from an utility field in Syniti ADMM to collect 'CALCULATION_OBJECT_TYPE'		Business Object Type of Calculation Object	For conversion: Constant "J4"
Conditions	119	SAP ECC-PF2 & WP2	VIBDCNSU BJECT	ADJUSTNUMBER	Group Number	SAP S /4HANA	VIBDCNSU BJECT	ADJUSTNUMBER	Group Number (LTMC Field - CALCULATION_OBJECT_ID)	For Conversion: Constant with '0010'
Conditions	120	SAP ECC-PF2 & WP2	NA	NA	Object Type of Calculation	SAP S /4HANA	Get it from an utility field in Syniti ADMM to collect 'DISTRIBUTION_OBJECT_TYPE'		Business Object Type of Distribution Object	For conversion: Constant "J4"
Conditions	121	SAP ECC-PF2 & WP2	VIBDCNSU BJECT	ADJUSTNUMBER	Group Number	SAP S /4HANA	VIBDCNSU BJECT	ADJUSTNUMBER	Group Number (LTMC Field - DISTRIBUTION_OBJECT_ID)	For Conversion: Constant with '0010'
Conditions	122	SAP ECC-PF2 & WP2	VICDCOND CALC	VALUEVALIDFROM	Date from when condition is valid	SAP S /4HANA	VICDCOND CALC	CONDVALIDFROM	Date from when condition is valid	Populate this field with the legacy PF2 and WP2 Go to VICNCN-BUKRS = Pass company codes that are applicable and get VICNCN-INTERNO, pass INTERNO onto VICDCOND-INTERNO and VICDCOND-CONDDELETE is NE to 'X' and VICDCOND-CONDTYPE is NE to 'ZDTO'. From the output get VICDCOND-INTERNO, pass INTERNO onto VICDCONDCALC-INTERNO and VICDCOND-VICDCONDCALC-VALUEVALIDTO is greater than or equal to 'Cutover date' to get condition valid from VICDCONDCALC-CONDVALIDFROM for all active conditions.  For conversion: Will need to add extra constant condition type 'Z999 - Net Worth Value' for each IFRS 16 contract and Valid from is to be updated with default to each 'Cutover date'
Conditions	123	SAP ECC-PF2 & WP2	VICDCOND CALC	VALUEVALIDTO	Date up to when condition is valid	SAP S /4HANA	VICDCOND CALC	CONDVALIDTO	Date up to when condition is valid	Populate this field with the legacy PF2 and WP2 Go to VICNCN-BUKRS = Pass company codes that are applicable and get VICNCN-INTERNO, pass INTERNO onto VICDCOND-INTERNO and VICDCOND-CONDDELETE is NE to 'X' and VICDCOND-CONDTYPE is NE to 'ZDTO'. From the output get VICDCOND-INTERNO, pass INTERNO onto VICDCONDCALC-INTERNO and VICDCOND-VICDCONDCALC-VALUEVALIDTO is greater than or equal to 'Cutover date' to get condition valid to VICDCONDCALC-CONDVALIDTO for all active conditions.
Conditions	124	SAP ECC-PF2 & WP2	VICDCOND	CONDCURR	Currency of Condition Item	SAP S /4HANA	VICDCOND	CONDCURR	Currency of Condition Item	Auto updated by the system
Conditions	125	SAP ECC-PF2 & WP2	VICDCOND	DUEDATEUP	Due Date for Follow-up Postings	SAP S /4HANA	VICDCOND	DUEDATEUP	Due Date for Follow-up Postings	Populate this field with the legacy PF2 and WP2
Conditions	126	SAP ECC-PF2 & WP2	VICDCOND	TERMNOPY	Number of Posting Term	SAP S /4HANA	VICDCOND	TERMNOPY	Number of Posting Term	Populate this field with the legacy PF2 and WP2
Conditions	127	SAP ECC-PF2 & WP2	VICDCOND	TERMNORH	Number of Frequency Term	SAP S /4HANA	VICDCOND	TERMNORH	Number of Frequency Term	Populate this field with the legacy PF2 and WP2 Go to VICNCN-BUKRS = Pass company codes that are applicable and get VICNCN-INTERNO, pass INTERNO onto VICDCOND-INTERNO and VICDCOND-CONDDELETE is NE to 'X' and VICDCOND-CONDTYPE is NE to 'ZDTO' to get frequency term VICDCOND-TERMNORH where that condition valid to is active only, check VICDCONDCALC-INTERNO and VICDCONDCALC-VALUEVALIDTO is Greater than or Equal to 'Cutover date' to see whether condition is available in the output. If available, copy from legacy else, left with blank.
Conditions	128	SAP ECC-PF2 & WP2	VICDCOND	TERMNOOA	Number of Organizational Assignment Term	SAP S /4HANA	VICDCOND	TERMNOOA	Number of Organizational Assignment Term	Populate this field with the legacy PF2 and WP2

Conditions	129	SAP ECC-PF2 & WP2	VICDCOND	UNITPRICE	Unit Price	SAP S /4HANA	VICDCOND	UNITPRICE	Unit Price	<p>Populate this field with the legacy PF2 and WP2 Go to VICNCN-BUKRS = Pass company codes that are applicable and get VICNCN-INTERNO, pass INTERNO onto VICDCOND-INTERNO and VICDCOND-CONDELETE is NE to 'X' and VICDCOND-CONDTYPE is NE to 'ZDTO'. From the output get VICDCOND-INTERNO, pass INTERNO onto VICDCONDCALC-INTERNO and VICDCOND-VALUEVALDITO is greater than or equal to 'Cutover date' to get condition unit price from VICDCONDCALC-UNITPRICE CONDVALUE for all active conditions.</p> <p>Note: Please check SAP table TCURX to apply correct decimal places. Ex: JPY. The amount value as displayed to users in SAP screens and reports 10025 but internal database will store it as 100.25. During data conversion, these internal amounts must be converted to external amounts to ensure accuracy and consistency in the target Syway.</p> <p>For conversion: Unit price for constant condition type 'Z999 - Net Worth Value' for each IFRS 16 contract will be obtained from the value mapping with the combination of Co Code, Contract number and ROU Asset number to get ROU Asset net book value for constant condition i.e., Z999.</p>
Conditions	130	SAP ECC-PF2 & WP2	VICDCOND	CALCRULE	Calculation Formula	SAP S /4HANA	VICDCOND	CALCRULE	Calculation Formula	<p>Populate this field with the legacy PF2 and WP2</p> <p>Note: - If the calculation formula VICDCOND-CALCRULE is 'V', it applies only when the Measurement is active. - If the calculation formula VICDCOND-CALCRULE is 'S', it applies only when the Lease out is active. This will check if 'Company Code of Main Contract (VICNCN-RECNBUKRSCOLLECT)' and Number of Real Estate Main Contract (VICNCN-RECNRCOLLECT) are active.</p>
Conditions	131	SAP ECC-PF2 & WP2	VICDCOND	DISTRULE	Distribution Formula	SAP S /4HANA	VICDCOND	DISTRULE	Distribution Formula	Populate this field with the legacy PF2 and WP2
Conditions	132	SAP ECC-PF2 & WP2	VICDCOND	CONDPURPOSEEXT	Conditions - External Purpose	SAP S /4HANA	VICDCOND	CONDPURPOSEEXT	Conditions - External Purpose	Value mappings: Conditions external purpose mappings from source to target Populate this field with the legacy PF2 and WP2
Conditions	133	SAP ECC-PF2 & WP2	VICDCOND	UNIQUECOND	Condition Is One-Time Condition	SAP S /4HANA	VICDCOND	UNIQUECOND	Condition Is One-Time Condition	Auto updated by the system
Conditions	134	SAP ECC-PF2 & WP2	VICDCOND	INFOCOND	Statistical or Informational Condition	SAP S /4HANA	VICDCOND	INFOCOND	Statistical or Informational Condition	Auto updated by the system
Conditions	135	SAP ECC-PF2 & WP2	VICDCOND	CFPOSTINGFROM	First Posting From	SAP S /4HANA	VICDCOND	CFPOSTINGFROM	First Posting From	This is not going to be used in Syway. So left with blank
Conditions	136	SAP ECC-PF2 & WP2	VICDCOND	TERMNOPYSCS	Service Charge Settlement Posting Term	SAP S /4HANA	VICDCOND	TERMNOPYSCS	Service Charge Settlement Posting Term	Auto updated by the system
Valuation Rule	137	SAP ECC-PF2 & WP2	VICNCN	BUKRS	Company Code	SAP S /4HANA	VICNCN	BUKRS	Company Code	For Conversion: Copy from worksheet-Real Estate Contract-Data
Valuation Rule	138	SAP ECC-PF2 & WP2	VICNCN	RECNR	Contract Number	SAP S /4HANA	VICNCN	RECNR	Contract Number	For Conversion: Copy from worksheet-Real Estate Contract-Data
Valuation Rule	139	SAP ECC-PF2 & WP2	VICNCN	RECNTYPE	Contract Type	SAP S /4HANA	VICNCN	RECNTYPE	Contract Type	For Conversion: Copy from worksheet-Real Estate Contract-Data
Valuation Rule	140	SAP ECC-PF2 & WP2	VICERULE	NA	NA	SAP S /4HANA	Get it from an utility field in Syniti ADMM to collect 'KEY_ID'	Line_ID		<p>Rule: Go to VICNCN-BUKRS = Pass company codes that are applicable and get VICNCN-INTERNO, pass INTERNO onto VICERULE-INTERNO to get Line ID VICERULE_TERMNO where Valid to VICERULE-VALIDITO is equal to blank (or '99991231') and start of consideration (VICERULE-CONSBEG) is latest date interval. Valuation rule Line ID to be sequential number if more than one valuation rule is assigned for a given contract number. Ex: 0001 If valuation rule is IFRS16, 0002 if valuation rule is LOCAL (P&amp;L) and so on</p>
Valuation Rule	141	SAP ECC-PF2 & WP2	VICERULE	TERMNO	Term Number	SAP S /4HANA	VICERULE	TERMNO	Term Number	Auto updated by the system
Valuation Rule	142	SAP ECC-PF2 & WP2	VICERULE	XCERULE	Name of Valuation Rule	SAP S /4HANA	VICERULE	XCERULE	Name of Valuation Rule	Auto updated by the system
Valuation Rule	143	SAP ECC-PF2 & WP2	VICERULE	VALIDFROM	Valid-From Date of Term	SAP S /4HANA	VICERULE	VALIDFROM	Valid-From Date of Term	Auto updated by the system
Valuation Rule	144	SAP ECC-PF2 & WP2	VICERULE	VALIDTO	Valid-To Date of Term	SAP S /4HANA	VICERULE	VALIDTO	Valid-To Date of Term	Auto updated by the system
Valuation Rule	145	SAP ECC-PF2 & WP2	NA	NA	Object Type of Calculation	SAP S /4HANA	Get it from an utility field in Syniti ADMM to collect 'RULE_OBJECT_TYPE'	Object Type of Calculation		For conversion: Constant "J4"
Valuation Rule	146	SAP ECC-PF2 & WP2	VICERULE	CERULE	Valuation Rule	SAP S /4HANA	VICERULE	CERULE	Valuation Rule	<p>Value mappings: Valuation rule mappings from source to target Go to VICNCN-BUKRS = Pass company codes that are applicable and get VICNCN-INTERNO, pass INTERNO onto VICERULE-INTERNO to get valuation rules VICERULE-CERULE. - Lease-in: IFRS16, LOCAL(BS) and LOCAL(P&amp;L) - Lease-out: IFRS16_SUB, LOCAL(BS)S and LOCAL(PL)S Note: Lease out is applicable for WP2</p>
Valuation Rule	147	SAP ECC-PF2 & WP2	VICERULE	CONSBEG	Start of Consideration	SAP S /4HANA	VICERULE	CONSBEG	Start of Consideration	For conversion, pass the migration date +1 (XX/XX/XXXX+1) or go to S4 table FAAT_CMT_LDT-LTD_DATE + Day 1 Example: If Go live date is on 31.03.2028 then this field will be updated Go live date +1 i.e., 01.04.2028
Valuation Rule	148	SAP ECC-PF2 & WP2	VICERULE	POSTBEG	First Posting From	SAP S /4HANA	VICERULE	POSTBEG	First Posting From	This is not going to be used in Syway. So left with blank

Valuation Rule	149	SAP ECC-PF2 & WP2	NA	NA	Asset Object Type	SAP S /4HANA	Get it from an utility field in Syniti ADMM to collect 'ASSET_OBJECT_TYPE'		Asset Object Type	For conversion: - Constant 'AN'. Update constant value after transforming to target values based on legacy valuation rules for IFRS16 and LOCAL(BS)
Valuation Rule	150	SAP ECC-PF2 & WP2	VICERULE	ASSETOBJNR	Object Number - Asset	SAP S /4HANA	VICERULE	ASSETOBJNR	Object Number - Asset	Rule: Get contract numbers from VICNCN-BUKRS where BUKRS represents company codes in scope and VICNCN-RECNENDABS is greater than or equal to 'Cutover date' to get active contract numbers. From the output, go to table VICERULE and pass VICERULE-INTERNO to get Asset object number VICERULE-ASSETOBJNR. The asset object number is a combination of Asset object type + Co Code + Asset number + Sub number - Asset object type - first 2 char 'AN' - Co Code - next 4 char XXXX - Asset Number - next 12 char 280000000003 (This asset number will be managed via object number 9108 and will probably have a construction page or value mapping) - Asset sub number - last 4 char 0000 Example: ANXXX280000000030000  For each valuation rule of the lease contract follows target valuation rule ZIFRS16 and ZLOC_BS_XX will be assigned to the corresponding ROU Asset that will be updated with the combination of 'Co Code (BUKRS) + '/' + ROU Asset + '/' + '0' - ROU Asset: Migrating ROU assets will be managed via object # 9108 and the mapping from source to target ROU asset will be available after loading object 9108. So, Lease contracts migration (Object 1076) is a dependent on ROU Assets (Object 9108).
Valuation Rule	151	SAP ECC-PF2 & WP2	VICERULE	INTERESTRATE	Interest Rate	SAP S /4HANA	VICERULE	INTERESTRATE	Interest Rate	Populate this field with the legacy PF2 and WP2 Go to VICNCN-BUKRS = Pass company codes that are applicable and get VICNCN-INTERNO, pass INTERNO onto VICERULE-INTERNO to get interest rates VICERULE-INTERESTRATE where 'Start of consideration' VICERULE-CONSBEG is from the latest date range if more than one line is being found for a given INTERNO.
Valuation Rule	152	SAP ECC-PF2 & WP2	VICERULE	TERMNORH	Number of Frequency Term	SAP S /4HANA	VICERULE	TERMNORH	Number of Frequency Term	Populate this field with the legacy PF2 and WP2 Go to VICNCN-BUKRS = Pass company codes that are applicable and get VICNCN-INTERNO, pass INTERNO onto VICERULE-INTERNO to get frequency term VICERULE-TERMNORH
Valuation Rule	153	SAP ECC-PF2 & WP2	VICERULE	DISTRULE	Distribution Formula	SAP S /4HANA	VICERULE	DISTRULE	Distribution Formula	Auto updated by the system
Valuation Rule	154	SAP ECC-PF2 & WP2	VICERULE	PROBABLEEND	Probable End	SAP S /4HANA	VICERULE	PROBABLEEND	Probable End	Populate this field with the legacy PF2 and WP2 Go to VICNCN-BUKRS = Pass company codes that are applicable and get VICNCN-INTERNO, pass INTERNO onto VICERULE-INTERNO to get probable end VICERULE-PROBABLEEND
Valuation Rule	155	SAP ECC-PF2 & WP2	VICERULE	STATUSRULE	Icon Status for Valuation Rule	SAP S /4HANA	VICERULE	STATUSRULE	Icon Status for Valuation Rule	For Conversion: Constant 'C'
Valuation Rule	156	SAP ECC-PF2 & WP2	VICERULE	STATUSREASON	Status Reason for Valuation Rule	SAP S /4HANA	VICERULE	STATUSREASON	Status Reason for Valuation Rule	Updated by the system
Valuation Rule	157	SAP ECC-PF2 & WP2	VICERULE	PROCESSEBEHAVIOR	Valuation Behaviour	SAP S /4HANA	VICERULE	PROCESSEBEHAVIOR	Valuation Behaviour	Updated by the system
Valuation Rule	158	SAP ECC-PF2 & WP2	VICERULE	NOTE	Valuation Note	SAP S /4HANA	VICERULE	NOTE	Valuation Note	Populate this field with the legacy PF2 and WP2
Valuation Rule	159	SAP ECC-PF2 & WP2	VICERULE	USEFULLIFEEND	End of Usage RoU	SAP S /4HANA	VICERULE	USEFULLIFEEND	End of Usage RoU	Populate this field with the legacy PF2 and WP2 Go to VICNCN-BUKRS = Pass company codes that are applicable and get VICNCN-INTERNO, pass INTERNO onto VICERULE-INTERNO to get ROU Usage end VICERULE-USEFULLIFEEND
Valuation Rule	160	SAP ECC-PF2 & WP2	VICERULE	STATUSREASON	Icon Valuation Status	SAP S /4HANA	VICERULE	STATUSREASON	Icon Valuation Status	Auto updated by the system
Valuation Rule	161	SAP ECC-PF2 & WP2	VICERULE	RULECURR	Valuation Rule Currency	SAP S /4HANA	VICERULE	RULECURR	Valuation Rule Currency	Auto updated by the system

List of Custom Target Reports for this object is maintained here: [Conversion Specification - Custom Reports Register](#).

## Transformation Mapping

List of mapping tables where the legacy values will have to be transformed to SyWay values.

Mapping Table Name	Mapping Table Description
Company code	Mapping of legacy company code to SyWay company code
Lease Contract Type	Mapping of legacy contract type to SyWay contract type
Object Type	Mapping of legacy Object type to SyWay Object type
Account Determination Value	Mapping of legacy Account Determination Value to SyWay Account Determination Value
Cost center	Mapping of legacy cost centre to SyWay cost centre

Profit center	Mapping of legacy profit centre to SyWay profit centre
Measurement Type	Mapping of legacy Measurement type to SyWay Measurement type
Condition Formula	Mapping of legacy Condition Formulae to SyWay Condition Formula
Condition Purpose External	Mapping of legacy Condition Purpose to SyWay Condition Purpose
Business Partner - Vendors & Customers	Mapping of legacy Business Partner to SyWay Business Partner
Condition Type	Mapping of legacy Condition type to SyWay Condition type
Valuation Rules	Mapping of legacy Valuation Rules to SyWay Valuation Rules by country/co code
ROU Assets	Mapping of legacy ROU Asset numbers to SyWay ROU Asset numbers (ROUs will be managed via object 9108)

## Transformation Dependencies

List the steps that need to occur before transformation can commence

Item #	Step Description	Team Responsible
1	Profit center master data needed for assignment in the cost center and subsequently assigned to the lease contract during migration	R2R Data Team
2	Cost Center master data is assigned to the lease contract master data during migration	R2R Data Team
3	Business Master (Vendor & Customer) must be extended with the BP Roles TR0604 & TR0603	R2R Data Team
4	ROU Assets and Balances (This will be managed via object 9108)	R2R Data Team
5	Purchase Orders relating to the Lease contracts must be migrated before the migration of the Lease contracts as the new PO numbers needs to be assigned to the contract template	S2F Data Team

## Pre-Load Validation

### Project Team

### Completeness

Task	Action
Pre-load reports	Check that the number of lease contracts in the upload file are the same as the number of contracts in the ETL file
Pre-load reports	Check that all the lease contracts with lease POs have been updated with their respective PO numbers in the ETL file
Pre-load reports	Reconciliation of record count: Total number of Lease contracts in the extraction is compared against the total number of lease contracts in the legacy system.

### Accuracy

Task	Action
------	--------

<b>Conversion Accuracy</b>	R2R Data Team to ensure that all fields listed below pass the checks: <ol style="list-style-type: none"> <li>1. Mandatory Fields</li> <li>2. Field and Value Mapping Correctness</li> <li>3. Null Checks</li> <li>4. Filed Length Checks</li> <li>5. All necessary config values</li> <li>6. Custom fields</li> </ol>
<b>Review Error Reports</b>	Review and correct the errors. Achieve a zero-error record count as much as possible. Raise defects for data remediated and requiring a correction in the ETL.

## Business

### Completeness

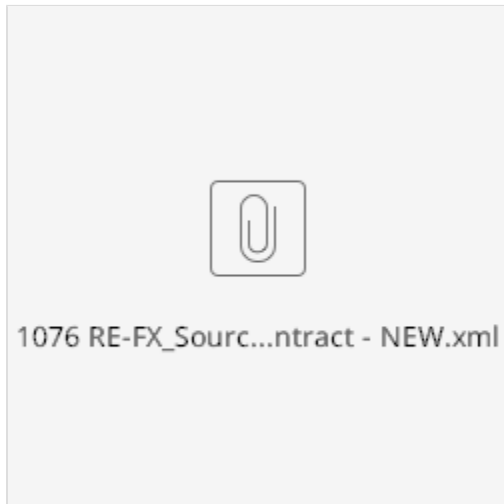
Task	Action
<b>Verify record count</b>	Business Data Owner/s to verify that the total number of relevant records from the source is equal to the total number of records in the Preload and Load Sheets.

### Accuracy

Task	Action
<b>Conversion accuracy</b>	Business Data Owner/s to verify that all the Lease contracts are transformed accurately as per endorsed ETL rules. Review List of Error reports for any mismatch or missing transformed values.

## Load

RE-FX Lease Contracts will be migrated using the SAP tool 'Migration Cockpit' and 'Object: Real Estate Contract-NEW' used for this specific import. Migration template is attached as a reference.



The load process includes:

1. Execute the automated data load into target system using load tool or product the load file if the load must be done manually
2. Once the data is loaded to the target system, it will be extracted and prepared for Post Load Data Validation

### Load Run Sheet

Item #	Step Description	Team Responsible
--------	------------------	------------------

1	Ensure Pre-load sign-offs are obtained	R2R Data team
2	Ensure the load tools are transported into the correct tool instance	R2R Data team
3	S2P data team to inform R2R data team about the deactivation of RE-FX PO-add on custom table (custom table yet to be developed by the functional team) in S4HANA before loading the Lease related Open PO's (CS # 9045). This will also be required in the cutover activities list.	S2P Data team / R2R Data team
4	Go to <Load tool>	R2R Data team
5	Load 1 or 2 records for "Lease Contracts" to validate if data is loaded successfully without errors. If errors, log defects and obtain resolution	R2R Data team
6	Proceed with full load if step 4 is successful and validated	R2R Data team
7	Validate few records loaded by accessing standard transactions or tables from S/4HNA E.g. RECISCN or FIORI: Contracts Management	R2R Data team
8	Generate post load report if step 7 is validated	R2R Data team

## Load Phase and Dependencies

The load phase for this object is Pre Cutover and this object is Dependent on ROU Assets and Balances which will managed via object 9108.

## Configuration

Item #	Configuration Item
1	Company Code
2	Contract Types
3	Valuation Rules
4	Conditions and Condition Purpose
5	Contract Object Types
6	Tax Type and Tax Group
7	Valuation Relevance
8	ROU Asset Classes
9	Fixed Asset - Legacy Transfer Date
10	ROU Assets Number Ranges
11	Contract Number Ranges
12	Business Partners with specific Role
13	GL Accounts
14	Cost Centres and Profit Centres
15	WBS Elements (This is required in lease POs only and for information purpose)
16	Measurement Types
17	Account Determination values
18	Asset transaction types

## Conversion Objects

Object #	Preceding Object Conversion Approach
CNV-9108	Right of Use (ROU)
CNV-3021	Business Partners - Partner with Vendor Account (TR0604)
CNV-XXXX	Business Partners - Partner with Customer account (TR0603)

CNV-1073	Profit Centre
CNV-1074	Cost Centre
CNV-9045	Open Purchase Orders

## Error Handling

The table below shows some possible system errors for this data object during data load. All data load error is to be logged as defect and managed within the Defect Management

Error Type	Error Description	Action Taken
Transfer Date	Lease contracts will be errored out if Start of Condition is outside the Legacy Transfer Date	Start of Consideration should be updated with Legacy Transfer Date + 1 (Cross check using t.code FAA_CMP)
Business Partner Valid From Date	Lease contracts will be errored out if Business Partners are not in valid date range	Business Partner validity period must equal to lease contracts validity period
Net Worth Value (NWV) Condition for Lease contract	Lease contracts will be errored out if NWV condition is not the same as Legacy Transfer Data	NWV Condition date should be corrected and update the same as Legacy Transfer Date
Lease Contracts with ROU Asset Assignment	Lease contracts will be errored out if NWV condition specified but no ROU asset number is assigned	Each IFRS 16 lease contract must assign ROU asset during the conversion
Conditions Overlap	Lease contracts will be errored out if Conditions Valid from are Overlap	Each condition line of the lease contract must not overlap
Configuration	Number ranges for Lease Contracts per company code	Consult Functional team to set up the number ranges using t.code FOIX_NR

## Post-Load Validation

### Project Team

### Completeness

Task	Action
<b>Reconciliation of Total Record Count</b>	Total number of records loaded for Lease contracts and associated Lease PO's will be generated in the Pre and Post-load reports by company code in ADMM.
<b>Mandatory fields check</b>	Review the post load file and note the records that failed the mandatory fields check and fix the errors
<b>Post-load activity</b>	Activate lease contracts using mass worklist transaction in SAP S4H subject to authorization
<b>Post-load activity</b>	Update the following two fields with S4HANA transformed contract number for Lease-out scenario: <ol style="list-style-type: none"> <li>1. Main Contract Co code: Update with corresponding S4HANA company code from value mapping</li> <li>2. Main Contract: Update with S4HANA contract number against corresponding source contract number.</li> </ol>

### Accuracy

Task	Action
<b>Check values in key fields for accuracy</b>	<p>Post-load reports will have the same structure as the load file and some additional columns as required to facilitate the post load validation.</p> <p>Leverage the Syniti ADMM tool to create a Post load report that reports S/4 HANA loaded records along with the legacy values side-by-side to allow for 100% check of all these fields in the shortest possible time. If any mismatch, they will report under 'Error' for corrective action.</p>

### Business

### Completeness

Task	Action
<b>Record Count Check</b>	Business Data Owner/s to verify that the total number of relevant records from the source is equal to the total number of records in the Preload validations. Business can also execute t.codes REISCN / RECEISASSETCN to cross check the lease contracts

## Accuracy

Task	Action
<b>Spot checks</b>	Business should choose some Lease contracts and perform comprehensive checks of the fields in S/4 HANA. Recommended to verify sample data couple per company code and contract type combination.
<b>Conversion Accuracy</b>	Verify that the Lease Contracts in target S/4 HANA are loaded correctly via load program and validate post load reports using standard t.code REISCN / RECEISASSETCN or FIORI - Contract Management from S/4 HANA.

## Key Assumptions

- Master Data Standard is up to date as on the date of documenting this conversion approach and data load.
- RE-FX Contract is in scope based on data design and any exception requested by business.
- Assumed that all Lease contracts with end dates are concluded and deactivated

## See also

None



## Change log

Version	Published	Changed By	Comment
<b>CURRENT (v. 119)</b>	<b>Apr 08, 2026 15:45</b>	<b>PARA-ext, Anil</b>	
v. 118	Mar 30, 2026 17:52	PARA-ext, Anil	
v. 117	Feb 13, 2026 15:17	PARA-ext, Anil	
v. 116	Feb 11, 2026 12:35	PARA-ext, Anil	
v. 115	Dec 08, 2025 12:23	PARA-ext, Anil	
v. 114	Dec 08, 2025 09:00	PARA-ext, Anil	
v. 113	Dec 05, 2025 19:28	PARA-ext, Anil	
v. 112	Dec 05, 2025 16:02	PARA-ext, Anil	
v. 111	Dec 05, 2025 15:59	PARA-ext, Anil	
v. 110	Dec 05, 2025 12:07	PARA-ext, Anil	

[Go to Page History](#)

## Workflow history

This view shows the 5 most recent entries. The complete workflow log is available from the 'Document Activity' menu item.

Apr 20, 2026	Actor	Type	Activity	Version
Approved	 GARCIA-ext, Angel Luis	State	changed state to <b>Approved</b> at 1:58 pm	v119
Revision under Review	 GARCIA-ext, Angel Luis	State	gave <i>Minor change</i> approval at 1:58 pm	

---

State changed state to **Revision under Review** at 1:58 pm [v119](#)


---

**From Mar 30, 2026 to Apr 08, 2026**

---

Revision in Progress  [PARA-ext, Anil](#) Edit updated the page at 5:52 pm

---

 [PARA-ext, Anil](#) State changed state to **Revision in Progress** at 3:52 pm [v118](#)

---

**Mar 27, 2026**

---

**Approved**  [GARCIA-ext, Angel Luis](#) State changed state to **Approved** at 12:31 pm [v117](#)

---