

ERP-129 GBU transfer to GTS (master data)

Revision under Review

Status	Revision under Review
Owner	TATARU-ext, Eugenia
Stakeholders	CASTELEIRA, Patricia LIETAERT-ext, Massimo
Jira Request ID	 ERP-91 - Jira project doesn't exist or you don't have permission to view it.
Jira Development ID	 ERP-129 - Jira project doesn't exist or you don't have permission to view it.

High- Level Specification

Parameter	Value
Application System	S/4Hana ROW, S/4Hana China, S/4Hana CUI, GTS e4H
Business Process Reference	12.02.05.01 Initial Transfer of Master Data

Functional Overview

The functional design of the enhancements describes the scenario(s) where enhancements to existing SAP programs are required.

Scope and Objectives

1. Organizational Context: GBUs and Legal Entities

Syensqo operates through several Global Business Units (GBUs). Each GBU has its own sales processes and revenue recognition procedure and serves as a commercial representation of the Syensqo organization.

These GBUs are active across multiple countries, which requires the use of legal entities (Company Codes) to manage local operations and ensure regulatory compliance - this represents the operational view of Syensco.

- In some cases, a legal entity is dedicated to a single GBU.
- In other cases, one legal entity may serve multiple GBUs, resulting in a shared use of financial systems and transactional data across different units.

2. Current Situation in GTS

In the current Global Trade Services (GTS) system, product- level segregation by GBU is missing, with the exception of Composite Materials (CM). This lack of segmentation makes it difficult to:

- Identify the responsible business contact for classification questions
- Process license requests accurately
- Link the right Customer Service Representative (CSR) to specific products in compliance scenarios

3. Objective

The goal is to extend GBU identification to all product types in the new GTS e4H system, not just Composite Materials

To support this, the system must be enhanced to assign a GBU tag to each product during material replication from S/4HANA to GTS.

4. Proposed Solution and Logic

A new logic will be introduced to ensure proper GBU tagging:

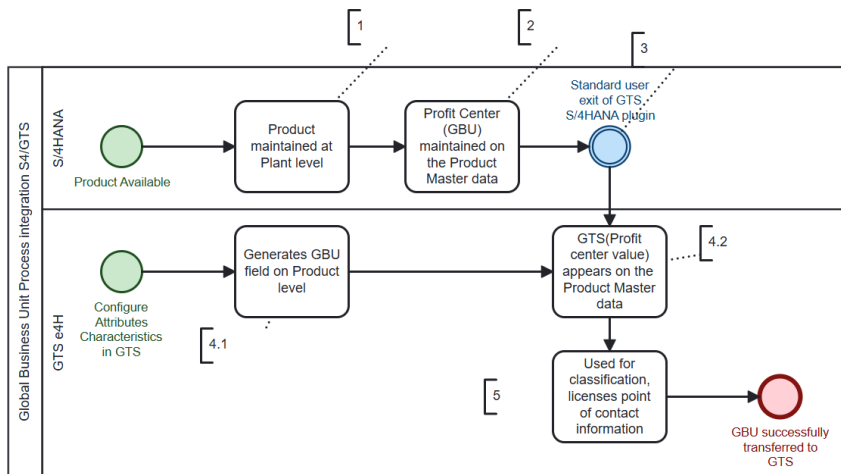
- When a product is extended to a plant in S/4HANA, it will be replicated to GTS.
- At the time of replication, the product will be tagged with its corresponding GBU.
- This tag will be stored as an Additional Characteristic in the GTS Product Master to allow for GBU-level filtering and reporting.
- The GBU value will be derived from the Profit Center assigned in the Material Master in S/4HANA.

5. Business Benefits of GBU Segregation

Introducing the GBU field in GTS will:

- Help Customer Service and Compliance teams find the correct point of contact for product classification or supplier-related questions.
- Support license management, where identifying the GBU responsible is often required.

Process Flow Diagram



Step	Description	Comment
1	Product maintained at Plant level	
2	Profit Center (GBU) maintained on the Product Master data	
3	Standard User exit of GTS S/4HANA plugin	
4.1	Generates GBU field Product master data	
4.2	GTS (Profit Center value) appears on the Product Master data	Additional Characteristics tab
5	Used for Classification, licenses point of contact information	

Assumptions

N/A

Dependencies

None.

Security, Integrity and Controls

Change access is granted only to GTS swimlane role "System (Internal)" to create, maintain and display entries in the GBU custom table. All other users are restricted to display-only access for monitoring and validation purposes. A dedicated custom authorization group will be assigned to the Z table, and access control will be managed using authorization object S_TABU_NAM.

Configuration Requirements

Based on this enhancement, the following configuration path must be completed in GTS.

Global Trade Services IMG General Settings Customs Products:

- 1) Define Product Characteristics from the feeder system define the attribute technical name.
- 2) Assign Field attributes to the product characteristics from the feeder system assign field length to the attributes defined at step 1.
- 3) Define Attributes of Product Characteristics with Length 01 define possible values for the attribute.

Below is the list of relevant tables for this functionality:

- /SAPSL/PRGEN - Product attributes in GTS
- /SAPSL/TCOATR - Definition of characteristics from feeder system
- /SAPSL/TCOATC - Generic settings for general attributes maintenance
- /SAPSL/TCOATA - Control of general attribute maintenance - assignment of attributes

Language Requirements

N/A

Special Requirements

N/A

Design Rationale

Functional Requirements

Current functionality: The Composites Business has export controlled products under EAR and ITAR Regulations, and Composition data is considered export controlled technology. The Composition data of ITAR and Certain EAR items must be secured and limited to only US citizens. For that reason, the SBS-CCT-CTC organization in the US will manage the HTS classification for Composites in all countries. At the moment, the SBS-CCT-CTC Team is located in Lisbon supporting all other GBU's by managing the HTS Classification in GTS for all countries. The Composites structure creates the requirement to segregate the products to be classified by Lisbon from the products to be classified by the US Team.

To-be functionality: Sends GBU(Profit Center) for all material types across all S/4HANA systems available based on logical system and plants maintained. Use table material/plant combination on S/4HANA side and send the profit center/GBU via standard user exit of the GTS S/4HANA plugin. Simple data mapping needed to update master data in GTS client.

Proposed Technology to Use

S4 user exit: EXIT_SAPSL_LEG_PRR3_004

Data Source Considerations

N/A

Table	Field Name	Comments/Calculation/Field Manipulation

Data Validation Considerations

Table	Field Name	Comments/Calculation/Field Manipulation

Custom Tables

Field	Data Type	Description	Mandatory	Key
GBU	Char 1	Global Business Unit Identifier	X	X
Description	Char 60	GBU Description	X	

Master Data

Field	Description	Data Type/Length	Validation rule/ Value Help

Configuration Table

Field	Description	Data Type/Length	Validation rule/ Value Help

Selection Screen Enhancement

Field Name	Description	Select:	Data Type/Length	Default Value/ Validation rule/ Value Help	Selection Logic

Processing Logic

1 GBU =1 Profit Center.

Reference table = MARC -PRCTR

Following is the logic to Derive GBU from Profit center

- Get the First letter of the profit center
- Based on the first letter, assign the below - Note that this will have to be a config table so that the description can be changed
 - S=SPEC. POLYMERS
 - C=COMPOSITE MATERIALS
 - N=NOVE CARE
 - T=TECHNOLOGY SOLUTIONS
 - B=CBS

Scenarios:

1. If 1:1 material/plant sends '1' GBU available to GTS by fetching it from MARC-PRCTR and coding it under User Exit:
EXIT_SAPLSLL_LEG_PRR3_004

- If 1:n material/plant sends 'n' GBU available to GTS by fetching it from MARC-PRCTR and coding it under User Exit: EXIT_SAPLSLL_LEG_PRR3_004. **Note:** For this scenario, when multiple plants are assigned to same material and if several GBUs are maintained for the different plants, then Business Global Unit should be separated by a “,” when shown in GTS under Additional Characteristics, for e.g: ABC, CDE, EFG.

Prerequisites: configuration steps in GTS are to be done as per described on Configuration Requirements chapter.

Volumetrics

All products will be transferred from MDS to S/4HANA and subsequently replicated to GTS.
The enhancement applies to all product master records transferred to GTS as part of the standard replication process.

Performance Considerations

The functionality is expected to be executed via background batch job processing for product/master data transfer between S/4HANA and GTS. No specific performance concerns are currently identified for this enhancement.

Error Handling

Errors during product replication or GBU transfer can be resolved by reprocessing the affected products using the standard GTS plug-in transaction /SAPLSLL/MENU_LEGALR3.
Standard SAP background job monitoring and application logs can be used for notification and validation purposes

Testing

How to Test

Test Conditions and Expected Results

ID	Condition	Expected Result
1.	Material contains the GBU/Profit Center under Master Data	Check PRCTR value exists in MARC table for respective material
2.	GBU/Profit Center is sent automatically to GTS via RFC Standard Interface	Check GBU value under Manage Products Fiori App under Additional Characteristics
3.	GBU/Profit Center is missing on the Product at the time of the transfer to GTS	<ol style="list-style-type: none"> 1. Check GBU is not populated under Manage Products Fiori App under Additional Characteristics 2. GBU/Profit Center is sent manually to GTS via Plug-in /n/SAPLSLL/MENU_LEGALR3 3. Check GBU value under Manage Products Fiori App under Additional Characteristics

Test Considerations/Dependencies

Other Information

In case of a change in the GBU/Profit Center value of the Product inside master data, this change will reflect to GTS, only if a dedicated user will collect all impact products and send them via GTS area menu in an S/4HANA system, as /SAPLSLL/MENU_LEGALR3.

Development Details

Package

Package Name	Parent Package

Enhancement Implementation

Enhancement Type	Standard Definition Name	Custom Implementation Name	Design Rationale Reference

Other Development Objects

Object Type	Object Name	Purpose/High Level Logic	Design Rationale Reference

Appendix

Custom Authorization Group Naming Convention

This table is based on the Syensqo development standards document. It provides the naming conventions for authorization groups to associated with custom reports and tables to comply with security requirements.

ABAP	ZFI	ZMM	ZPS	ZCO	ZSD	ZBC	ZFI	ZCA
TABLES	ZFIT	ZMMT	ZPST	ZCOT	ZSDT	ZBCT	ZFIT	ZCAT

See also

File **Modified**

No files shared here yet.







Change log

Version	Published	Changed By	Comment
CURRENT (v. 27)	May 13, 2026 08:26	CASPER-ext, Andrea-Nicole	
v. 26	May 13, 2026 08:26	CASPER-ext, Andrea-Nicole	
v. 25	May 13, 2026 08:24	CASPER-ext, Andrea-Nicole	
v. 24	May 11, 2026 10:50	CASPER-ext, Andrea-Nicole	
v. 23	May 11, 2026 09:06	CASPER-ext, Andrea-Nicole	
v. 22	May 08, 2026 10:11	CASPER-ext, Andrea-Nicole	
v. 21	Apr 13, 2026 10:58	CASPER-ext, Andrea-Nicole	
v. 20	Feb 05, 2026 17:18	NARAHARI-ext, Bhargavi	
v. 19	Oct 23, 2025 10:17	CHIEW-ext, Yock Sang	
v. 18	Oct 23, 2025 10:14	CHIEW-ext, Yock Sang	

[Go to Page History](#)

Workflow history

This view shows the 5 most recent entries. The complete workflow log is available from the 'Document Activity' menu item.

From	Actor	Type	Activity	Version
May 08, 2026 to May 13, 2026				
Revision under Review	 CASPER-ext, Andrea-Nicole	Edit	updated the page at 10:11 am	
Apr 13, 2026				
	 CASPER-ext, Andrea-Nicole	State	changed state to Revision under Review at 11:04 am	v21
Revision in progress	 CASPER-ext, Andrea-Nicole	State	changed state to Revision in progress at 10:58 am	v21
From Feb 05, 2026 to Apr 13, 2026				
Approved	NARAHARI-ext, Bhargavi and CASPER-ext, Andrea-Nicole	Edit	multiple updates from  NARAHARI-ext, Bhargavi and  CASPER-ext, Andrea-Nicole	
	 NARAHARI-ext, Bhargavi	State	changed state to Approved at 4:18 pm	v20