

Procurement Dashboard

Procurement Dashboards

The Procurement Data Dashboards

Why & What?


Our dedicated procurement data dashboards—whether in Qlik Sense or Tableau—are designed to make data access and analysis easy and efficient.

- **Qlik Sense Dashboards:**
Maintained by the Procurement Process & Performance team, these dashboards allow you to easily use procurement data without needing to extract it from BW for every request. They are updated monthly (around the 10th), and you can access them even without BW credentials. QlikSense offers flexibility to create your own bookmarks, quickly change the scope (across all scopes, GBUs, regions, and multiple years), and avoids the data constraints previously experienced in BW.
- **Tableau Dashboards:**
Tableau dashboards are maintained corporately, providing reliable data around relevant procurement areas. You benefit from up-to-date information without the need to gather or compile the data yourself.

By using these dashboards, you gain fast, flexible, and comprehensive access to procurement insights, supporting more informed and efficient decision-making.

Qlik Sense dashboards

- **The Value Creation Dashboard** provides an overview of current value creation data in Convergence. This dashboard enables month-over-month visibility of the current pipeline. You can filter the data to your own scope in the "My Report" sheet.



Syensqo - Value Creation

Data reloaded: Aug 1, 2025, 9:55 AM

Published: Aug 1, 2025, 9:57 AM

Created: Feb 10, 2025, 2:30 PM

File size: 14 MB

Location: Purchasing

Properties: App_User: Value Creation

App_Viewer: Value Creation

Owner: beau3475 (OXO\beau3475)

[Value Creation Dashboard](#)

[Value Creation Dashboard Training](#)

- **Spend Dashboard** (based on BW Spend Query) will provide you with all the Invoiced posted in SAP during a selected period (selecting year 2025 gives you all the Invoices posted in SAP in 2025 with corresponding Invoiced value)



Syensqo - Spend

Data reloaded: Jul 24, 2025, 1:05 PM

Published: Aug 1, 2025, 2:45 PM

Created: Apr 15, 2025, 9:04 AM

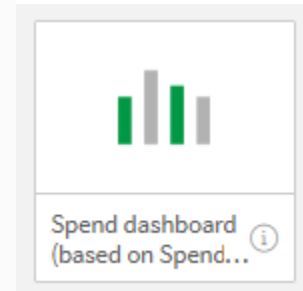
File size: 33 MB

Location: Purchasing

Properties: App_User: Value Creation

App_Viewer: Value Creation


Owner: beau3475 (OXO\beau3475)



[Spend Dashboard](#)

[Spend Dashboard Tutorial](#)

- **Raw Materials dashboard** (based on PO-follow up query) will provide you with all the PO posted in SAP during a selected period (selecting year 2025 gives you all the PO's posted in SAP in 2025 with corresponding PO value, GR value and Invoiced value if invoiced already)



Syensqo - Spend

Data reloaded: Jul 24, 2025, 1:05 PM

Published: Aug 1, 2025, 2:45 PM

Created: Apr 15, 2025, 9:04 AM

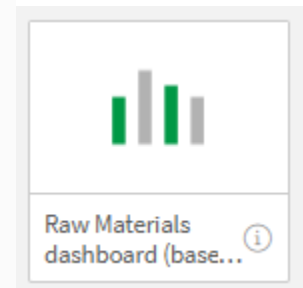
File size: 33 MB

Location: Purchasing

Properties: App_User: Value Creation

App_Viewer: Value Creation

Owner: beau3475 (OXO\beau3475)



[Raw Materials Dashboard](#)

[Spend Dashboard Tutorial](#)

- **Packaging dashboard** (based on PO-follow up query) will provide you with all the PO posted in SAP during a selected period (selecting year 2025 gives you all the PO's posted in SAP in 2025 with corresponding PO value, GR value and Invoiced value if invoiced already)



Syensqo - Spend

Data reloaded: Jul 24, 2025, 1:05 PM

Published: Aug 1, 2025, 2:45 PM

Created: Apr 15, 2025, 9:04 AM

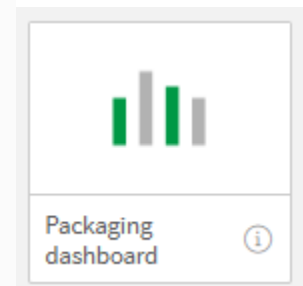
File size: 33 MB

Location: Purchasing

Properties: App_User: Value Creation

App_Viewer: Value Creation

Owner: beau3475 (OXO\beau3475)



[Packaging Dashboard](#)

[Spend Dashboard Tutorial](#)

- [Payment Terms Review](#)



Payment Terms Review

Data reloaded: Jul 30, 2025, 5:41 PM

Published: Jul 7, 2025, 2:34 PM

Created: Feb 10, 2025, 2:51 PM

File size: 68 MB

Location: Purchasing

Properties: App_User: Payment Terms Review

App_Viewer: Payment Terms Review

Owner: Cousin, Etienne (OXO\be046677)

[Payment Terms Review Dashboard](#)

[Payment Terms Review Dashboard Training](#)

Tableau Dashboards

- **DPO Tableau** shows the days payable outstanding across Syensqo

[DPO Tableau](#)

- **Feedstock Dashboard** see [Market Intelligence](#)

[Feedstock Dashboard](#)

Date last updated: 01 Aug 2025

- [Value Creation Dashboard](#)
- [Spend Dashboard](#)
- [Raw Materials Dashboard](#)
- [Packaging Dashboard](#)
- [Payment Terms Dashboard](#)
- [DPO Tableau](#)
- [Feedstock Dashboard](#)

- Qlik Sense Dashboards: [SyRA ticket](#): Select User Creation / IT Specific - QlikSense / Type Syensqo - Value Creation AND/OR Syensqo - Spend AND/OR Payment Terms Review
- Tableau Dashboard: [SyRA ticket](#): Corporate Dashboards / Select User Creation