


ERP-172 Create Organization Master data in GTS E4H

Status	Approved
Owner	NAIR-ext, Divya
Stakeholders	CASTELEIRA, Patricia LIETAERT-ext, Massimo
Jira Request ID	https://syensqo.atlassian.net/browse/ERP-102
Jira Development ID	 ERP-172 - Jira project doesn't exist or you don't have permission to view it.

High- Level Specification

Parameter	Value
Application System	S/4HANA
Business Process Reference	12.01.01.01. Set-up GTS Organizational Structure

Functional Overview

Foreign Trade Organization(FTO) and Legal Units(LU) are the organizational elements in GTS. These organizational elements are required to comply with the legal and customs requirements to allow execution of the respective country's import and export processes.

Foreign Trade Organization (FTO) is the top level organizational unit in SAP GTS and it corresponds to the company code in the feeder system.

Legal unit(LU) corresponds to the plant in the feeder system. FTO and LU are created as business partner in SAP GTS system with different roles.

The objective of this application job is to automate the creation of the FTO and LU business partner in GTS by executing the report in the feeder S/4 HANA system.

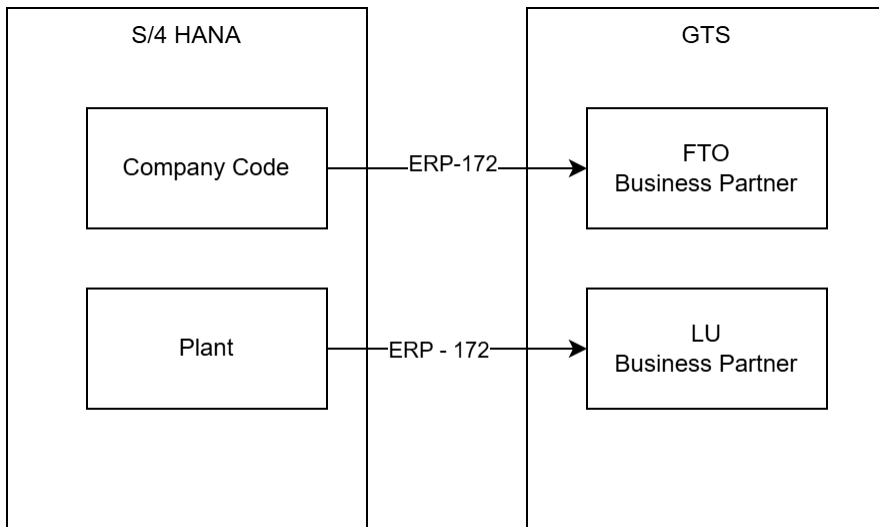
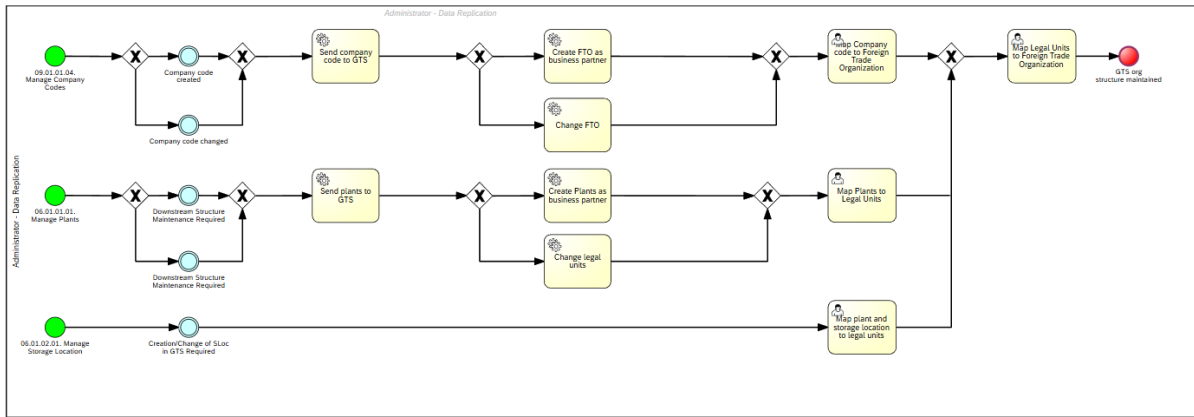
Scope and Objectives

Foreign Trade Organization and Legal unit business partners are currently created manually in SAP GTS. This is error prone and labour intensive. In Sy-Way the creation of these elements will be automated.

This document provides the rules and mappings required for these automations. Per one company code in S/4 there will be one FTO created in GTS.

Per one plant in S/4 there will be one Legal Unit created in GTS.

Process Flow Diagram



Step	Description	Comment
1.	Company codes are created in S/4 system.	
2.	Plants are created in S/4 systems.	
3.	Company codes to be replicated in GTS system as a business partner	Each GTS instance will get the data from the corresponding S/4 Instance
4.	Plants to be replicated in GTS system as a business partner	Each GTS instance will get the data from the corresponding S/4 Instance

Assumptions

1. Company code must be available in S/4 HANA system.
2. Plants must be available in S/4 HANA system.
3. SAP GTS system should be available during transfer.
4. Address elements like name, street, city , country etc are available in the feeder business partner.

Dependencies

Company code and Plants will be created as enterprise structure objects in S/4 HANA. The program shall use this data to create Business Partners in GTS.

Security, Integrity and Controls

Master Data Specialist - Business Partner Data is the role for the BP transaction and it should be available for the application job to create bp.

Configuration Requirements

RFC connection should be established between the S/4 HANA and GTS E4H system.

Language Requirements

The data shall be replicated all the language that are maintained in S/4 HANA

Special Requirements

N/A

Design Rationale

Functional Requirements

The program shall create FTO and LU as Business Partners in GTS by referring to the data from the S/4 HANA.

The program shall use the below naming conventions

- For FTOs, the naming convention will be FTO_XXXX where XXXX will be the company code from S/4 HANA
- For LUs, the naming convention will be LU_XXXX where XXXX is the plant from S/4 HANA.

The program shall create FTO in 3 different BP roles -000000 Business Partner (General), SLLFTO(Foreign Trade Org) and FS0000(Financial Services BP).

The program shall create LU in 3 different BP roles- 000000 Business Partner (General), SLLSIT(Legal Unit) and FS0000(Financial Services BP).

The program shall copy the below BP fields for FTO and LU

- BP number from T001-BUKRS/T001W-WERKS field and add the corresponding prefix of FTO_ for company codes and LU_ for plants.
- All other address details to be copied from the ADRC table.

The program shall mark company codes / plants marked for deletion in S/4 HANA as expired in GTS

The company codes and plants which are marked for deletion in S/4 shall start with naming convention D*. Since its a soft deletion, the corresponding company codes and plants shall be expired in GTS.

The program shall be available to run as a background/ batch job

The program shall be available to run in simulation mode, and it should output the list of Business Partners that will be created in GTS based on the selection criteria

The program shall invalidate the Business Partner based on the status of the plant and company code

Proposed Technology to Use

Application job in GTS that reads the change object class for plant - BETRIEB and it creates the BP or updates the BP in GTS for legal units (table T001).

Data Source Considerations

Following are the data source for company code - FTO

Table	Field Name	Comments/Calculation/Field Manipulation
T001	BUKRS	This would be created as the BP name in GTS with a prefix FTO_<Company code number> E.g. If company code is XXXX in T001-BUKRS, in GTS it will be created as FTO_XXXX.
ADRC	All fields	Structure is same in S/4 and GTS. So whichever value is populated , it can be moved to GTS.

Following are the data source for Plant - LU

Table	Field Name	Comments/Calculation/Field Manipulation
T001W	WERKS	This would be created as the BP name in GTS with a prefix LU_<Plant number> E.g. If plant is YYYY in T001W-WERKS, in GTS it will be created as LU_YYYY.
ADRC	All fields	Structure is same in S/4 and GTS. So whichever value is populated , it can be moved to GTS.

Data Validation Considerations

Only one to one mapping should exist between company code from feeder and FTO in GTS.

Custom Tables

N/A

Master Data

No Master data required

Configuration Table

N/A

Selection Screen Enhancement

Following are the selection screen elements for the program:

Field Name	Description	Select:	Data Type /Length	Default Value/ Validation rule/ Value Help	Selection Logic
BUKRS	Company Code	Option	CHAR 4		This can be blank. When it is blank all the company codes will be selected
WERKS	Plant	Option	CHAR 4		This can be blank. When it is blank all the plants will be selected
Simulation		Checkbox			To run the program in simulation mode

Following is the output of the program in simulation mode

Company Code	Plant Code	Name	Street	House Number	Postal Code	City	Country	Time Zone	<Add more fields if required>	Action (Create / update / Invalidate)	Success / Error	Reason for Error
--------------	------------	------	--------	--------------	-------------	------	---------	-----------	-------------------------------	---------------------------------------	-----------------	------------------

Processing Logic

Company Code Replication

1. The program should validate that valid company codes are in the selection criteria screen. Error message shall be shown if the company codes are not valid (Both foreground and background scenarios)
2. Fetch the relevant company code details from S/4 HANA including the address details i.e. Name, Street/House number, Postal Code/City, Country, Time zone etc.
3. In GTS system , corresponding to each company code, BP master data should be created and available in transaction BP with all the fields populated.
4. Three roles are to be created for the Business Partner created in GTS - 000000 Business Partner (General), SLLFTO(Foreign Trade Org) and FS0000(Financial Services BP).
5. In case Company Code is already existing, the system shall update the Business Partner in GTS
6. In case Company Code is deleted, the system shall invalidate the Business Partner in GTS

Plant Replication

1. The program should validate that valid plants are in the selection criteria screen. Error message shall be shown if the plants are not valid (Both foreground and background scenarios)
2. Fetch the relevant plant details from S/4 HANA including the address details i.e. Name, Street/House number, Postal Code/City, Country, Time zone etc.

3. In GTS system, corresponding to each plant, BP master data should be created and available in transaction BP with all the fields populated.
4. Three roles are to be created for the Business Partner created in GTS - 000000 Business Partner (General), SLLSIT(Legal Unit) and FS0000 (Financial Services BP).
5. In case plant is already existing, the system shall update the Business Partner in GTS
6. In case plant is deleted, the system shall invalidate the Business Partner in GTS

For company codes and plants marked for deletion in S/4 HANA , that will be expired in GTS system. Every company code and plant will have an entry in table /SAPSL/PNTBP. Valid- to date of this table should be updated with the date when the deletion flag is set up in S/4 HANA.

There should be option to run this program in simulation mode and check the details.

A log should be generated with the details of transfer and also record any errors during transfer.

Volumetrics

This program should be run as part of cutover task to have all the company code and plants to be created in GTS same as the feeder system S/4. Also after go-live , if any new company codes/plants are created/changed, it should be possible to transfer them as well.

Performance Considerations

The program will have to replicate around 1000 records in total so no additional performance considerations required

Error Handling

Any failures in the report must be logged for further review.

Testing

How to Test

Run the application job and validate in GTS system , the corresponding org units are created.

Test Conditions and Expected Results

ID	Condition	Expected Result
1	Replicate a company code XXXX transfer by running the program in foreground Variation: Run for multiple company codes Run with company code selection as blank	FTO_XXXX created in GTS with 3 different roles - BP General (0000000), SLLFTO, FS00000 Variations: FTO_XXXX updated in GTS with 3 different roles - BP General (0000000), SLLFTO, FS00000 FTO_XXXX Invalidated in GTS with 3 different roles - BP General (0000000), SLLFTO, FS00000
2	Replicate a plant YYYY transfer by running the program in foreground Variation: Run for multiple plants Run with plants selection as blank	LU_YYYY created in GTS with 3 different roles-BP General(0000000), SLLSIT, FS00000 Variations: LU_YYYY updated in GTS with 3 different roles-BP General(0000000), SLLSIT, FS00000 LU_YYYY deleted in GTS with 3 different roles-BP General(0000000), SLLSIT, FS00000
3	Replicate a company code XXXX transfer via the background job Variation: Run for multiple company codes Run with company code selection as blank	FTO_XXXX created in GTS with 3 different roles - BP General (0000000), SLLFTO, FS00000 Variations: FTO_XXXX updated in GTS with 3 different roles - BP General (0000000), SLLFTO, FS00000 FTO_XXXX Invalidated in GTS with 3 different roles - BP General (0000000), SLLFTO, FS00000

4	Replicate a plant YYYY transfer via the background job Variation: Run for multiple plants Run with plants selection as blank	LU_YYYY created in GTS with 3 different roles-BP General(0000000), SLLSIT, FS00000 Variations: LU_YYYY updated in GTS with 3 different roles-BP General(0000000), SLLSIT, FS00000 LU_YYYY deleted in GTS with 3 different roles-BP General(0000000), SLLSIT, FS00000
5	Negative case- Invalid company code entered in selection and execute in foreground	Error showing incorrect company code entered
6	Negative case- Invalid plant entered in selection and execute in foreground	Error showing incorrect plants.
7	Negative case- Invalid company code entered in selection and execute in background	Error log - incorrect company code entered
8	Negative case- Invalid plant entered in selection and execute in background	Error log - showing incorrect plants.
9	Simulate a company code XXXX transfer by running the program in foreground Variation: Run for multiple company codes Run with company code selection as blank	Output shown with the relevant changes to GTS
10	Simulate a plant YYYY transfer by running the program in foreground Variation: Run for multiple plants Run with plants selection as blank	Output shown with the relevant changes to GTS

Test Considerations/Dependencies

For this report to work, company codes and plants are to be available in S/4 HANA.

Other Information

Development Details

Package

Package Name	Parent Package

Enhancement Implementation

Enhancement Type	Standard Definition Name	Custom Implementation Name	Design Rationale Reference

Other Development Objects

Object Type	Object Name	Purpose/High Level Logic	Design Rationale Reference

Appendix

Custom Authorization Group Naming Convention

This table is based on the Syensqo development standards document. It provides the naming conventions for authorization groups to associated with custom reports and tables to comply with security requirements.

ABAP	ZFI	ZMM	ZPS	ZCO	ZSD	ZBC	ZFI	ZCA
TABLES	ZFIT	ZMMT	ZPST	ZCOT	ZSDT	ZBCT	ZFIT	ZCAT

See also

File	Modified
File -ERP172.tmp draw.io Draft	Nov 26, 2025 by NARAHARI-ext, Bhargavi
File ERP172 draw.io diagram	Nov 26, 2025 by NARAHARI-ext, Bhargavi

[Download All](#)

Change log

Version	Published	Changed By	Comment
CURRENT (v. 35)	Dec 04, 2025 03:52	NARAHARI-ext, Bhargavi	
v. 34	Nov 26, 2025 16:18	NAIR-ext, Divya	
v. 33	Nov 26, 2025 16:06	NAIR-ext, Divya	
v. 32	Nov 26, 2025 15:15	NAIR-ext, Divya	
v. 31	Nov 26, 2025 13:41	NAIR-ext, Divya	
v. 30	Nov 26, 2025 09:30	NARAHARI-ext, Bhargavi	
v. 29	Nov 21, 2025 16:45	NAIR-ext, Divya	
v. 28	Nov 21, 2025 08:57	NAIR-ext, Divya	
v. 27	Nov 21, 2025 08:55	NAIR-ext, Divya	
v. 26	Nov 11, 2025 11:51	NAIR-ext, Divya	

[Go to Page History](#)

Workflow history

This view shows the 5 most recent entries. The complete workflow log is available from the 'Document Activity' menu item.

Dec 04, 2025	Actor	Type	Activity	Version
Approved	 NARAHARI-ext, Bhargavi	Edit	updated the page at 3:52 am	
		State	changed state to Approved at 2:52 am	v35
Lead Approval	 NARAHARI-ext, Bhargavi	State	gave <i>POD Lead Review</i> approval at 2:52 am	
		State	changed expiry date to '11 Dec, 2025 02:52 am' at 2:52 am	
		State	changed state to Lead Approval at 2:52 am	v35
Edited following Tech Review	 NARAHARI-ext, Bhargavi	State	gave <i>Minor change</i> approval at 2:52 am	
		State	changed state to Edited following Tech Review at 2:52 am	v35
Nov 28, 2025				
Lead Approval	WEINERT-ext, Patrick	State	changed expiry date to '05 Dec, 2025 03:08 am' at 3:08 am	
		State	changed state to Lead Approval at 3:08 am	v34
Edited following Tech Review	WEINERT-ext, Patrick	State	gave <i>Minor change</i> approval at 3:08 am	