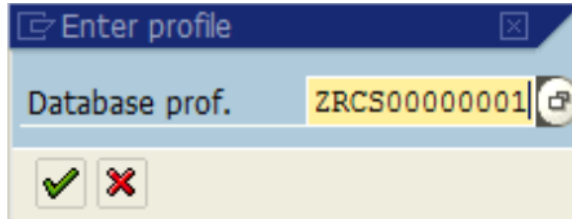


CJI3 - Check that WBS are settled in WP2

STEP 1

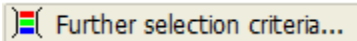
To check if WBS orders are settled, use the transaction CJI3 and choose database profile « ZRCS00000001 »



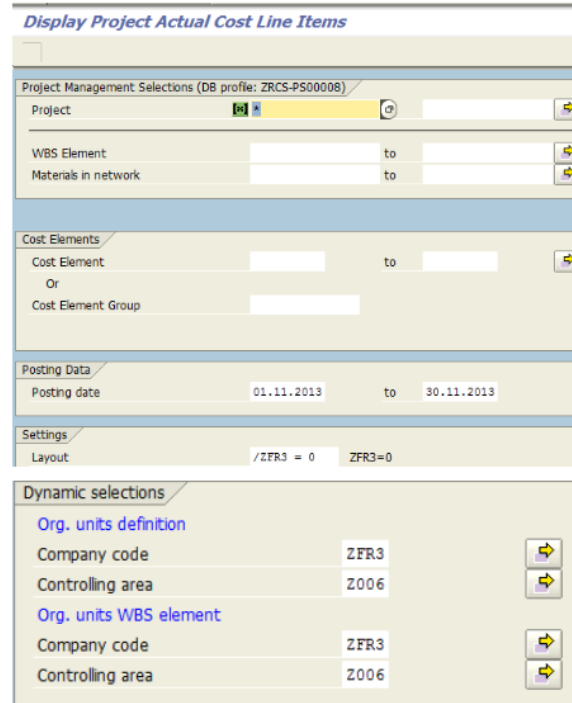
STEP 2

Insert « * » to select all projects

Click



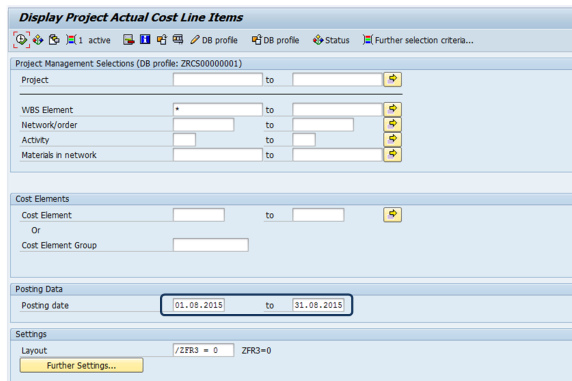
and select the company code and controlling area for "Organization units definition" and "Organization units WBS element":



STEP 3

Enter the period

and execute




STEP 4

The total of the column "Value in Obj. Crncy" must be equal to zero when wbs elements are settled

WBS Element	Doc. Date	Cost Element	Cost element descr.	Σ	Value in Obj. Crncy	TCurr
CN.577971.1ZFPRHTR				-	0.00	
CN.577971.1ZFPROTC				-	0.00	
CN.577971.1ZFPRPTP				-	0.00	
CN.577971.1ZFPRRTR				-	0.00	
CN.577971.1ZFDEMG1				-	0.00	
CN.577971.1ZFDEOTC1				-	0.00	
CN.577971.4274ISAPPL				-	0.00	

Workflow history

This view shows the 5 most recent entries. The complete workflow log is available from the 'Document Activity' menu item.

Sept 15, 2025	Actor	Type	Activity	Version
Published	 PONGTHAM, Piyaporn	Edit	updated the page at 12:51 pm	
May 22, 2019				
	PEREIRA DINIZ, Sandra	State	changed state to Published at 1:38 pm	v4
Draft	PEREIRA DINIZ, Sandra	State	gave <i>Approvers</i> approval at 1:38 pm	
May 20, 2019				
	GONCALO, Ana Catarina	Edit	updated the page at 1:13 pm	
		State	changed state to Draft at 11:13 am	v4
Jul 06, 2016				
Published	ROLLIER, Charlotte	State	changed state to Published at 4:10 pm	v3