

CNV-1051 TM-Locations

Status	Approved
Owner	BUOSI-ext, Angelo CHAN-ext, Beng Chee
Stakeholders	

Purpose

The purpose of this document is to define the conversion approach to upload data in S/4 HANA.

Conversion Scope

The scope of this document covers the approach for converting active Purchasing Info Records from legacy SAP ECC systems (PF2, WP2) into SAP S/4HANA, following the Procurement Master Data Design Standard.

For Syensqo, Info Records will be migrated to support operational purchasing, sourcing strategies, and integration with Ariba. These records will be validated, cleansed, and created centrally using the defined template and mapped fields.

From the current system landscape, Info Record data exists separately in the legacy systems (PF2 and WP2), with potential discrepancies in vendors, materials, pricing conditions, or purchasing organizations. Harmonization and validation are required to ensure accurate and consolidated data in S/4HANA. While PF2 and WP2 serve as source systems, extensive mapping and transformation logic will be necessary to produce properly formatted load templates in line with the target design.

The data from legacy system includes:

1. Uncleansed data with Duplicated records

The data from legacy system excludes:

1. EINA-LOEKZ - General Record marked for deletion
2. EINE-LOEKZ - Purchasing Organization marked for deletion
3. Vendors that are marked for deletion and are part of an Info Record
4. Materials that are marked for deletion and are part of an Info Record
5. Materials / Vendors / Plants that are Out of Scope

List of source systems and approximate number of records

Source	Scope	Source Approx No. of Records	Target System	Target Approx No. of Records
PF2	The Purchasing Info Records will be extracted/collected via DCT. An initial extract of the relevant data will be provided in Google Sheet format to assist business in decision making on including any relevant data from Source Systems. Any additional data that need to be created to support the new design may be added in the DCT. A data review and standardization will be done across all Info Records in the DCT.	125,000	S4H	125,000
WP2			S4H	
WXP			S4H	

Additional Information

Multi-language Requirement

Purchasing Info Records (PIRs) themselves do not directly support multiple languages within the same record. However, texts associated with an Info Record, such as purchase order texts, info record texts, or material descriptions, can be maintained in multiple languages. In that case the following languages can be applied:

International Version	Description
C	Simplified Chinese
R	Cyrillic
K	Kanji (Japanese)
A	Arabic
3	Korean
T	Thai
H	Hangul

Document Management

Legal Requirement

Legal requirements might be

Special Requirements

Target Design

The technical design of the target for this conversion approach.

Table	Field	Data Element	Field Description	Data Type	Length	Requirement
S_EINA	INFNR		Legacy Number of Purchasing Info Record	Text	80	mandatory for sheet
S_EINA	MATNR		Product Number	Text	80	Deduplication Criteria for Info Records Criteria / Field: Vendor Number (LIFNR) + Material Number (MATNR) Match Type: Exact match (subjected to conversion) Context: Key combination for identifying Info Record duplicates
S_EINA	MATKL		Product Group	Text	80	
S_EINA	LIFNR		Supplier's Account Number	Text	80	mandatory for sheet Deduplication Criteria for Info Records Criteria / Field: Vendor Number (LIFNR) + Material Number (MATNR) Match Type: Exact match (subjected to conversion) Context: Key combination for identifying Info Record duplicates
S_EINA	TXZ01		Short Text for Purchasing Info Record	Text	40	Optional
S_EINA	SORTL		Sort Term for Non-Stock Info Records	Text	10	Optional

S_EINA	MEINS		Order Unit (ISO Format)	Text	80	Mandatory Deduplication Criteria for Info Records Criteria / Field: Order Unit Match Type: Exact Context: If unit of measure differs, treat as separate unless business allows for equivalence. To be also considered that the UoM might be relevant for a Data Mapping
S_EINA	UMREZ		Numerator for Conversion of Order Unit	Number	5	Optional
S_EINA	UMREN		Denominator for Conversion of Order Unit	Number	5	Optional
S_EINA	IDNLF		Product Number Used by Supplier	Text	35	Optional
S_EINA	VERKF		Salesperson Responsible	Text	30	Optional
S_EINA	TELF1		Supplier's Telephone Number	Text	16	Optional
S_EINA	MAHN1		Days for First Reminder/Expediter	Number	3	Optional
S_EINA	MAHN2		Days for Second Reminder/Expediter	Number	3	Optional
S_EINA	MAHN3		Days for Third Reminder/Expediter	Number	3	Optional
S_EINA	LMEIN		Base Unit of Measure (ISO Format)	Text	80	Optional
S_EINA	VABME		Variable Purchase Order Unit Active	Text	80	Optional
S_EINA	WGLIF		Supplier Product Group	Text	18	Optional
S_EINA	KOLIF		Prior Supplier	Text	80	Optional
S_EINA	URZLA		Country/Region of Origin	Text	80	Optional
S_EINA	REGIO		Region	Text	80	Optional
S_EINA	MFRNR		Manufacturer	Text	80	Optional
S_EINA	LIFAB		Available (Deliverable) From	Date	8	Deduplication Criteria for Info Records Criteria / Field: Available (LIFAB to LIFBI) Match Type: Overlapping / Redundant Context: Overlaps with same values may indicate duplicates; date ranges must be validated.
S_EINA	LIFBI		Available (Deliverable) Until	Date	8	Deduplication Criteria for Info Records Criteria / Field: Available (LIFAB to LIFBI) Match Type: Overlapping / Redundant Context: Overlaps with same values may indicate duplicates; date ranges must be validated.
S_EINA	RELIF		Indicator: Regular Supplier	Text	1	
S_EINA_TEXT	INFNR		Legacy Number of Purchasing Info Record	Text	80	mandatory for sheet
S_EINA_TEXT	TDSRAS		Language Key	Text	80	mandatory for sheet

S_EINA_TEXT	TEXT		Text	Text	unrestricted	mandatory for sheet
S_EINE	INFNR		Legacy Number of Purchasing Info Record	Text	80	mandatory for sheet
S_EINE	EKORG		Purchasing Organization	Text	80	mandatory for sheet
S_EINE	ESOKZ		Purchasing Info Record Category	Text	80	mandatory for sheet Deduplication Criteria for Info Records Criteria / Field: Info Category (ESOKZ) Match Type: Exact Context: Different categories (Standard, Subcontracting, Pipeline, Consignment) should not be merged
S_EINE	WERKS		Plant	Text	80	Mandatory if plant-specific Info Records are used (Plant-specific flag is active in config) Deduplication Criteria for Info Records Criteria / Field: Plant (WERKS) Match Type: Exact match (subjected to conversion) Context: Relevant criteria when using plant-specific info records (EINE)
S_EINE	EKGRP		Purchasing Group	Text	80	Optional
S_EINE	WAERS		Currency Key(ISO Format)	Text	80	Deduplication Criteria for Info Records Criteria / Field: Currency (WAERS) Match Type: Exact Context: Currency mismatch may indicate different sourcing.
S_EINE	MINBM		Minimum Purchase Order Quantity	Number	13	Optional
S_EINE	NORBM		Standard Purchase Order Quantity	Number	13	mandatory for sheet
S_EINE	APLFZ		Planned Delivery Time in Days	Number	3	Optional
S_EINE	UEBTO		Overdelivery Tolerance Limit	Number	3	Optional
S_EINE	UEBTK		Indicator:Unlimited Overdelivery Allowed	Text	1	Optional
S_EINE	UNTTO		Underdelivery Tolerance Limit	Number	3	Optional
S_EINE	BWTAR		Valuation Type	Text	10	Optional
S_EINE	MTXNO		Ind: Prod. Master Rec. PO Text Not Rele.	Text	1	Optional
S_EINE	WEBRE		Indicator: GR-Based Invoice Verification	Text	1	Optional
S_EINE	KZABS		Ind: Order Acknowledgment Requirement	Text	1	Optional
S_EINE	MWSKZ		Tax on Sales /Purchases Code	Text	80	Optional
S_EINE	TXDAT_ROM		Valid-From Date of the Tax Rate	Date		Optional
S_EINE	EVERS		Shipping Instructions	Text	80	Optional
S_EINE	BSTAE		Confirmation Control Key	Text	80	Optional

S_EINE Optional	XERSN		Ind: No Evaluated Receipt Settlm. (ERS)	Text	1	Optional
S_EINE	MHDRZ		Minimum Remaining Shelf Life	Number	4	Optional
S_EINE	IPRKZ		Period Ind. for Min. Remain. Shelf Life	Text	80	Optional
S_EINE	BSTMA		Maximum Purchase Order Quantity	Number	13	Optional
S_EINE	EXPRF_L AND1		Foreign Trade: Country/Region	Text	80	Optional
S_EINE	EXPRF		Foreign Trade: Procedure	Text	80	Optional
S_EINE	RDPRF		Rounding Profile	Text	80	Optional
S_EINE	VENDOR_ RMA_REQ		Supplier RMA Number Required	Text	80	Optional
S_EINE	AUT_SOU RCE		Relevant for Automatic Sourcing	Text	80	Optional
S_EINE	SKTOF		Ind: Item Does Not Qualify for Cash Disc	Text	1	Optional
S_EINE	MEPRF		Price Determinat. (Pricing) Date Control	Text	80	Optional
S_EINE	INCOV		Incoterms Version	Text	80	Optional
S_EINE	INCO1		Incoterms	Text	80	Mapping Table: Execute a mapping in order to identify the relevant Incoterm to be used This document (page 11) contains the valid Incoterms to be used: https://docs.google.com/document/d/1tlduZgiMCNiqAjiUA29J-KfihW7hPWAE/edit?tab=t.0
S_EINE	INCO2_L		Incoterms Location 1	Text	70	Most of the incoterms make this field mandatory. In case the source is empty for this field, raise an error in a report. List of necessary Incoterms Location
S_EINE	INCO3_L		Incoterms Location 2	Text	70	Optional
S_COND	INFNR		Legacy Number of Purchasing Info Record	Text	80	mandatory for sheet
S_COND	EKORG		Purchasing Organization	Text	80	mandatory for sheet
S_COND	ESOKZ		Purchasing Info Record Category	Text	80	mandatory for sheet
S_COND	WERKS		Plant	Text	80	Mandatory if plant-specific Info Records are used (Plant-specific flag is active in config)
S_COND	KOPOS		Condition Sequence Number	Number	2	mandatory for sheet
S_COND	COND_TY PE		Condition Type	Text	80	mandatory for sheet
S_COND	VALID_FR OM		Valid From	Date		mandatory for sheet
S_COND	VALID_TO		Valid To	Date		mandatory for sheet
S_COND	KRECH		Calculation Type	Text	80	Optional
S_COND	KBETR_E XT		Amount	Number	31	Optional Deduplication Criteria for Info Records Criteria / Field: Net Price (NETPR) for Condition PB00 Match Type: Numeric match / tolerance Context: Tolerate small differences (e.g., ±1%) due to rounding across systems
S_COND	KONWA		Condition Unit (Currency or Percentage)	Text	80	mandatory for sheet

S_COND	KPEIN		Condition Pricing Unit	Number	5	mandatory for sheet
S_COND	KMEIN		Condition Unit of Measure ISO	Text	80	mandatory for sheet
S_COND	KUMZA		Numerator for Conversion	Number	5	Optional
S_COND	KUMNE		Denominator for Conversion	Number	5	Optional
S_COND	MEINS		Base Unit of Measure ISO	Text	80	Optional
S_COND	KONMS		Condition Scale Unit of Measure ISO	Text	80	Optional
S_COND	EXCLUSI ON_IND		Condition Exclusion Indicator	Text	80	Optional
S_SCAL ES	INFNR		Legacy Number of Purchasing Info Record	Text	80	mandatory for sheet
S_SCAL ES	EKORG		Purchasing Organization	Text	80	mandatory for sheet
S_SCAL ES	ESOKZ		Purchasing Info Record Category	Text	80	mandatory for sheet
S_SCAL ES	WERKS		Plant	Text	80	Optional
S_SCAL ES	KOPOS		Condition Sequence Number	Number	2	mandatory for sheet
S_SCAL ES	COND_TY PE		Condition Type	Text	80	mandatory for sheet
S_SCAL ES	VALID_FR OM		Valid From	Date		mandatory for sheet
S_SCAL ES	VALID_TO		Valid To	Date		mandatory for sheet
S_SCAL ES	LINE_NO		Scale Item Number	Number	4	mandatory for sheet
S_SCAL ES	KSTBM		Scale Quantity	Number	15	Optional
S_SCAL ES	KBETR		Scale Rate	Number	31	Optional
S_SCAL ES	SCALE_V AL		Scale Value	Number	28	Optional
S_SCAL ES	KBETR_V AL		Scale Rate	Number	31	Optional
S_EINE _TEXT	INFNR		Legacy Number of Purchasing Info Record	Text	80	mandatory for sheet
S_EINE _TEXT	EKORG		Purchasing Organization	Text	80	mandatory for sheet
S_EINE _TEXT	ESOKZ		Purchasing Info Record Category	Text	80	mandatory for sheet
S_EINE _TEXT	WERKS		Plant	Text	80	Optional
S_EINE _TEXT	TDSPRAS		Language Key	Text	80	mandatory for sheet
S_EINE _TEXT	TEXT		Text	Text	unrestrict ed	mandatory for sheet

Data Cleansing

ID	Criticality	Error Message/Report Description	Rule	Output	Source System
1094-001	C1	PIR missing in required Purchase organisation/Plant	1) For all Procured materials PIR should be created, identify the records not having a PIR		
1094-002	C1	Duplicate PIRs should be removed	1) Identify duplicate PIR's using the following criteria: Material number is the same Vendor is the same Plant is the same??? P Orgo Same??? Duplicate is where multiple PIR's exist for for the same Material/Vendor combination		
1094-003	C1	Valid Period	1) Only migrate PIRs with valid future dates. Like the Valid To date is in the future or not expired Check fields EINA-URZDT (Certificate of Origin Valid Until), EINE-PRDAT (Price valid until)		
1094-004	C1	Missing Core Data	1) Investigate/Exclude PIRs missing critical fields such as Vendor, Material, Purchase org, Plant, Info record type, Prices and conditions. Tolerance limits, Planned delivery time These fields are also critical - Std quantity & Minimum order quantity UoM		
1094-005	C2	Archiving Indicator	1) Exclude from selection of PIRs the ones marked for deletion or archiving Check Fields: EINA-LOEKZ or EINE-LOEKZ Check archiving indicator		
1094-006	C2	Compare Supplier and PIR validity period/condition	1) Exclude PIRs from the selection when the Vendor or Material is marked for deletion		
1094-007	C2	Check validity period of Purchasing Price (PB00)	1) Check whether the Purchasing Price condition (PB00) has a valid From/To period (the range must include today's date). If the period is not within the valid range, skip the record and do not create it. 2) Additionally if the Purchasing Info Record does not have a price condition (PB00) assigned, do not create the Info Record.		
1094-008	C1	Exclude records where the material is not active and/or Vendor is not active	1) Exclude records where the material and Vendor is not active, 2) Implement a rule to exclude Info Records where the material (EINA-MATNR) is not active in Material table. Note: PIR without material is only allowed where the material is an indirect material. (Is this so in this project)		
1094-009	C2	PIR's without materials	1) PIR without material is only allowed where the material is an indirect material. (Is this so in this project) Where a PIR does not have a material, then verify the Material Group should not be for direct materials.		
1094-010	C2	PIR Intercompany in scope	1) Vendor in info record must be the vendor assigned with supplying plant 2) PIRs with PO history less than 2 or 3 years 3. Latest Price condition		

Conversion Process

The high-level process is represented by the diagram below:

Data Privacy and Sensitivity

Extraction

Extract data from a source into . There are 2 possibilities:

1. The data exists. connects to the source and loads the data into . There are 3 methods:
 - a. Perform full data extraction from relevant tables in the source system(s).
 - b. Perform extraction through the application layer.
 - c. Only if ; cannot connect to the source, data is loaded to the repository from the provided source system extract/report.
2. The data does not exist (or cannot be converted from its current state). The data is manually collected by the business directly in . This is to be conducted using DCT (Data Collection Template) in

The agreed Relevancy criteria is applied to the extracted records to identify the records that are applicable for the Target loads

Extraction Run Sheet

Req #	Requirement Description	Team Responsible
001	Extract data from source system based on relevancy rule	SyWay Data Team
002	Google Sheet report pre-populated with PF2 and WP2 information to be generated based on relevancy criteria.	SyWay Data Team
003	Extract data from source system based on relevancy rule	SyWay Data Team
004	Google Sheet report pre-populated with PF2 and WP2 information to be generated based on relevancy criteria.	SyWay Data Team
005	Only extract data that is NOT marked for deletion Where: EINA-LOEKZ <> ""	SyWay Data Team
006	Only extract records that are still valid Where: EINA-LIFBI >= Today's date	SyWay Data Team
007	Extract Info Records for Vendors that are NOT marked for deletion and are part of an Info Record	SyWay Data Team
008	Extract Info Records for Vendors that are in scope	SyWay Data Team
009	Extract Info Records for Materials that are NOT marked for deletion and are part of the respective Info Record	SyWay Data Team
010	Extract Info Records for Materials that are in scope	SyWay Data Team
011	Extract Info Records for Plants that are in scope. Do this check when EINE-WERKS is different than initial	SyWay Data Team

Selection Screen

A Target Ready Data Collection Template will be created for the required data, except for fields that need transformation as per the defined transformation rules. These templates will follow the format required by the target S/4HANA Info Record & Purchasing Pricing Configuration.

Selection Ref Screen	Parameter Name	Selection Type	Requirement	Value to be entered/set

Data Collection Template (DCT)

Target Ready Data Collection Template will be created for data with exception of some fields which require transformation as mentioned in the transformation rule.

The creation of Data collection template must be aligned with the field status of Info Record + Calculation Schema (configurations) for Condition types, Access sequence and Associated Condition Tables. For now, the following Template is prepared based on Pricing Configurations from S/4HANA Sandbox environment. This will be replaced once the pricing configuration is ready.

Field Name	Field Description	Rule

Extraction Dependencies

Item #	Step Description	Team Responsible
001	Vendor - The Info Record is created for a specific vendor, therefore the vendor must exist and be active	S2P
002	Material - The Info Record is for a specific material, therefore the material must exist and be active	S2P
003	Purchasing Organization - Mandatory organizational level (configuration). Must be valid for both the vendor and material	S2P
004	Plant (optional) - If a plant-specific Info Record is used, the plant must be valid (included on scope) and maintained	FICO
005	Currency & UoM - Must align with vendor master and material master data	S2P
006	Tax Code - Should exist in system and be consistent with vendor's country and plant region	S2P
007	Conditions - Purchasing conditions (price, discounts, scales) are typically stored in condition records. Linked to Info Records via condition tables	S2P
008	Vendor Master Settings - The vendor must have the purchasing organization maintained in purchasing view	S2P

Transformation

The Target fields are mapped to the applicable Legacy field that will be its source, this is a 3-way activity involving the Business, Functional team and Data team. This identifies the transformation activity required to allow to make the data Target ready:

1. Perform value mapping and data transformation rules.
 - a. Legacy values are mapped to the to-be values (this could include a default value)
 - b. Values are transformed according to the rules defined in
2. Prepare target-ready data in the structure and format that is required for loading via prescribed Load Tool. This step also produces the load data ready for business to perform Pre-load Data Validation

Transformation Run Sheet

Item #	Step Description	Team Responsible
1	Identify target S/4HANA fields and determine applicable legacy source fields from both ECC systems WP2, PF2	Functional Team (S2P)+ Data Team (S2P)
2	Review condition types and access tables used in each ECC source systems WP2, PF2	Business Team + Functional Team (S2P)
3	Map legacy field values to S/4HANA target values (including field-level mapping and technical names)	Data Team (S2P), Data Team (Syniti)
4	Define value mapping rules for fields requiring standardization or harmonization across the two source systems WP2, PF2.	Functional Team (S2P)+ Data Team (S2P)
5	Identify and agree on default values where legacy data is incomplete or inconsistent	Business Team + Functional Team (S2P)
6	Configure transformation rules in Syniti Migrate (including calculated fields, formatting rules, etc.)	Data Team (Syniti), Data Team (S2P)
7	Review transformation logic and mappings with Business for confirmation	Business Team + Functional Team (S2P)
8	Perform initial transformation run and generate draft target-ready dataset	Data Team (Syniti),
9	Review draft target-ready data for structure and completeness	Data Team (S2P), Functional Team (S2P)
10	Share transformed data with Business for Pre-load Validation	Business Team
11	Incorporate feedback from Business and refine mappings or transformation logic as needed	Data Team (S2P)
12	Finalize and approve transformed data as Target Ready Load File	Business + Functional (S2P) + Data Team (S2P)
13	Handover final file to Load Team or trigger the load via Syniti Load Workbench	Data Team (Syniti), Data Load Team

Transformation Rules

Rule #	Source system	Source Table	Source Field	Source Description	Target System	Target Table	Target Field	Target Description	Transformation Logic
1094-001	Legacy	EINA	INFNR	Legacy Number of Purchasing Info Record	S/4HANA	EINA	INFNR	Legacy Number of Purchasing Info Record	Generate the Info Record number and keep this mapping in a reference table (this might be used for Transactional Data)
1094-002	Legacy	EINA	MATNR	Material	S/4HANA	EINA	MATNR	Material	Select the new Material Code from the mapping table and update the corresponding target structure accordingly Where SourceMaterial = TargetMaterial
1094-003	Legacy	EINA	MATKL	Material Group	MATKL	Material Group	MATKL	Material Group	Select the new Material Group from the mapping table and update the corresponding target structure accordingly Where SourceMTKL = TargetMATKL
1094-004	Legacy	EINA	LIFNR	Vendor	S/4HANA	EINA	LIFNR	Vendor	Select the new Vendor Code from the mapping table and update the corresponding target structure accordingly Where SourceVendor = TargetVendor
1094-005	Legacy	EINA	INCO1	Incoterm	S/4HANA	EINA	INCO1	Incoterm	Select the Incoterm Code from the mapping table and update the corresponding target structure accordingly Where SourceIncoterm = TargetIncoterm
1094-006	Legacy	EINA	MEINS	Order Unit	S/4HANA	EINA	MEINS	Order Unit	Select the new Order Unit Code from the mapping table and update the corresponding target structure accordingly Where SourceUOM = TargetUOM
1094-007	Legacy	EINA	MFRNR	Manufacturer	S/4HANA	EINA	MFRNR	Manufacturer	Select the new Manufacturer Code from the mapping table and update the corresponding target structure accordingly Where SourceVendor = TargetVendor
1094-008	Legacy	EINE	WERKS	Plant	S/4HANA	EINE	WERKS	Plant	Select the new Plant Code from the mapping table and update the corresponding target structure accordingly Where SourcePlant = TargetPlant
1094-009	Legacy	EINE	WAERS	Currency	S/4HANA	EINE	WAERS	Currency	Select the new Currency Code from the mapping table and update the corresponding target structure accordingly Where SourceCurrency = TargetCurrency To be confirmed whether all currencies are the same

Transformation Mapping

Mapping Table Name	Mapping Table Description
LIFNR	<Vendor>
MATNR	<Material>
WERKS	<Plant>
EKORG	<Purchasing Organization>
EKGRP	<Purchasing Group>
MATKL	<Material Group>
MEINS	<Unit of Measure>
WAERS	<Currency>

Proposal for mapping Tables

Vendors - all fields are key on the table

Create the mapping table LIFNR with the following structure

Source-Target System ID	From - Vendor	To - Vendor
DF2 XX1	001000123	003000010
WD2 XX2	001000567	003000010

Materials - all fields are key on the table

Create the mapping table MATNR with the following structure

Source-Target System ID	From - Material	To - Material
DF2 XX1	700000123	750
WD2 XX2	435679	750

Plant - all fields are key on the table

Create the mapping table WERKS with the following structure

Source-Target System ID	From - Plant	To - Pant
DF2 XX1	1000	C901
WD2 XX2	1000	D901

Purchasing Organization - all fields are key on the table

Create the mapping table EKORG with the following structure

Source-Target System ID	From - Plant	To - Pant
DF2 XX1	3000	D903
WD2 XX2	3000	D901

Purchasing Group - all fields are key on the table

Create the mapping table EKGRP with the following structure

Source-Target System ID	From - Plant	To - Pant
DF2 XX1	100	100
WD2 XX2	X01	Z01

Material Group - all fields are key on the table

Create the mapping table MATKL with the following structure

Source-Target System ID	From - Plant	To - Pant
DF2 XX1	43243200	43243200
WD2 XX2	43243200	43243299

Unit of Measure - all fields are key on the table

Create the mapping table MEINS with the following structure

Source-Target System ID	From - Plant	To - Pant
DF2 XX1	PC	PC
WD2 XX2	Z01	PC

Material Group - all fields are key on the table

Create the mapping table WAERS with the following structure

Source-Target System ID	From - Plant	To - Pant
DF2 XX1	EUR	EUR
WD2 XX2	ZEU	EUR

Transformation Dependencies

List the steps that need to occur before transformation can commence

Item #	Step Description	Team Responsible
001	Value Mapping Tables are complete	Functional Team (S2P) + Data Team (S2P)
002	Info Record & Pricing configuration are complete	Functional Team (S2P) + Data Team (S2P)
003	Org structure configuration is complete	Functional Team (S2P) + Data Team (S2P)
004	Dependent Master Data records for Customer and Material are loaded	Functional Team (S2P) + Data Team (S2P)
005	Master Data – Vendor	Data Team (S2P)
006	Master Data – Material	Data Team (S2P)
007	Configuration – Purchasing Organization	Functional Team (S2P)
008	Configuration – Plant	Functional Team (S2P)
009	Configuration – Product Group	Functional Team (S2P)
010	Configuration – Vendor	Functional Team (S2P)
011	Configuration – Material	Functional Team (S2P)
012	Configuration – Material Group	Functional Team (S2P)
013	Configuration – Unit of Measure	Functional Team (S2P)
014	Configuration – Purchasing Organization	Functional Team (S2P)
015	Configuration – Purchasing Group	Functional Team (S2P)

016	Configuration – Incoterms	Functional Team (S2P)
017	Configuration – Condition Types	Functional Team (S2P)

Pre-Load Validation

Project Team

Completeness

Task	Action
Configuration	Ensure necessary configurations are in place in target system and field mapping is aligned with access sequence, condition types
Review Mapping Table	Ensure all the source organization units are mapped with target values
Check Values	Validate the pre-load data confirming the values are aligned with target system format and
Validate template structure and required field population	Ensure mandatory fields are filled
Total number of records	SyWay S2P Data Team to verify that the total number of relevant records from the DCT is equal to the total number of records in the Preload and Load Sheets.
Vendor Validation	Check if the vendor exists in the target system and is active for the purchasing organization. This object has to be loaded before Info Records and Price Conditions.
Material Validation	Check if the material exists in the target system and is active for the purchasing organization. This object has to be loaded before Info Records and Price Conditions.
Mandatory Field Check	Verify whether all mandatory Fields are properly updated: EINA-LIFNR EINA-MATNR EINE-EKORG EINE-WERKS EINE-WAERS EINE-NETPR EINE-BPRME EINE-PEINH EINE-WAERS EINA-MEINS
Info Record Category	Check if the Info Record Category (EINE-ESOKZ) has been properly migrated and in case of conversion check the final result. - Standard - Subcontracting - Consignment - Pipeline

Accuracy

Task	Action
Conversion Accuracy	SyWay S2P Data Team to verify that all fields below meet pass the checks: - Mandatory Fields - Field and Value Mapping Correctness - Null Checks - Text Length Checks - Check whether the all Business Rules proposed were respected
Review Error Reports	Review and correct the errors. Achieve a zero-error record count as much as possible. Raise defects for data remediated and requiring a correction in the source data
Value Format Validation	Ensure fields follow correct format for Dates / Currency / Decimals (according to user's logon)

Code & Value Mapping Validation	Check if all legacy values are mapped to valid target values (generally applicable for Materials / Vendors / UOM / Currency)
Referential Integrity Check	Validate that linked data exists and matches. Check cases like: - Material belongs to the Plant - Configuration exists for UOM / Currency
Duplicate Detection	Identify and remove duplicate entries in the dataset
Business Rule Compliance	Ensure compliance with agreed rules, for instance - material must have base UoM
Review Mapping Table	Ensure all the source organization units are mapped with target values
Check mapping rules against configuration, including the fields related to prices and conditions (access sequences, condition tables)	Cross-check mapping sheet with customizing entries
Perform format validation (date, currency, decimal separators)	Standardize format to match SAP accepted input (e.g., YYYYMMDD for dates)
Implement logic to detect duplicate condition records	Example: Run duplicate checks using key combinations (e.g., VKORG + MATNR + KUNNR)
Conduct dry runs using LTMC or BAPIs and review logs	Analyze load results and correct format or conversion errors

Business

Completeness

Task	Action
Review populated templates for missing or incorrect values	Use checklists to verify completeness and correctness before submission
Ensure all required fields were properly covered	Confirm that vendor/ material/ plant / price & conditions are not missed

Accuracy

Task	Action
Conversion Accuracy	Verify that all fields below meet pass the checks: - Mandatory Fields - Field and Value Mapping Correctness - Null Checks - Text Length Checks - Check whether the all Business Rules proposed were respected
Review Error Reports	Review and correct the errors. Achieve a zero-error record count as much as possible. Raise defects for data remediated and requiring a correction in the source data
Value Format Validation	Ensure fields follow correct format for Dates / Currency / Decimals (according to user's logon)
Code & Value Mapping Validation	Check if all legacy values are mapped to valid target values (generally applicable for Materials / Vendors / UOM / Currency)
Referential Integrity Check	Validate that linked data exists and matches. Check cases like: - Material belongs to the Plant - Configuration exists for UOM / Currency
Duplicate Detection	Identify and remove duplicate entries in the dataset
Business Rule Compliance	Ensure compliance with agreed rules, for instance - material must have base UoM
Outlier & Range Checks	Detect extreme or invalid values (e.g., out-of-range weights)

Load

The load process includes:

1. Execute the automated data load into target system using load tool or product the load file if the load must be done manually
2. Once the data is loaded to the target system, it will be extracted and prepared for Post Load Data Validation

Load Run Sheet

Item #	Step Description	Team Responsible
001	Confirm readiness of final approved data sets for each ECC source system WP2 and PF2	Business / Functional Team
002	Validate transformation rules and mappings in Syniti tool	Data Team (S2P-Data)
003	Generate target-ready load files based on S/4HANA condition table format	Data Team (Syniti)
004	Review and approve load files before execution	Business / Functional Team
005	Execute automated data load using Syniti into the S/4HANA system (or generate manual load files if required)	Data Team (Syniti)
006	Monitor load progress and capture load statistics (records loaded, errors, duplicates, etc.)	Data Team (Syniti) / Technical Team
007	Extract loaded data from S/4HANA for post-load validation	Data Team (Syniti)
008	Perform post-load data validation (compare target data with source/approved files) for all loaded pricing condition types	Data Team (S2P-Data)
009	Log and resolve any data load errors or mismatches identified during validation	Data Team (S2P-Data) + Functional Team
010	Obtain business sign-off on successful load and validation	Business Team
011	Generate post load report is all steps are validated	Data Team (S2P-Data) / Data Team (Syniti)
012	Archive load logs, error reports, and validation results for audit/compliance	Data Team (S2P-Data) / Data Team (Syniti) / PMO

Load Phase and Dependencies

Configuration

Item #	Configuration Item
Configurations	Ensure configurations related to Info Records and Purchasing Conditions are active
Organization Data	Ensure configurations for all the organization units in the current scope are imported into the target system

Conversion Objects

Object #	Preceding Object Conversion Approach
Vendor	Execute a data conversion in order to retrieve the new vendor code
Material	Execute a data conversion in order to retrieve the new material code
Unit of Measure (UoM)	Execute a data conversion in order to retrieve the new UoM code
Payment Terms	Execute a data conversion in order to retrieve the new Payment Term

Error Handling

Error Type	Error Description	Action Taken
Preload & Load - Validation Error Logs	Errors detected during data validation (e.g., missing fields, mapping gaps)	Project Team

Preload & Load - Business Rule Violations	Field values not compliant with business logic (e.g., inactive vendors)	Business Team
Preload & Load - Mapping Failures	Source-to-target mapping issues or unmapped values	Both
Preload & Load - Dependency Conflicts	Missing prerequisite objects (e.g., material not existing before PIR)	Project Team
Missing Records in Target	Partial or failed loads not reflected in SAP	Project Team
Data Mismatch	Value mismatches between source and target (e.g., quantity, currency)	Business Team
Duplicate Records	Duplicate creation due to overlooked validations	Project Team
Post-Load Rejection by Business	Business identifies incorrect or non-usable data	Business Team
Invalid Condition Type	Condition type not found or not configured in target S/4HANA system	Validated against configuration; corrected or replaced with valid KSCHL
Missing Key Fields	One or more key fields (e.g., VKORG, MATNR, KUNNR) are blank or incorrectly formatted when required as per the selected Key Combination	Populated missing values; ensured format (e.g., leading zeros for KUNNR/MATNR)
Invalid Date Range	Valid From (DATAB) is after Valid To (DATBI)	Corrected the date range to ensure DATAB < DATBI and in required date format
Duplicate Records	Identical key combinations found more than once in the load file	Duplicates removed or merged as per business rule. Aligned with Business and documented for future loads
Unmapped Values	Values for fields like UoM (KMEIN), Currency (KONWA), etc. not mapped in Syniti	Updated mapping tables; ensured value conversion aligned with S/4HANA settings
Invalid Currency Format	Incorrect currency formatting or unsupported currency code	Standardized to valid ISO currency codes (e.g., USD, EUR, JPY)
Invalid Number Format	KBETR or KPEIN contains special characters or comma separators	Cleaned formatting; ensured decimal values used with '.' as separator
Authorization Errors	Lack of access to execute load in target client/system	Raised access request; obtained necessary authorizations
Condition Table Mismatch	Field structure in load file doesn't match condition table in target system	Corrected the file structure to align with condition table (A001, A002, etc.)
Transformation Miss	Required transformation logic not applied before load	Re-applied transformation rules and revalidated source-target mapping
Obsolete Master Data	Customer or material master data no longer exists in target system	Replaced or removed based on business input
Technical Load Failure	File not processed due to syntax/format error or system issue	Reviewed logs; regenerated file; re-executed load after resolving issue
Missing Condition Record Dependencies	Dependent records (e.g., access sequences, pricing procedures) not available	Reviewed config dependencies; coordinated with config team for correction

Post-Load Validation

Project Team

Completeness

Task	Action

Accuracy

Task	Action

Business

Completeness

Task	Action

Accuracy

Task	Action

Key Assumptions

- Master Data Standard is up to date as on the date of documenting this conversion approach and data load.
- is in scope based on data design and any exception requested by business.

See also

Change log

Version	Published	Changed By	Comment
CURRENT (v. 25)	Jan 13, 2026 15:28	OMER-ext, Mohammed	Corrected the table name for field SMTP_ADDR
v. 24	Oct 17, 2025 14:46	OMER-ext, Mohammed	Listed the fields which can be used for postload records comparison
v. 23	Oct 06, 2025 09:30	OMER-ext, Mohammed	
v. 22	Sept 26, 2025 07:31	OMER-ext, Mohammed	
v. 21	Sept 24, 2025 16:47	OMER-ext, Mohammed	

v. 20	Sept 24, 2025 15:05	OMER-ext, Mohammed
v. 19	Sept 23, 2025 16:39	OMER-ext, Mohammed
v. 18	Sept 22, 2025 16:27	OMER-ext, Mohammed
v. 17	Sept 18, 2025 17:57	OMER-ext, Mohammed
v. 16	Sept 17, 2025 17:26	OMER-ext, Mohammed






[Go to Page History](#)

Workflow history

Title	Last Updated By	Updated	Status
There are no pages at the moment.			

Workflow history

This view shows the 5 most recent entries. The complete workflow log is available from the 'Document Activity' menu item.

Jan 13, 2026	Actor	Type	Activity	Version
Approved	 OMER-ext, Mohammed	Edit	updated the page at 3:28 pm <i>Corrected the table name for field SMTP_ADDR</i>	
Nov 03, 2025				
	 MUTHUSAMY-ext, Kunalan	State	changed state to Approved at 10:20 am (State override) <i>[PMO Comments] Conversion Spec completed as per CS register and functional review completed</i>	v24
In Progress	 MUTHUSAMY-ext, Kunalan	State	gave <i>Minor change</i> approval at 10:20 am <i>[PMO Comments] Conversion Spec completed as per CS register and functional review completed</i>	
		State	changed state to In Progress at 10:20 am	v24
From Jun 22, 2025 to Oct 17, 2025				
	 OMER-ext, Mohammed	Edit	updated the page at 4:33 pm	
Jun 17, 2025				
	 OMER-ext, Mohammed	Edit	created the page at 4:37 pm	