

CNV-1053 TM-Default Routes

Status	Approved
Owner	OMER-ext, Mohammed
Stakeholders	

Purpose

The purpose of this document is to define the conversion approach to create Default routes in S/4 HANA TM (Transportation management).

Default route defines the sequence of stops for a given source and destination combination, which can be locations or zones. For a given source and destination, SAP TM determines matching default routes and chooses the most specific one; a direct location match is more specific than a zone match. Default routes can be modified manually where the desired route is different to that proposed.

The data for default routes in S/4 would need to be constructed in data collection template (DCT).

Conversion Scope

The scope of this document covers the approach for creating Default routes in S/4HANA following the TM Default routes Master Data Design Standard. This includes:

- Capturing and using the default route data in data collection template (DCT).
- Applying transformation logic via Syniti to conform with the S/4 HANA data model.
- Loading the transformed data into SAP S/4 HANA while ensuring data integrity.

The data from legacy system includes:

1. N/A (Manual data collection)

The data from legacy system excludes:

1. N/A (Manual data collection)

List of source systems and approximate number of records

Source	Scope	Source Approx No. of Records	Target System	Target Approx No. of Records
DCT	Creation of TM Default routes	TBD	S/4 HANA (TM)	TBD

Additional Information

Multi-language Requirement

Default route description will be made available in English.

Multi language is supported for default routes. Login via a different language will show the description displayed in the logon language if the language key is maintained.

Document Management

Not Applicable.

Legal Requirement

Not Applicable.

Special Requirements

Not Applicable.

Target Design

The complete information of the key fields that hold the default route information follows the Master Data Standard document.

The technical design of the target for this conversion approach.

Table	Field	Data Element	Field Description	Data Type	Length	Requirement	Notes
/SCMTMS /D_SCHROT	SCH_ID	SCH_ID	Default Route ID	CHAR	40	Mandatory	
/SCMTMS /D_SCHDSC	DESCRIPTION	DESCRIPTION	Default Route Description	CHAR	40	Mandatory	
/SCMTMS /D_SCHROT	SCH_CAT	SCH_CAT	Schedule Category	CHAR	2	Mandatory	Default to "D"
/SCMTMS /D_SCHROT	SCH_TYPE	SCH_TYPE	Default route type	CHAR	4	Mandatory	
/SCMTMS /D_SCHROT	DGO_INDICATOR	DGO_INDICATOR	Dangerous goods	CHAR	1	Optional	Values available are: " Non-Dangerous Goods Only X Dangerous Goods Only A All
/SCMTMS /D_SCHROT	VAL_FROM_DATE	VAL_FROM_DATE	Valid from date	NUM (DATE)	15	Mandatory	
/SCMTMS /D_SCHROT	VAL_TO_DATE	VAL_TO_DATE	Valid to date	NUM (DATE)	15	Mandatory	
/SCMTMS /D_SCHROT	TRANSP_DURATION	TRANSP_DURATION	Transportation Duration	NUM	11	Mandatory	
/SCMTMS /D_SCHROT	MOT	MOT	Transportation mode code	CHAR	2	Mandatory	Transportation Mode will be a default value which will appear based on the default route type. Values available are : 01 (Road) 02 (Rail) 03 (Sea) 04 (Inland Waterway) 05 (Air) 06 (Postal Service)
/SCMTMS /D_SCHLOC	LOC_SEQ	LOC_SEQ	Sequence	NUM	5	Mandatory	
/SCMTMS /D_SCHLOC	LOC_ID	LOC_ID	Location	CHAR	20	Mandatory	
/SCMTMS /D_SCHLOC	LOC_TYPE	LOC_TYPE	Location Type	CHAR	4	Optional	
/SCMTMS /D_SCHLOC	MOT	MOT	Transportation Mode	CHAR	2	Mandatory	
/SCMTMS /D_SCHLOC	STAGE_TYPE	STAGE_TYPE	Stage Type	CHAR	3	Optional	Values: Precarriage (01) , Main carriage (02, Oncarriage(03)
/SCMTMS /D_SCHLOC	TSP	TSP	Carrier	CHAR	16	Mandatory	
/SCMTMS /D_SCHLOC	TRANSIT_TIME	TRANSIT_TIME	Transit Duration	NUM	11	Optional	
/SCMTMS /D_SCHLOC	STAY_TIME	STAY_TIME	Length of the stay	NUM	11	Optional	
/SCMTMS /D_SCHLOC	EXEC_ORG_ID	EXEC_ORG_ID	Planning and Execution Organization	NUM	8	Optional	

Data Cleansing

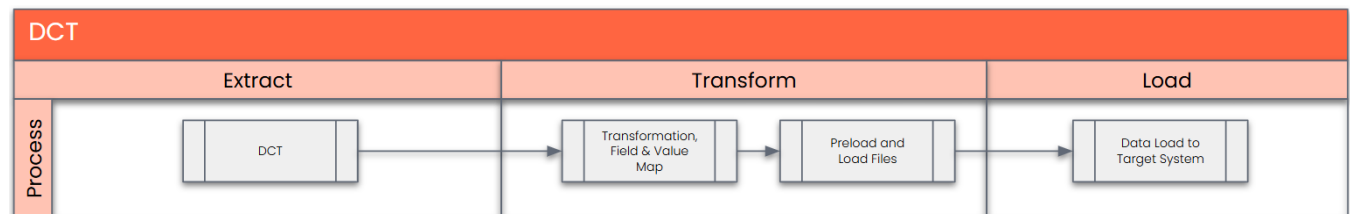
Default route data will be populated directly in the Data Collection Template (DCT).

ID	Criticality	Error Message/Report Description	Rule	Output	Source System

Conversion Process

The high-level process is represented by the diagram below:

Please note that the data may have to be loaded in multiple target systems (US instance, China instance and RoW).



Data Privacy and Sensitivity

Extraction

The data does not exist (or cannot be converted from its current state). The data is manually collected by the business directly in Syniti Migrate. This is to be conducted using DCT (Data Collection Template) in Syniti Migrate.

The agreed Relevancy criteria is applied to the extracted records to identify the records that are applicable for the Target loads

Extraction Run Sheet

Req #	Requirement Description	Team Responsible
1	Data is populated in the DCT or uploaded from downloaded Excel template	Data owner (Business)
2	If the data is uploaded to DCT in bulk via excel template, any upload errors need to be reviewed and corrected	Data owner (Business), Syniti/ Data Team
3	The data which has passed validation checks in DCT will be used for transformation/further processing	Syniti

Selection Screen

Selection Ref Screen	Parameter Name	Selection Type	Requirement	Value to be entered/set

Data Collection Template (DCT)

A Target Ready Data Collection Template will be created for the required data, except for fields that need transformation as per the defined transformation rules. It will follow the format required by the target S/4HANA Default route.

Please find below the DCT details (main DCT page and another page for non English descriptions).

DCT Rules

Please refer to the above Google sheet for the DCT rules.

Field Name	Field Description	Rule

Extraction Dependencies

Not applicable.

Item #	Step Description	Team Responsible

Transformation

The Target fields are mapped to the applicable Legacy field that will be its source, this is a 3-way activity involving the Business, Functional team and Data team. This identifies the transformation activity required to allow Syniti platform to make the data Target ready:

1. Perform value mapping and data transformation rules.
 - a. Legacy values are mapped to the to-be values (this could include a default value)
 - b. Values are transformed according to the rules defined in Syniti platform
2. Prepare target-ready data in the structure and format that is required for loading via prescribed Load Tool. This step also produces the load data ready for business to perform Pre-load Data Validation

Transformation Run Sheet

Item #	Step Description	Team Responsible
1	Capture the data for Default route in DCT. Review and correct any errors if bulk uploading data via downloaded excel DCT template.	Business team
2	Ensure the mapping tables which are needed during transformation have been reviewed and signed off by business.	Business team, Data Team (SCM)

3	Obtain DCT Sign-off from Business	Data Team (SCM)
4	Generate Pre-Load reports	Data Team (Syniti)
5	Review and Validate Error and Preload Reports	Data Team (SCM)
6	Log errors as defects, if any and address resolutions.	Data Team (SCM)
7	Re-transform and re-validate the Pre-load reports if necessary.	Data Team (SCM), Data Team (Syniti)
8	Obtain preload validation sign-off from Business	Business + Functional (SCM) + Data Team (SCM)
9	Generate Load Files	Data Team (Syniti)

Transformation Rules

Please check the attached file for the complete source-to-target field mapping, validation checks and proposed error messages. The validation checks list is not exhaustive and may change over time as the design and configuration of the system evolves.

Rule #	Source system	Source Table	Source Field	Source Description	Target System	Target Table	Target Field	Target Description	Transformation Logic	Notes
1053-001	DCT				SAP S/4 HANA	/SCMTMS /D_SCHR OT	SCH_ID	Default Route ID	Direct Mapping	Will be auto generated by SAP (the default route ID in DCT is for uniquely tracking the record however at the time of record creation in SAP, new number will be generated)
	DCT				SAP S/4 HANA	/SCMTMS /D_SCHD SC	DESCRIPTION	Default Route Description	Direct Mapping	
	DCT				SAP S/4 HANA	/SCMTMS /D_SCHD SC	LANGUAGE_CODE	Language Key	Direct Mapping	
	DCT				SAP S/4 HANA	/SCMTMS /D_SCHR OT	SCH_TYPE	Default route type	Direct Mapping	
	DCT				SAP S/4 HANA	/SCMTMS /D_SCHR OT	SCH_CAT	Schedule Category	Direct Mapping	
	DCT				SAP S/4 HANA	/SCMTMS /D_SCHR OT	DGO_INDI CATOR	Dangerous goods	Direct Mapping	
	DCT				SAP S/4 HANA	/SCMTMS /D_SCHR OT	VAL_FRO M_DATE	Valid from date	Direct Mapping	
	DCT				SAP S/4 HANA	/SCMTMS /D_SCHR OT	VAL_TO_ DATE	Valid to date	Direct Mapping	Must be later than Valid From date.
	DCT				SAP S/4 HANA	/SCMTMS /D_SCHR OT	TRANSP_ DUR	Transportation Duration	For preload file - include all three DCT fields (days, hours and minutes) For load file - Combine the three DCT fields (days, hours and minutes) and store in one target field (hhmmss)	
	DCT				SAP S/4 HANA	/SCMTMS /D_SCHR OT	MOT	Transportation mode code	Direct Mapping	
	DCT				SAP S/4 HANA	/SCMTMS /D_SCHLOC	LOC_SEQ	Sequence	Direct Mapping	
	DCT				SAP S/4 HANA	/SCMTMS /D_SCHLOC	LOC_ID	Location	Direct Mapping	Location should exist in SAP. Default route must have at least two locations (item level data)
	DCT				SAP S/4 HANA	/SCMTMS /D_SCHLOC	LOC_TYPE	Location Type	Direct Mapping	
	DCT				SAP S/4 HANA	/SCMTMS /D_SCHLOC	MOT	Transportation Mode	Direct Mapping	

	DCT				SAP S/4 HANA	/SCMTMS /D_SCHLOC	STAGE_T YPE	Stage Type	Direct Mapping	
	DCT	N/A	zLegacySys	Field to capture legacy source system	SAP S/4 HANA	N/A	zLegacySys	Carrier Source system	This will be used together with legacy vendor (carrier) in determining the new (S4) BP number	
	DCT				SAP S/4 HANA	/SCMTMS /D_SCHLOC	TSP	Carrier	Value mapping: Use the legacy to SAP vendor mapping table to determine the new (S4) BP number	Carrier (Business partner) should exist in SAP.
	DCT				SAP S/4 HANA	/SCMTMS /D_SCHLOC	TRANSIT_ TIME	Transit Duration	For preload file - include all three DCT fields (days, hours and minutes) For load file - Combine the three DCT fields (days, hours and minutes) and store in one target field (hhmmss)	
	DCT				SAP S/4 HANA	/SCMTMS /D_SCHLOC	STAY_ TIME	Length of the stay	For preload file - include all three DCT fields (days, hours and minutes) For load file - Combine the three DCT fields (days, hours and minutes) and store in one target field (hhmmss)	
	DCT				SAP S/4 HANA	/SCMTMS /D_SCHLOC	EXEC_ OR G_ID	Planning and Execution Organization	Direct Mapping	

List of Custom Target Reports for this object is maintained here: [Conversion Specification - Custom Reports Register](#).

Transformation Mapping

Field Name	Mapping Table Name	Mapping Table Description
TSP	Vendor Number	LIFNR: Old Vendor Code to New Vendor Code cross reference

Transformation Dependencies

List the steps that need to occur before transformation can commence

Item #	Step Description	Team Responsible
1	Ensure DCT tables completeness	Data Team (SCM)
2	Value Mappings are according to the latest design	Functional Team (SCM) + Data Team (SCM)
3	SAP Transportation management configuration for default routes is complete	Functional Team (SCM) + Data Team (SCM)
4	Dependent Master Data records for Locations and Carriers (business partners) are loaded	Functional Team (SCM) + Data Team (SCM)

Pre-Load Validation

Project Team

Completeness

Task	Action
Check Values	Validate the pre-load data confirming the values are aligned with target system format
Validate template structure and required field population	Ensure mandatory fields like DESCRIPTION, SCH_TYPE, MOT, Locations (transportation stops), validity dates are filled
Verify Record Count	SCM Data Team to verify that the total number of relevant records from the DCT is equal to the total number of records in the Preload and Load Sheets.

Accuracy

Task	Action
Conversion Accuracy	SCM Data Team to verify that all fields below meet pass the checks: <ol style="list-style-type: none"> 1. Mandatory Fields 2. Field and Value Mapping Correctness 3. Null Checks 4. Text Length Checks
Perform format validation (date, currency, decimal separators)	Standardize format to match SAP accepted input (e.g., YYYYMMDD for dates)
Review Error Reports	Review and correct the errors. Achieve a zero-error record count as much as possible. Raise defects for data remediated and requiring a correction in the source data.
Conduct dry runs using LTMC or BAPIs and review logs	Analyze load results and correct format or conversion errors

Business

Completeness

Task	Action
Verify Record Count	Business Data Owner/s to verify that the total number of relevant records from the the DCT is equal to the total number of records in the Preload validation file.

Accuracy

Task	Action
Conversion Accuracy	Business Data Owner/s to verify that all the data in the preload validation file is accurate as per endorsed transformation /mapping rules (and signed-off DCT data). Review error reports in tool for any mismatch or missing transformed values.

Load

The load process includes:

1. Execute the automated data load into target system using load tool or produce the load file if the load must be done manually

- Once the data is loaded to the target system, it will be extracted and prepared for Post Load Data Validation with side by side check of each fields in scope of the objects with fields to be displayed as XXXX_DCT, XXXX_S4HANA, XXXX_MATCH (As TRUE or FALSE) with an additional column denoting fields not matching and status of loading in S/4HANA as LOADED_IN_S4HANA (As TRUE or FALSE)

Function Loader_Inlay program or Custom Migration Cockpit Object (LTMOM) will have to be used for automated load of default routes to SAP S/4 HANA TM. There is no standard object available in SAP Migration Cockpit for Default routes. The load file format can be finalized when development system is available.

BAPI: /SCMTMS/BAPI_SCHEDULE_SAVEMULT

Load Run Sheet

Item #	Step Description	Team Responsible
1	Ensure the load tools are transported into the correct system/instance.	Data Team (SCM)
2	Ensure Pre-load sign-offs are obtained.	Data Team (SCM)
3	Execute upload of Default routes using Function Loader_Inlay program or Custom Migration Cockpit Object.	Data Team (SCM)
4	Validate few records loaded by accessing standard transactions from S/4HNA E.g. Fiori app 'Display Default Route'.	Data Team (SCM)
5	Generate the post load reports in tool.	Data Team (SCM), Data Team (Syniti)
6	Log errors as defects, if any and address resolutions. Close defects.	Data Team (SCM)
7	Resolve defects by reupload and re-generate post load reports if necessary.	Data Team (SCM), Data Team (Syniti)
8	Business to validate the post load files as part of post-load validation, raise data defects or provide the post-load sign-off.	Business team
9	Repeat steps 5 to 7 if necessary.	Data Team (SCM), Data Team (Syniti)

Load Phase and Dependencies

Default routes data will be loaded in the pre-cutover window.

Configuration

Item #	Configuration Item
1	SAP Transportation management configuration MOT (Table & field: TVTR-VKTRA) Stage types (Table & field: /SCMTMS/C_STGTY-STAGE_TYPE) Default route type (Table & field: /SCMTMS/C_SCHTY-TYPE (where CAT = D))
2	T002 - Language Keys
3	Number range for default routes

Conversion Objects

Object #	Preceding Object Conversion Approach
1051	TM - Locations
3016	Business Partners - Transporters/Forwarders

Error Handling

As part of the default routes data load to S/4HANA using the Syniti data migration tool, various data quality, configuration, and technical challenges may arise.

The following table outlines the most commonly observed error types during data load, and the corrective actions typically taken to resolve them. This helps ensure consistency in issue handling, improves traceability during cutover, and supports smooth end-to-end execution of the default routes load.

Error Type	Error Description	Action Taken
Configuration	Invalid or missing MOT, Stage types, Default route type	Engage Functional team to expedite and fix the error in the system
Formatting Errors	One or more key fields (e.g., TSP) are incorrectly formatted	Ensure formatting is done correctly (e.g., leading zeros for TSP). (Leading zero requirement will be confirmed when loading tool is available/tested)
Authorization Errors	Lack of access to execute load in target client/system	Raised access request; obtained necessary authorizations
Transformation Miss	Required transformation logic not applied before load	Re-applied transformation rules and revalidated source-target mapping
Technical Load Failure	File not processed due to syntax /format error or system issue	Reviewed logs; regenerated file; re-executed load after resolving issue

Post-Load Validation

Project Team

Completeness

Task	Action
Run Fiori app/tcode to check loaded data in SAP	Run Fiori app 'Display Default route' to check if data has been loaded
Compare uploaded data against source file values	Use Custom reconciliation tools e.g. SQL Server or Excel based comparison tools to validate the number of records loaded against the load file record volume
Check for load errors in load tool	Review custom load tool or Legacy Transfer Migration Cockpit LTMC logs for any failures

Accuracy

Task	Action
Compare uploaded data against source file values	Use automated postload validation report or standard reports from S/4 HANA to validate field by field value match across all loaded records

Business

Completeness

Task	Action
Verify Count	Download Postload validation reports from Syniti and verify that the record count loaded in the target S/4 HANA is the same count as of the endorsed load file.
Review loaded Default routes	Access the S/4HANA system (via Fiori app Display Default route) to view loaded default routes

Accuracy

Task	Action
Compare Against Approved Load File	Cross-check data in S/4HANA against the final business-approved load file used for migration
Validate Accuracy of Converted/Transformed Data	Review any transformed fields (e.g., business partner number) for correctness
Log and Report Discrepancies	Use provided discrepancy log format or defect management tool to report any findings

Key Assumptions

- Master Data Standard is up to date as on the date of documenting this conversion approach and data load.
- Default route is in scope based on data design and any exception requested by business.
- Data entries in DCT are target-ready data unless a specific transformation rule is stated for that field in the transformation rules.
- The list of validation checks in transformation section is not exhaustive and may change over time as the design and configuration of the system evolves.
- *Any additional key assumptions.*

See also

Change log

Version	Published	Changed By	Comment
CURRENT (v. 43)	Dec 08, 2025 15:40	OMER-ext, Mohammed	Updated the transformation approach for the field Default route type given that actual config val
v. 42	Dec 01, 2025 12:32	OMER-ext, Mohammed	Based on functional deep dive session: 1) Transportation duration field changed to automatic. It
v. 41	Oct 07, 2025 13:53	OMER-ext, Mohammed	
v. 40	Sept 26, 2025 07:32	OMER-ext, Mohammed	
v. 39	Sept 25, 2025 17:36	OMER-ext, Mohammed	
v. 38	Sept 05, 2025 10:41	OMER-ext, Mohammed	
v. 37	Sept 01, 2025 12:28	OMER-ext, Mohammed	
v. 36	Aug 27, 2025 13:01	OMER-ext, Mohammed	

ed

v. 35	Aug 21, 2025 11:50	OMER-ext, Mohammed
v. 34	Aug 21, 2025 11:14	OMER-ext, Mohammed






[Go to Page History](#)

Workflow history

Title	Last Updated By	Updated	State	Status
CNV-1053 TM-Default Routes	OMER-ext, Mohammed	Dec 08, 2025 15:40	Revision in Progress	

Workflow history

This view shows the 5 most recent entries. The complete workflow log is available from the 'Document Activity' menu item.

From	Actor	Type	Activity	Version
Dec 01, 2025 to Dec 08, 2025				
Approved	 OMER-ext, Mohammed	Edit	updated the page at 12:32 pm	
Nov 03, 2025				
	 MUTHUSAMY-ext, Kunalan	State	changed state to Approved at 10:22 am (State override) <i>[PMO Comments] Conversion Spec completed as per CS register and functional review completed</i>	v41
From Sept 25, 2025 to Oct 07, 2025				
Peer Review	 OMER-ext, Mohammed	Edit	updated the page at 5:36 pm	
Sept 07, 2025				
	 RAYUDU-ext, Narasimha Kumar	State	gave <i>Peer Review</i> approval at 3:16 pm	
Sept 05, 2025				
	 OMER-ext, Mohammed	Edit	updated the page at 10:41 am	