

CNV-1019 Template Project

Status	Peer Review
Owner	NADAR-ext, Parvati
Stakeholders	KOHN-ext, Jacob STEFANESCU-ext, Aurelia UPADHYAY-ext, Anjali

Purpose

The purpose of this document is to define the conversion approach to create Template Project in S/4 HANA. .

As per SyWay design, Template projects are standardized reusable Project structures used for creating operational Project and/or WBS quickly and consistently in S/4 Hana.

Templates Projects consists of both a Project definition and/or WBS element hierarchy structure. These templates are created as Operative Project templates starting with letter T, these are not the STANDARD Projects and Standard WBS elements. Once created, the template project status is locked.

Conversion Scope

The scope of this document covers the approach for uploading Template Project into S/4HANA following the Template Project Master Data Design Standard.

Scope include:

There will be 2 types of Template Project Definitions

1. Template Project definition assigned to PPM Item types - Used to create Project structure automatically from PPM item.
2. Template Project Definition which are not assigned to PPM item types - Used to create sub-hierarchy of WBS on an existing project rather than creating WBS element individually.

Project Templates will be created for all of the below mentioned project profiles.

ZPS0001	Capital/ Operational Expense
ZPS0002	Operational Expense
ZPS0005	Provisional Projects

Applicable Project code as per design for project template:

Project ID	Coding Mask	Description
T	-000000-00-00-XX-XX-XX	Coding Mask for Project Templates

Once the template project upload is done in S/4 HANA, template project should be locked.

Template Project Definition status as locked.

1. Table PROJ - Object number of template Project definition
2. Table JEST - Field "Object number" = Key in the object numbers of template Project definition from PROJ.
3. Table JEST - Filter object number that do have status = I0065-Master data locked
4. Table TJ02 - Status number from JEST table to TJ02 table provides description for system statuses.

Template WBS element status as locked

1. Table PRPS - Object numbers of template WBS
2. Table JEST - Field "Object number" = Key in the object numbers of WBS from PRPS.
3. Table JEST - Filter object number that do have status = I0043-Locked.
4. Table TJ02 - Status number from JEST table to TJ02 table provides description for system statuses.

The data from legacy system includes:

Not applicable, Source of data is DCT.

List of source systems and approximate number of records

Source	Scope	Source Approx No. of Records	Target System	Target Approx No. of Records
--------	-------	------------------------------	---------------	------------------------------

DCT	Project Definition		S/4HANA	15
DCT	WBS element		S/4HANA	

Migration load to be done to ROW instance with replication to other S/4 Hana instances via interface (API) to the China and CUI instance To be included in cut-over strategy document.

Additional Information

Multi-language Requirement

Project Definition / WBS description will be made available in English.

Document Management

Not Applicable

Legal Requirement

Not Applicable

Special Requirements

Not Applicable

Target Design

The technical design of the target for this conversion approach.

Table	Field	Data Element	Field Description	Data Type	Length	Requirement
PROJ	PSPID	PS_PSPID	Project definition	CHAR	24	Mandatory
PROJ	POST1	PS_POST1	PS: Short description	CHAR	40	Mandatory
PROJ	STSPR	PS_STSPR	WBS status profile	CHAR	8	System Generated
PROJ	VBUKR	PS_VBUKR	Company code	CHAR	4	Mandatory
PROJ	VKOKR	PS_VKOKR	Controlling area for the project	CHAR	4	System Generated
PROJ	PWHIE	PS_PWHIE	WBS currency (project definition)	CHAR	5	System Generated
PROJ	PLFAZ	PS_PLFAZ_CHG	Project planned start date	DATS	8	Default as 01.01.2000
PROJ	VGPLF	PS_VGPLF	Planning method for project basic dates	NUMC	1	System Generated
PROJ	EWPLF	PS_EWPLF	Planning method for project forecast dates	NUMC	1	System Generated
PROJ	PROFL	PROFIDPROJ	Project Profile	CHAR	7	System Generated
PROJ	BPROF	BP_BPROFIL	Budget Profile	CHAR	6	System Generated
PROJ	BESTA	PS_BESTAND	Project Stock	CHAR	1	System Generated
PROJ	SCOPE	SCOPE_CV	Object Class	CHAR	2	System Generated
PROJ	SCPRF	PS_SCHDPRF	Profile for WBS scheduling	CHAR	12	System Generated
PROJ	PLINT	PLINT	Indicator for Integrated Planning	CHAR	1	System Generated
PROJ	SCHTYP	PS_SCHED_TYPE	Scheduling scenario	CHAR	1	System Generated
PROJ	FUNC_AREA	FKBER	Functional Area	CHAR	16	Conditional
PRPS	POSID	PS_POSID	WBS element ID	CHAR	24	Mandatory
PRPS	POST1	PS_POST1	PS: Short description	CHAR	40	Mandatory
PRPS	PBUKR	PS_PBUKR	Company code for WBS element	CHAR	4	Mandatory
PRPS	PKOKR	PS_PKOKR	Controlling area	CHAR	4	System Generated
PRPS	PRART	PS_PRART	Project Type	CHAR	2	Conditional
PRPS	BELKZ	PS_BELKZ	Account assignment element	CHAR	1	Conditional
PRPS	PWPOS	PS_PWPOS	Currency	CHAR	5	System Generated

PRPS	SCOPE	SCOPE_CV	Object Class	CHAR	2	System Generated
PRPS	IMPRF	PS_ZSCHM	Investment Profile	CHAR	7	Conditional
PRPS	EEINH	PS_EEINH	Unit of measure	CHAR	3	System Generated
PRPS	FUNC_AREA	FKBER	Functional Area	CHAR	16	Conditional
PRPS	PSPHI	PSPID	Current number for project	CHAR	24	System generated
PRPS	STUFE	PS_STUFE	Level in Project Hierarchy	IN1	3	System generated
PRHI	LEFT	PS_PHILE	WBS_LEFT	CHAR	24	System generated
PRHI	UP	PS_PHIUP	WBS_UP	CHAR	24	System generated
PRPS	ZX01		CAPEX/ OPEX	CHAR	10	Conditional

Data Cleansing

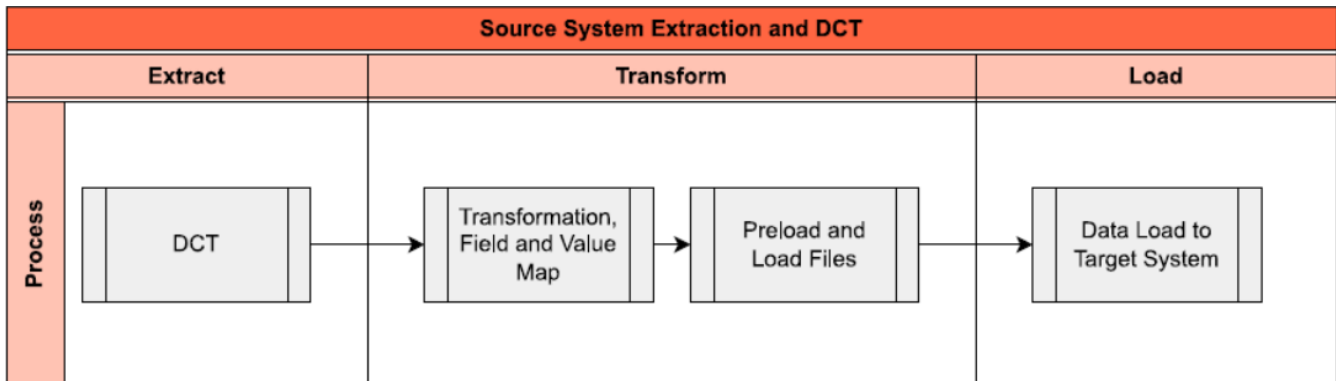
Data cleansing not applicable, as data object Project Template data (Project Definition and WBS) will be collected specifically for data migration.

Collection will be done manually in the Data Collection Template.

ID	Criticality	Error Message/Report Description	Rule	Output	Source System
		Not Applicable			

Conversion Process

The high-level process is represented by the diagram below:



Data Privacy and Sensitivity

Not Applicable.

Extraction

Extract data from a source into Syniti Migrate.

The data does not exist (or cannot be converted from its current state). The data is manually collected by the business directly in Syniti Migrate. This is to be conducted using DCT (Data Collection Template) in Syniti Migrate

Extraction Run Sheet

Req #	Requirement Description	Team Responsible
1	Ensure DCT is collected for Project Template (Project Definition / WBS elements)	Data Team
2	Perform preliminary completeness check, data quality check.	Data Team
3	Raise issues as defects if Req # 1 to 2 are not met	Data Team

4	Repeat Req # 1 to 3 if required	Data Team
---	---------------------------------	-----------

Selection Screen

Not Applicable

Selection Ref Screen	Parameter Name	Selection Type	Requirement	Value to be entered/set
Not Applicable				

Data Collection Template (DCT)

Target Ready Data Collection Template will be created for Template Project data with exception of some fields which require transformation as mentioned in the transformation rule.

Template Project DCT Rules

Field Name	Field Description	Rule
Project Level (Table - PROJ)		
PSPID	Project definition	Unique Identifier manually generated via coding mask starting with "T-000000". T = Single digit project coding key followed by separator '-' and six digit numeric character 000000.
POST1	PS: Short description	Template description (Name) entered manually.
VBUKR	Company code	Represents legal entity. Refer configuration table field T001-BURKS for data validation. The project template will have the default company code 1000. PROJ-VBUKR = 1000

PROFL	Project Profile	<p>The profiles contain default values and control parameters for processing objects and functions in the Project System. Project profile is maintained on the template project.</p> <p>Rule applicable as below:</p> <p>Rule 1:</p> <p>Project profile =PROJ- PROFL=ZPS0001 - CAPITAL/ Operational Expense</p> <table border="1" data-bbox="355 279 894 789"> <thead> <tr> <th>Template name (PROJ_POST1)</th> <th>Project Type (PRPS-PRART)</th> </tr> </thead> <tbody> <tr><td>Industrial Project with Qualification</td><td>17 Industrial Projects</td></tr> <tr><td>Industrial Project</td><td>17 Industrial Projects</td></tr> <tr><td>Industrial Project - Simple</td><td>17 Industrial Projects</td></tr> <tr><td>New Product Introduction</td><td>New Product Introduction</td></tr> <tr><td>New Product Introduction</td><td>Product & Process Improvement</td></tr> <tr><td>Customer and business support</td><td>Customer and business support</td></tr> <tr><td>OPD Opportunity Development</td><td>OPD Opportunity Development</td></tr> <tr><td>IT Full Lifecycle Project</td><td>18 IT Project</td></tr> <tr><td>IT Small Project</td><td>18 IT Project</td></tr> <tr><td>Opex project</td><td>34 Operational Expense</td></tr> <tr><td>Turnaround Projects</td><td>19 Turnaround Projects</td></tr> <tr><td>Direct Asset Purchase</td><td>11 Direct Asset Purchase</td></tr> <tr><td>Capitalised Maintenance</td><td>29 Budgeted Maintenance</td></tr> <tr><td>Capitalised Lease</td><td>16 Capital Lease</td></tr> <tr><td>Detailed Engineering and construction Templates</td><td>17 Industrial Projects</td></tr> </tbody> </table> <p>Rule 2:</p> <p>Project profile =PROJ- PROFL=ZPS0002 - Operational Expense</p> <table border="1" data-bbox="355 877 784 974"> <thead> <tr> <th>Template name (PROJ_POST1)</th> <th>Project Type (PRPS-PRART)</th> </tr> </thead> <tbody> <tr><td>OPD Opportunity Development</td><td>OPD Opportunity Development</td></tr> <tr><td>Opex project</td><td>34 Operational Expense</td></tr> </tbody> </table> <p>Rule 3 Project profile =PROJ- PROFL = ZPS0005 - Provisional Projects</p> <table border="1" data-bbox="355 1024 847 1278"> <thead> <tr> <th>Template name (PROJ_POST1)</th> <th>Project Type (PRPS-PRART)</th> </tr> </thead> <tbody> <tr><td>Safety and Environment Provision</td><td>13 Safety and Environment Provision</td></tr> <tr><td>IAS19 Provision</td><td>14 IAS19 Provision</td></tr> <tr><td>Restructuring Provision</td><td>12 Restructuring Provision</td></tr> <tr><td>Environmental Fines</td><td>22 Environmental Fines</td></tr> <tr><td>Social Fines</td><td>23 Social Fines</td></tr> <tr><td>Corruption Fines</td><td>24 Corruption Fines</td></tr> </tbody> </table>	Template name (PROJ_POST1)	Project Type (PRPS-PRART)	Industrial Project with Qualification	17 Industrial Projects	Industrial Project	17 Industrial Projects	Industrial Project - Simple	17 Industrial Projects	New Product Introduction	New Product Introduction	New Product Introduction	Product & Process Improvement	Customer and business support	Customer and business support	OPD Opportunity Development	OPD Opportunity Development	IT Full Lifecycle Project	18 IT Project	IT Small Project	18 IT Project	Opex project	34 Operational Expense	Turnaround Projects	19 Turnaround Projects	Direct Asset Purchase	11 Direct Asset Purchase	Capitalised Maintenance	29 Budgeted Maintenance	Capitalised Lease	16 Capital Lease	Detailed Engineering and construction Templates	17 Industrial Projects	Template name (PROJ_POST1)	Project Type (PRPS-PRART)	OPD Opportunity Development	OPD Opportunity Development	Opex project	34 Operational Expense	Template name (PROJ_POST1)	Project Type (PRPS-PRART)	Safety and Environment Provision	13 Safety and Environment Provision	IAS19 Provision	14 IAS19 Provision	Restructuring Provision	12 Restructuring Provision	Environmental Fines	22 Environmental Fines	Social Fines	23 Social Fines	Corruption Fines	24 Corruption Fines
Template name (PROJ_POST1)	Project Type (PRPS-PRART)																																																					
Industrial Project with Qualification	17 Industrial Projects																																																					
Industrial Project	17 Industrial Projects																																																					
Industrial Project - Simple	17 Industrial Projects																																																					
New Product Introduction	New Product Introduction																																																					
New Product Introduction	Product & Process Improvement																																																					
Customer and business support	Customer and business support																																																					
OPD Opportunity Development	OPD Opportunity Development																																																					
IT Full Lifecycle Project	18 IT Project																																																					
IT Small Project	18 IT Project																																																					
Opex project	34 Operational Expense																																																					
Turnaround Projects	19 Turnaround Projects																																																					
Direct Asset Purchase	11 Direct Asset Purchase																																																					
Capitalised Maintenance	29 Budgeted Maintenance																																																					
Capitalised Lease	16 Capital Lease																																																					
Detailed Engineering and construction Templates	17 Industrial Projects																																																					
Template name (PROJ_POST1)	Project Type (PRPS-PRART)																																																					
OPD Opportunity Development	OPD Opportunity Development																																																					
Opex project	34 Operational Expense																																																					
Template name (PROJ_POST1)	Project Type (PRPS-PRART)																																																					
Safety and Environment Provision	13 Safety and Environment Provision																																																					
IAS19 Provision	14 IAS19 Provision																																																					
Restructuring Provision	12 Restructuring Provision																																																					
Environmental Fines	22 Environmental Fines																																																					
Social Fines	23 Social Fines																																																					
Corruption Fines	24 Corruption Fines																																																					
FUNC_AR EA	Functional Area	<p>The Functional Area allows classification of project-related costs by function.</p> <table border="1" data-bbox="355 1362 1135 1734"> <thead> <tr> <th>Template name (PROJ_POST1)</th> <th>Project Profile</th> <th>Project Type</th> <th>Functional Area</th> </tr> <tr> <td></td> <td>PROJ- PROFL</td> <td>Project Type (PRPS-PRART)</td> <td>PROJ-FUNC_AREA</td> </tr> </thead> <tbody> <tr><td>Industrial Project with Qualification</td><td>ZPS0001 - CAPITAL/ Operational Expense</td><td>17 Industrial Projects</td><td>IS</td></tr> <tr><td>Industrial Project</td><td>ZPS0001 - CAPITAL/ Operational Expense</td><td>17 Industrial Projects</td><td>IS</td></tr> <tr><td>Industrial Project - Simple</td><td>ZPS0001 - CAPITAL/ Operational Expense</td><td>17 Industrial Projects</td><td>IS</td></tr> <tr><td>New Product Introduction</td><td>ZPS0001 - CAPITAL/ Operational Expense</td><td>New Product Introduction</td><td>R&I</td></tr> <tr><td>New Product Introduction</td><td>ZPS0001 - CAPITAL/ Operational Expense</td><td>Product & Process Improvement</td><td>R&I</td></tr> <tr><td>Customer and business support</td><td>ZPS0001 - CAPITAL/ Operational Expense</td><td>Customer and business support</td><td>R&I</td></tr> <tr><td>New Application introduction</td><td>ZPS0001 - CAPITAL/ Operational Expense</td><td>New Application Development</td><td>R&I</td></tr> <tr><td>OPD Opportunity Development</td><td>ZPS0002 - Operational Expense</td><td>OPD Opportunity Development</td><td>R&I</td></tr> <tr><td>IT Full Lifecycle Project</td><td>ZPS0001 - CAPITAL/ Operational Expense</td><td>18 IT Project</td><td>IT</td></tr> <tr><td>IT Small Project</td><td>ZPS0001 - CAPITAL/ Operational Expense</td><td>18 IT Project</td><td>IT</td></tr> </tbody> </table>	Template name (PROJ_POST1)	Project Profile	Project Type	Functional Area		PROJ- PROFL	Project Type (PRPS-PRART)	PROJ-FUNC_AREA	Industrial Project with Qualification	ZPS0001 - CAPITAL/ Operational Expense	17 Industrial Projects	IS	Industrial Project	ZPS0001 - CAPITAL/ Operational Expense	17 Industrial Projects	IS	Industrial Project - Simple	ZPS0001 - CAPITAL/ Operational Expense	17 Industrial Projects	IS	New Product Introduction	ZPS0001 - CAPITAL/ Operational Expense	New Product Introduction	R&I	New Product Introduction	ZPS0001 - CAPITAL/ Operational Expense	Product & Process Improvement	R&I	Customer and business support	ZPS0001 - CAPITAL/ Operational Expense	Customer and business support	R&I	New Application introduction	ZPS0001 - CAPITAL/ Operational Expense	New Application Development	R&I	OPD Opportunity Development	ZPS0002 - Operational Expense	OPD Opportunity Development	R&I	IT Full Lifecycle Project	ZPS0001 - CAPITAL/ Operational Expense	18 IT Project	IT	IT Small Project	ZPS0001 - CAPITAL/ Operational Expense	18 IT Project	IT				
Template name (PROJ_POST1)	Project Profile	Project Type	Functional Area																																																			
	PROJ- PROFL	Project Type (PRPS-PRART)	PROJ-FUNC_AREA																																																			
Industrial Project with Qualification	ZPS0001 - CAPITAL/ Operational Expense	17 Industrial Projects	IS																																																			
Industrial Project	ZPS0001 - CAPITAL/ Operational Expense	17 Industrial Projects	IS																																																			
Industrial Project - Simple	ZPS0001 - CAPITAL/ Operational Expense	17 Industrial Projects	IS																																																			
New Product Introduction	ZPS0001 - CAPITAL/ Operational Expense	New Product Introduction	R&I																																																			
New Product Introduction	ZPS0001 - CAPITAL/ Operational Expense	Product & Process Improvement	R&I																																																			
Customer and business support	ZPS0001 - CAPITAL/ Operational Expense	Customer and business support	R&I																																																			
New Application introduction	ZPS0001 - CAPITAL/ Operational Expense	New Application Development	R&I																																																			
OPD Opportunity Development	ZPS0002 - Operational Expense	OPD Opportunity Development	R&I																																																			
IT Full Lifecycle Project	ZPS0001 - CAPITAL/ Operational Expense	18 IT Project	IT																																																			
IT Small Project	ZPS0001 - CAPITAL/ Operational Expense	18 IT Project	IT																																																			
Template WBS (Table - PRPS)																																																						
POSID	WBS element ID	<p>Unique Identifier for the WBS Element template as per project coding mask starts with "T".</p> <p>Project definition key = Project WBS key, T = Single digit key</p>																																																				
POST1	PS: Short description (1st text line)	40 character description of the template WBS element.																																																				
PBUKR	Company code for WBS element	Represents legal entity and inherited from the Project Definition. Refer configuration table field T001-BURKS for data validation.																																																				

PRART	Project Type	It is an attribute that serve as classification field that help to define the nature, purpose, and governance of a WBS element. Refer configuration table field TCJ1-PRART for allowed values. Project type in-line with the Project profile as mentioned above PROJ-PROFL						
BELKZ	Account assignment element	This indicator enables financial posting on the WBS element. It will be checked in below conditions: Applicable rule:						
		Template name (PROJ_POST1)	Project Profile PROJ- PROFL	Project Type Project Type (PRPS-PRART)	Lvl 1 WBS PRPS-STUFE=1 Acc Assignment = BELKZ	Lvl 2 WBS PRPS-STUFE=2 Acc Assignment = BELKZ	Lvl 3 WBS PRPS-STUFE=3 Acc Assignment = BELKZ	Lvl 4 WBS PRPS-STUFE=4 Acc Assignment = BELKZ
		Below template Projects required mapping to PPM item type config						
		Industrial Project with Qualification	ZPS0001 - CAPITAL/Operational Expense	17 Industrial Projects	Blank	Blank	Not applicable	Not applicable
		Industrial Project	ZPS0001 - CAPITAL/Operational Expense	17 Industrial Projects	Blank	Blank	Not applicable	Not applicable
		Industrial Project - Simple	ZPS0001 - CAPITAL/Operational Expense	17 Industrial Projects	Blank	Blank	Not applicable	Not applicable
		New Product Introduction	ZPS0001 - CAPITAL/Operational Expense	New Product Introduction	Blank	Blank	Not applicable	Not applicable
		New Product Introduction	ZPS0001 - CAPITAL/Operational Expense	Product & Process Improvement	Blank	Blank	Not applicable	Not applicable
		Customer and business support	ZPS0001 - CAPITAL/Operational Expense	Customer and business support	Blank	Active	Not applicable	Not applicable
		OPD Opportunity Development	ZPS0002 - Operational Expense	OPD Opportunity Development	Blank	Active	Not applicable	Not applicable
		IT Full Lifecycle Project	ZPS0001 - CAPITAL/Operational Expense	18 IT Project	Blank	Blank	Not applicable	Not applicable
		IT Small Project	ZPS0001 - CAPITAL/Operational Expense	18 IT Project	Blank	Blank	Not applicable	Not applicable
		Opex project	ZPS0002 - Operational Expense	34 Operational Expense	Blank	Active	Not applicable	Not applicable
		Turnaround Projects	ZPS0001 - CAPITAL/Operational Expense	19 Turnaround Projects	Blank	Blank	Not applicable	Not applicable
		Direct Asset Purchase	ZPS0001 - CAPITAL/Operational Expense	11 Direct Asset Purchase	Blank	Active	Not applicable	Not applicable
		Capitalised Maintenance	ZPS0001 - CAPITAL/Operational Expense	29 Budgeted Maintenance	Blank	Blank	Not applicable	Not applicable
		Capitalised Lease	ZPS0001 - CAPITAL/Operational Expense	16 Capital Lease	Blank	Active	Not applicable	Not applicable
		New Application introduction	ZPS0001 - CAPITAL/Operational Expense	New Application Development	Blank	Blank	Not applicable	Not applicable
		Below template Projects are standalone projects with no mapping to PPM item type config						
		Detailed Engineering and construction Templates	ZPS0001 - CAPITAL/Operational Expense	17 Industrial Projects	Blank	Blank	Active Mandatory Investment profile PRPS-IMPRF = Not blank	Active Mandatory Investment profile PRPS-IMPRF = Blank
		Safety and Environment Provision	ZPS0005 - Provisional Projects	Safety and Environment Provision	Blank	Active	Not applicable	Not applicable
		IAS19 Provision	ZPS0005 - Provisional Projects	IAS19 Provision	Blank	Active	Not applicable	Not applicable
		Restructuring Provision	ZPS0005 - Provisional Projects	Restructuring Provision	Blank	Active	Not applicable	Not applicable
		Environmental Fines	ZPS0005 - Provisional Projects	Environmental Fines	Blank	Active	Not applicable	Not applicable
		Social Fines	ZPS0005 - Provisional Projects	Social Fines	Blank	Active	Not applicable	Not applicable
		Corruption Fines	ZPS0005 - Provisional Projects	Corruption Fines	Blank	Active	Not applicable	Not applicable
IMPRF	Investment Profile	Investment Profile on WBS element is used to enable auto generation of AUC w.r.t. predefined asset class. Template project PROJ_POST1 = 'Detailed Engineering and construction' with project profile PROJ-PROFL = ZPS0001, project type PRPS-PRART = 17 Industrial Projects, investment profile is mandatory on template WBS for level PRSP-STUFE = 3 where indicator PRPS-ZX01, Capex/Opex = Capex, PRPS-IMPRF = mandatory						
FUNC_AR EA	Functional Area EA	The value of this field will be inherited from the project definition template. It should not be changed at the WBS element level i.e PROJ-FUNC_AREA = PRPS-FUNC_AREA						
PSPHI	Current number for project	Project ID assigned to the WBS elements in the project template						

STUFE	Level in Project Hierarchy	<p>1. Template project WBS relevant for PPM item type, project profile = ZPS0001 - CAPITAL/ Operational Expense, ZPS0002 - Operational Expense, WBS level 1 PRPS-STUFE=1 & Level 2 PRPS-STUFE=2 are applicable. WBS level PRPS-STUFE = 3, 4, 5 are not applicable</p> <p>a. Level 1 represent project template definition b. Level 2 represent phase/stage</p> <p>2. Template project WBS not relevant for PPM item type,</p> <p>a. Template Project, 'Detailed Engineering and construction Template', project profile = ZPS0001 - CAPITAL/ Operational Expense, WBS level 1 PRPS-STUFE=1, Level 2 PRPS-STUFE=2, Level 3 PRPS-STUFE=3, Level 4 PRPS-STUFE=4 are applicable.</p> <p>Level 1 represent project template definition</p> <p>Level 2 WBS, with account assignment not allowed</p> <p>Level 3 represent Asset Category or Expense Category</p> <p>Level 4 represent Cost Collector</p> <p>b. Template projects Safety and Environment Provision, IAS19 Provision, Restructuring Provision, Environmental Fines, Social Fines, Corruption Fines with project profile ZPS0005 - Provisional Projects, WBS level 1 PRPS-STUFE=1 & Level 2 PRPS-STUFE=2 applicable. WBS level PRPS-STUFE = 3, 4, 5 not applicable.</p> <p>Level 1 represent project template definition with account assignment not allowed</p> <p>Level 2 WBS, with account assignment allowed</p>
LEFT	WBS_LEFT	This field represents the left-adjacent WBS element in the same hierarchy level required for navigating sibling relationships within a WBS hierarchy. PRHI-LEFT
UP	WBS_UP	This field represents the immediate superior WBS element (parent node) required for establishing parent-child relationships in the WBS hierarchy. PRHI-RIGHT
ZX01	CAPEX/ OPEX	This field identifies expense is CAPEX or OPEX. It is maintained on the project template's WBS elements. - For project profile ZPS0001 this field will not be maintained on project template WBS. For PRPS-PSPHI in table PROJ-PROFL = ZPS0001, PRPS-ZX01 = blank -For project profiles ZPS0002 this field will be set to OPEX on the project template WBS. For PRPS-PSPHI in table PROJ, PROJ-PROFL = ZPS0001, PRPS-ZX01 = not blank

Appendix: Post template upload, Template projects are mapped to item types through customizing settings for SAP Portfolio and Project Management (PPM) (config table /RPM/V_PSIPT). as per the config rationale.

Template name	PPM Item Type	PS Project Profile	PS Project Type	Rule for L1 WBSE	Rule for L2 WBSE	Rule for L3 WBSE	Rule for L4 WBSE
Industrial Project with Qualification	Z001 Industrial Project with Qualification	ZPS0001 - CAPITAL/ Operational Expense	17 Industrial Projects	Represent project template definition A/C assignment not allowed	Represent phase /stage. Mapped to a PPM decision point. A/C assignment not allowed	N/A - no L3 in this template	N/A - no L4 in this template
Industrial Project	Z002 Industrial Project	ZPS0001 - CAPITAL/ Operational Expense	17 Industrial Projects	Represent project template definition A/C assignment not allowed	Represent phase /stage. Mapped to a PPM decision point. A/C assignment not allowed	N/A - no L3 in this template	N/A - no L4 in this template
Industrial Project - Simple	Z003 Industrial Project - Simple ?	ZPS0001 - CAPITAL/ Operational Expense	17 Industrial Projects	Represent project template definition A/C assignment not allowed	Represent phase /stage. Mapped to a PPM decision point. A/C assignment not allowed	N/A - no L3 in this template	N/A - no L4 in this template
New Product Introduction	Z004 New Product Introduction	ZPS0001 - CAPITAL/ Operational Expense	New Product Introduction	Represent project template definition A/C assignment not allowed	Represent phase /stage. Mapped to a PPM decision point. A/C assignment not allowed	N/A - no L3 in this template	N/A - no L4 in this template
New Product Introduction	Z005 Product & Process Improvement	ZPS0001 - CAPITAL/ Operational Expense	Product & Process Improvement	Represent project template definition A/C assignment not allowed	Represent phase /stage. Mapped to a PPM decision point. A/C assignment not allowed	N/A - no L3 in this template	N/A - no L4 in this template
Customer and business support	Z006 Customer and business support	ZPS0001 - CAPITAL/ Operational Expense	Customer and business support	Represent project template definition A/C assignment not allowed	Represent phase /stage. Mapped to a PPM decision point. A/C assignment allowed	N/A - no L3 in this template	N/A - no L4 in this template

OPD Opportunity Development	Z007 OPD Opportunity Development	ZPS0002 - Operational Expense	OPD Opportunity Development	Represent project template definition A/C assignment not allowed	Represent phase /stage. Mapped to a PPM decision point. A/C assignment allowed	N/A - no L3 in this template	N/A - no L4 in this template
IT Full Lifecycle Project	Z008 IT Full Lifecycle Project	ZPS0001 - CAPITAL/ Operational Expense	18 IT Project	Represent project template definition A/C assignment not allowed	Represent phase /stage. Mapped to a PPM decision point. A/C assignment not allowed	N/A - no L3 in this template	N/A - no L4 in this template
IT Small Project	Z009 IT Small Project	ZPS0001 - CAPITAL/ Operational Expense	18 IT Project	Represent project template definition A/C assignment not allowed	Represent phase /stage. Mapped to a PPM decision point. A/C assignment allowed	N/A - no L3 in this template	N/A - no L4 in this template
Opex project	Z010 Opex Project	ZPS0002 - Operational Expense	34 Operational Expense	Represent project template definition A/C assignment not allowed	Represent phase /stage. Mapped to a PPM decision point. A/C assignment allowed	N/A - no L3 in this template	N/A - no L4 in this template
Turnaround Projects	Z011 Turnaround Projects	ZPS0001 - CAPITAL/ Operational Expense	19 Turnaround Projects	Represent project template definition A/C assignment not allowed	Represent phase /stage. Mapped to a PPM decision point. A/C assignment not allowed	N/A - no L3 in this template	N/A - no L4 in this template
Direct Asset Purchase	Z012 Direct Asset Purchase	ZPS0001 - CAPITAL/ Operational Expense	11 Direct Asset Purchase	Represent project template definition A/C assignment not allowed	Represent Cost Collector WBS Mapped to a PPM decision point. A/C assignment allowed	N/A - no L3 in this template	N/A - no L4 in this template
Capitalised Maintenance	Z013 Capitalised Maintenance	ZPS0001 - CAPITAL/ Operational Expense	29 Budgeted Maintenance	Represent project template definition A/C assignment not allowed	Represent phase /stage. Mapped to a PPM decision point. A/C assignment Not allowed	N/A - no L3 in this template	N/A - no L4 in this template
Capitalised Lease	Z014 Capital Lease	ZPS0001 - CAPITAL/ Operational Expense	16 Capital Lease	Represent project template definition A/C assignment not allowed	Represent Cost Collector WBS Mapped to a PPM decision point. A/C assignment allowed Statistical Indicator Active	N/A - no L3 in this template	N/A - no L4 in this template
Detailed Engineering and construction Templates	N/A	ZPS0001 - CAPITAL/ Operational Expense	17 Industrial Projects	Represent project template definition A/C assignment not allowed	Level 2 WBS only A/c Assignment not allowed	Represent Asset Category or Expense Category. A/c assignment is mandatory Investment profile can be added for capex WBS only	Represent Cost Collector A/c assignment is mandatory. Investment Profile not allowed
Safety and Environment Provision	N/A	ZPS0005 - Provisional Projects	Safety and Environment Provision	Represent project template definition A/C assignment not allowed	Settlement rule to GL Account A/C assignment allowed	N/A - no L3 in this template	N/A - no L4 in this template
IAS19 Provision	N/A	ZPS0005 - Provisional Projects	IAS19 Provision	Represent project template definition A/C assignment not allowed	Settlement rule to GL Account A/C assignment allowed	N/A - no L3 in this template	N/A - no L4 in this template
Restructuring Provision	N/A	ZPS0005 - Provisional Projects	Restructuring Provision	Represent project template definition A/C assignment not allowed	Settlement rule to GL Account A/C assignment allowed	N/A - no L3 in this template	N/A - no L4 in this template
New Application introduction	Z017 New Application Development	ZPS0001 - CAPITAL/ Operational Expense	New Application Development	Represent project template definition A/C assignment not allowed	Represent phase /stage. Mapped to a PPM decision point. A/C assignment not allowed	N/A - no L3 in this template	N/A - no L4 in this template
Environmental Fines	N/A	ZPS0005 - Provisional Projects	Environmental Fines	Represent project template definition A/C assignment not allowed	Settlement rule to GL Account A/C assignment allowed	N/A - no L3 in this template	N/A - no L4 in this template

Social Fines	N/A	ZPS0005 - Provisional Projects	Social Fines	Represent project template definition A/C assignment not allowed	Settlement rule to GL Account A/C assignment allowed	N/A - no L3 in this template	N/A - no L4 in this template
Corruption Fines	N/A	ZPS0005 - Provisional Projects	Corruption Fines	Represent project template definition A/C assignment not allowed	Settlement rule to GL Account A/C assignment allowed	N/A - no L3 in this template	N/A - no L4 in this template

Note: Upfront Automated Fields are not included in DCT as SAP validates these fields upon entry.

Extraction Dependencies

No Dependencies for Extract

Item #	Step Description	Team Responsible
	NA	

Transformation

The Target fields are mapped to the applicable Legacy field that will be its source, this is a 3-way activity involving the Business, Functional team and Data team. This identifies the transformation activity required to allow Syniti Migrate to make the data Target ready:

1. Perform value mapping and data transformation rules.
 - a. Legacy values are mapped to the to-be values (this could include a default value)
 - b. Values are transformed according to the rules defined in Syniti Migrate
2. Prepare target-ready data in the structure and format that is required for loading via prescribed Load Tool. This step also produces the load data ready for business to perform Pre-load Data Validation

Transformation Run Sheet

Item #	Step Description	Team Responsible
1	Obtain DCT Sign-off from Business	Data Team
2	Execute and Load and perform Transformation	Data Team
3	Monitor the transformation progress and ensure performance and completion is within allowed timeframe	Data team
4	Review and Validate Error and Preload Reports	Data Team
5	Generate data load count.	Data team
6	Generate Load Files	Data Team
7	Log errors as defects, if any and address resolutions. Close defects.	Data team
8	Re-transform and re-validate the Pre-load reports if necessary.	Data team
9	Validate the transformed file as part of pre-load validation, raise data defects or provide the pre-load sign-off.	Business
10	Analyze and resolve any pre-load defects logged by business.	Data team
11	Repeat steps 7 to 10 if necessary	Data team
12	Proceed to pre-load validations	Data team

Transformation Rules

Rule #	Source system	Source Table	Source Field	Source Description	Target System	Target Table	Target Field	Target Description	Transformation Logic
Template Project definition									
1	DCT		PROJ_PSPID	Project definition	S/4 Hana	PROJ	PSPID	Project definition	Copy from source to target system
2	DCT		PROJ_POS T1	PS: Short description	S/4 Hana	PROJ	POST1	PS: Short description	Copy from source to target system

3	DCT		PROJ_VBUKR	Company Code	S/4 Hana	PROJ	VBUKR	Company code	Copy from source to target
4					S/4 Hana	PROJ	VKOKR	Controlling Area	Derived from Project profile
5					S/4 Hana	PROJ	PWHIE	Project Currency	Value Mapping: Currency From Company Code Company Code Currency from T001-WAERS where BUKRS = PBUKR
6	DCT		PROJ_PROFL	Project Profile	S/4 Hana	PROJ	PROFL	Project Profile	Copy from Source
7	DCT		PLFAZ	Project planned start date	S/4 Hana	PROJ	PLFAZ	Project planned start date	Copy from source to target system
8					S/4 Hana	PROJ	BPROF	Budget Profile	Derived from Project profile
9					S/4 Hana	PROJ	BESTA	Project Stock	Default to No
10					S/4 Hana	PROJ	SCOPE	Object Class	Derived from Project profile
11					S/4 Hana	PROJ	SCPRF	Profile for WBS scheduling	Derived from Project profile
12					S/4 Hana	PROJ	PPROF	Planning Profile	Derived from Project profile
13					S/4 Hana	PROJ	PLINT	Indicator for Integrated Planning	Derived from Project profile
14					S/4 Hana	PROJ	SCHTYP	Scheduling scenario	Derived from Project profile
15	DCT		PROJ_FUNC_AREA	Functional Area	S/4 Hana	PROJ	FUNC_AR EA	Functional Area	Copy from source to target system
Template WBS									
16	DCT		POSID	WBS element ID	S/4 Hana	PRPS	POSID	WBS element ID	Copy from source to target system
17	DCT		POST1	PS: Short description (1st text line)	S/4 Hana	PRPS	POST1	PS: Short description (1st text line)	Copy from source to target system
18	DCT		PBUKR	Company code for WBS element	S/4 Hana	PRPS	PBUKR	Company code for WBS element	Copy from source to target system
19	DCT		PRART	Project Type	S/4 Hana	PRPS	PRART	Project Type	Copy from source to target system
20	DCT		BELKZ	Account assignment element	S/4 Hana	PRPS	BELKZ	Account assignment element	Copy from source to target system
21					S/4 Hana	PRPS	PWPOS	Currency	Value Mapping: Currency From Company Code Company Code Currency from T001-WAERS where BUKRS = PBUKR
22					S/4 Hana	PRPS	SCOPE	Object class	Default from Project Profile
23	DCT		IMPRF	Investment Profile	S/4 Hana	PRPS	IMPRF	Investment Profile	Copy from source to target system
24	DCT		FUNC_AREA	Functional Area	S/4 Hana	PRPS	FUNC_AR EA	Functional Area	Copy from source to target system
25	DCT		PSPHI	Project Definition	S/4 Hana	PRPS	PSPHI	Project Definition	Copy from source to target system
26	DCT		STUFE	Level	S/4 Hana	PRPS	STUFE	Level	Copy from source to target system
27	DCT		LEFT	WBS_LEFT	S/4 Hana	PRPS	PRHI-LEFT	WBS_LEFT	Copy from source to target system
28	DCT		UP	WBS_UP	S/4 Hana	PRPS	PRHI-UP	WBS_UP	Copy from source to target system
29	DCT		ZX01	CAPEX/ OPEX	S/4 Hana	PRPS	ZX01	CAPEX/ OPEX	Copy from source to target system

List of Custom Target Reports for this object is maintained here: [Conversion Specification - Custom Reports Register](#).

The standard upload template to be used for Project template upload in S/4 Hana.

[Standard Upload template](#)

Transformation Mapping

Mapping Table Name	Mapping Table Description
T001	Value Mapping: Currency From Company Code

Transformation Dependencies

List the steps that need to occur before transformation can commence

Item #	Step Description	Team Responsible
--------	------------------	------------------

Ensure all the fields that require value mapping, as stipulated.	Data Team
Mapping tables, have the correct values mapped and imported into tool.	

Pre-Load Validation

Project Team

Completeness

Task	Action
Verify Record Count	SyWay I2M Data Team to verify that the total number of relevant records from the DCT is equal to the total number of records in the Preload and Load Sheets.

Accuracy

Task	Action
Conversion Accuracy	SyWay I2M Data Team to verify that all fields below meet pass the checks: <ol style="list-style-type: none"> 1. Mandatory Fields 2. Field and Value Mapping Correctness 3. Null Checks 4. Text Length Checks
Review Error Reports	Review and correct the errors. Achieve a zero-error record count as much as possible. Raise defects for data remediated and requiring a correction in the source (DCT) data.

Business

Completeness

Task	Action
Verify Record Count	Business Data Owner/s to verify that the total number of relevant records from the DCT is equal to the total number of records in the Preload and Load Sheets.

Accuracy

Task	Action
Conversion Accuracy	Business Data Owner/s to verify that all the data in the load table/file is accurate as per endorsed transformation/mapping rules (and signed-off DCT data).

Load

The load process includes:

1. Execute the automated data load into target system using load tool or product the load file if the load must be done manually
2. Once the data is loaded to the target system, it will be extracted and prepared for Post Load Data Validation
3. Migration load to be done to ROW instance with replication to other S/4 Hana instances via interface (API) to the China and CUI instance To be included in cut-over strategy document.
4. Post Template upload, lock Template Project Definition status as locked.
 - i. Table PROJ - Object number of template Project definition
 - ii. Table JEST - Field "Object number" = Key in the object numbers of template Project definition from PROJ
 - iii. Table JEST - Filter object number that do have status = I0065-Master data locked
 - iv. Table TJ02 - Status number from JEST table to TJ02 table provides description for system statuses.

Lock Template WBS element status as locked

- a. Table PRPS - Object numbers of template WBS
- b. Table JEST - Field "Object number" = Key in the object numbers of WBS from PRPS.
- c. Table JEST - Filter object number that do have status = I0043-Locked.
- d. Table TJ02 - Status number from JEST table to TJ02 table provides description for system statuses

Load Run Sheet

Item #	Step Description	Team Responsible
1	Load using transaction CNMASSCREATE or Migration cockpit.	SyWay I2M Data Team
2	Load 3 records for < > to validate if data is loaded successfully without errors	SyWay I2M Data Team
3	Load 3 records for < > to validate if data is loaded successfully without errors	SyWay I2M Data Team
4	Proceed with full load if steps 2 and 3 are validated	SyWay I2M Data Team
5	Validate few records loaded by accessing Portfolio Bucket Structure App	SyWay I2M Data Team
6	Generate post load report if step 5 is validated	SyWay I2M Data Team
7	Post Template upload, run CNMASSSTATUS to update the template status to Lock	SyWay I2M Data Team

Load Phase and Dependencies

Configuration

Item #	Configuration Item
1	Controlling Area
2	Company Code
3	Project Type
4	Factory Calendar
5	Currency Code
6	Project Profile
7	Investment Profile
8	Budget Profile
9	Planning Profile
10	Functional Area
11	Profile for WBS scheduling
12	Profile for WBS scheduling

Conversion Objects

Object #	Preceding Object Conversion Approach
	list the exact title of the conversion object of only the immediate predecessor – this will then confirm the DDD (Data Dependency Diagram)

Error Handling

Error Type	Error Description	Action Taken
	Project Definition already exist	Correct upload data

	WBS element already exist	Correct upload data
--	---------------------------	---------------------

Post-Load Validation

Project Team

Completeness

Task	Action
Verify Count	SyWay I2M Data Team to verify the record count created in target S/4 HANA by accessing post load reports or standard reports from S/4 HANA.
Verify Logs	Check if there is data that failed to load and perform the necessary actions (e.g. register as post load issue or attempt to load the record again, etc.).

Accuracy

Task	Action
Conversion Accuracy	Verify that the Project Definition / WBS in target S/4 HANA were loaded correctly via Project Builder display and table PROJ / PRPS

Business

Completeness

Task	Action
Verify template Project data - Project Definition / WBS	Extract data from PS report CN41N in S/4 Hana

Accuracy

Task	Action
Verify template Project data - Project Definition / WBS	Extract data from PS report CN41N in S/4 Hana

Key Assumptions

- Master Data Standard is up to date as on the date of documenting this conversion approach and data load.
- Template Project is in scope based on data design and any exception requested by business.

Note: Jira Task: [PDM-441](#)

See also

Change log




Version	Published	Changed By	Comment
CURRENT (v. 30)	Feb 23, 2026 15:12	NADAR-ext, Parvati	
v. 29	Feb 19, 2026 10:42	NADAR-ext, Parvati	
v. 28	Feb 19, 2026 09:32	NADAR-ext, Parvati	

v. 27	Oct 13, 2025 17:17	NADAR-ext, Parvati
v. 26	Oct 03, 2025 16:52	NADAR-ext, Parvati
v. 25	Oct 03, 2025 13:53	NADAR-ext, Parvati
v. 24	Oct 01, 2025 23:18	NADAR-ext, Parvati
v. 23	Oct 01, 2025 23:16	NADAR-ext, Parvati
v. 22	Oct 01, 2025 20:09	NADAR-ext, Parvati
v. 21	Oct 01, 2025 11:57	UPADHYAY-ext, Anjali

[Go to Page History](#)

Workflow history

This view shows the 5 most recent entries. The complete workflow log is available from the 'Document Activity' menu item.

From Feb 19, 2026 to Feb 23, 2026	Actor	Type	Activity	Version
Approved	 NADAR-ext, Parvati	Edit	updated the page at 9:32 am	
Nov 03, 2025				
	 MUTHUSAMY-ext, Kunalan	State	changed state to Approved at 10:20 am (State override) <i>[PMO Comments] Conversion Spec completed as per CS register and functional review completed</i>	v27
Oct 13, 2025				
Peer Review	 NADAR-ext, Parvati	Edit	updated the page at 5:17 pm	
Oct 06, 2025				
	UPADHYAY-ext, Anjali	State	gave <i>Peer Review</i> approval at 7:00 am	
From Sept 30, 2025 to Oct 03, 2025				
	NADAR-ext, Parvati and UPADHYAY-ext, Anjali	Edit	multiple updates from  NADAR-ext, Parvati and UPADHYAY-ext, Anjali	