WBS Element Master Data GBU Consistency Check

Domain:

Responsibility area:

Table of contents

- Table of contents
- 1. Objective and Scope
  - 1.1. Objective of this Operation
  - 1.2. Scope
- 2. Definitions
- 3. Tasks description
- 3.1. I perform the BW consistency check
  - 3.1.1. I run the BW consistency check template
  - 3.1.2. I check the GBU information inconsistencies
  - 3.1.3 I Contact the relevant people
  - 3.1.4 I Correct the discrepancy
  - Additional Comments

Scope

WW

Scope

PF2 WP2

Frequency

Month

References

CJ02, ZWFAI052 (WP2)

BW query "New Project Costs & Cash Out" (BW_QRY_MPR_PS014_0011)

Forms

N/A

Attachments

CAPEX Clo...heck.xlsx

<< WBS Element Master Data GBU Consistency Check >>

1. Objective and Scope

1.1. Objective of this Operation

The purpose of this documentation is to describe how to perform the monthly check of the WBS elements master data GBU information across different sources to ensure that the CAPEX reports are consistent and avoid issues in the QlikSense report.

1.2. Scope

This operating procedure (OP) applies to all companies with active WBS elements in PF2 and WP2.

2. Definitions

See Finance Glossary:

- BW: Business Warehouse
- CAPEX: Capital Expense
- AUC: Asset Under Construction
- BFC: Business Financial Consolidation
- GBU: Global Business Unit
- CGU: Cash Generating Unit
- WBS: Work Breakdown Structure

3. Tasks description

3.1. I perform the BW consistency check

3.1.1. I run the BW consistency check template

Open the attached BW template and open up the option "prompt":

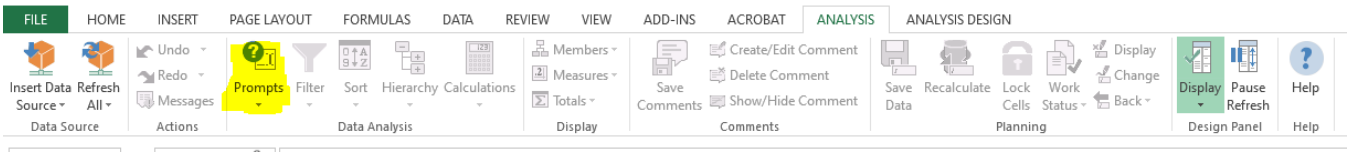

Then, fill the prompt with the following information:

- **Calendar year/Month:** The month of the closing period for which the check is being done (MM.YYYY)
- **Conso View?:** 3
- **Project Elarg. to PM?:** 0
- **Company Code:** between ([]) 0001 and ZZZZ
- **Target curr. for conversion:** EUR
- **WBSE Type:** IM
- **1-BFC GBU (Ctl):** PA CM CB NB OG SP TS

Prompts

Use Variant: Save the document on the server to enable use of variants

Prompt Summary

Search variables...

New Projects costs & Cash out (Core Query)

- ✓ Auth Scope on Company Code (Auth with input)
- * Calendar year/Month (Single value): 08.2025
- * Conso. view -> 0=No/2=ECO/3=SCO: 3
- * Project enlarg. to PM? (1=Yes/0=No): 0
- Company Code (Selection Option, Optional, Autl
- Target Curr. for conversion (Single value, Optiona
- BFC Geo/Zone (Selection Opt, Optional):
- Plant (Selection Opt, Optional):
- Project (Selection Opt, Optional):
- Project type (Selection Opt, Optional):
- WBS Element (Selection Opt, Optional):
- WBSE Date of last PEC (Selection Opt, Optional):
- WBSE Family (Selection option, Optional):
- WBSE Grp Code PS (Selection Opt, Optional):
- WBSE Person Resp. (Selection Opt, Optional):
- WBSE Syst. status (Multiple Val, Optional):
- WBSE Type (Selection Opt, Optional): CAPEX (Inv
- 1 - BFC GBU (Clt) (Selection Opt, Optional): AROI
- 1 - BFC GBU (Resp.) (Selection Opt, Optional):

Specify Value for Prompts

New Projects costs & Cash out (Core Query)

Auth Scope on Company Code (Auth with input)	=	SCO	
* Calendar year/Month (Single value)		08.2025	
* Conso. view -> 0=No/2=ECO/3=SCO		3	
* Project enlarg. to PM? (1=Yes/0=No)		0	
Company Code (Selection Option, Optional, Auth)	[ ]	0001	ZFR3
	=		
Target Curr. for conversion (Single value, Optional)		EUR	
BFC Geo/Zone (Selection Opt, Optional)	=		
Plant (Selection Opt, Optional)	=		
Project (Selection Opt, Optional)	=		
Project type (Selection Opt, Optional)	=		
WBS Element (Selection Opt, Optional)	=		
WBSE Date of last PEC (Selection Opt, Optional)	=		
WBSE Family (Selection option, Optional)	=		
WBSE Grp Code PS (Selection Opt, Optional)	=		
WBSE Person Resp. (Selection Opt, Optional)	=		

Display | Clear All | OK | Cancel

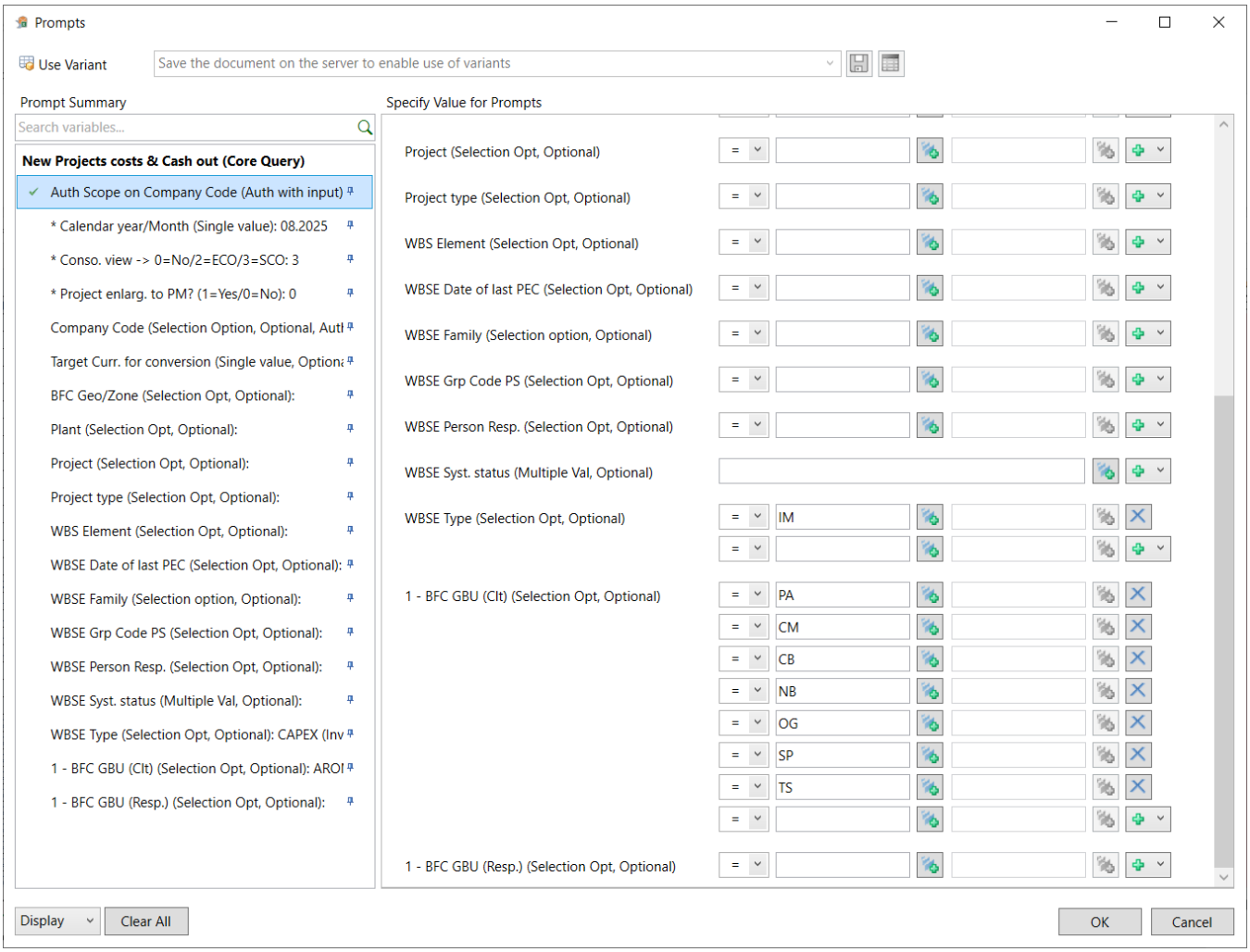

After that, run the report to get the results.

3.1.2. I check the GBU information inconsistencies

After the report is executed, you will find the inconsistencies by filtering the "Comparison" column:

				Info from project/WBS	Info from AUC/Cost center					
						Cash out 2023			Number of WBS elements to check:	87
Source sys	Company cod	WBS Element		1 - WBSE BFC GBU (Cl	3 - WBSE BFC Activity (Resp	E	Cost Center GBU	Comparison		
WP1_400	3865	TAA-C21072.D.82	Peinture refectoire.	GY	ABS78	-0,03	SP	FALSE		
WP1_400	3865	TAA-C21072.E.32.X911	Securisation route GN ATM.X911	GY	ABS78	1.200,41	SP	FALSE		
WP1_400	3865	TAA-C22047.B.37	Aménagement intérieurs des bâtiments.	GY	ABS78	-8.724,10	SP	FALSE		
WP1_400	3865	TAA-C22048.A.85.X925	Perche de piquage.X925	GY	ABS78	25.907,00	SP	FALSE		
WP1_400	3865	TAA-C22048.B.51.7SJ85	Relais protection .7SJ85	GY	ABS78	-24.282,00	SP	FALSE		
WP1_400	3865	TAA-C22048.C.51.3AH	disjoncteur 6 kV Siemens type 3AH.3AH	GY	ABS78	-24.282,00	SP	FALSE		
WP1_400	3865	TAA-C22049.B.86.X925	Siege Tableauniste.C925	GY	ABS78	-2.716,10	SP	FALSE		
WP1_400	3865	TAA-C22070.B.82	Peinture.	GY	ABS78	0,22	SP	FALSE		
WP1_400	3865	TAA-M13195.A.02.EDD	EDD EXP.EDD	GY	ABS78	-19.827,40	SP	FALSE		
WP1_400	7008	MPL-C22020.01.XX.01	PTZ Outage Support	TS	PACGU817	3.773,56	PA	FALSE		
WP1_400	7008	SMD-C20016.01.E1.01	Stamford Facilities Crushing Room R&I	NB	TSCGU146	1.828,38	TS	FALSE		
WP1_400	7180	RKH-C18001.623004	RH I/O REPLACEMENT 1 FEL	CM	CBCGU182	12.571,23	CB	FALSE		
WP1_400	7424	RI.RD0424.99999	Roller Replacement	CB	NBCGU1822	2.388,98	NB	FALSE		
WP1_400	7424	RI.RD0439.99999	New GC with autosampler	NB	CSCGU943	63.531,41	CS	FALSE		
WP1_400	7424	RI.RD0451.99999	EP Digital Reactor	NB	CSCGU943	31.969,19	CS	FALSE		
WP1_400	7771	HEE-C22003.01	ICS Process Network Upgrades - Heanor U	CM	CBCGU182	4.907,11	CB	FALSE		
WP1_400	7771	HEE-C22003.01.003	Project Management	CM	CBCGU182	1,42	CB	FALSE		
WP1_400	ZFR3	CRL-C22401.001	Invest Techno SOL RIC Lyon PTI 2022	NB	CHCGU3AP	14.776,96	CH	FALSE		
WP1_400	ZFR3	CRL-C22700.001	ENSEMBLE DE 4 RPAS 250ml 250°C	NB	CSCGU943	954,20	CS	FALSE		
WP1_400	ZFR3	RR.ISINGA.OG-002	Rhodibloc SA-1 (formerly HT*C microgels)	OG	CSCGU943	2.521,18	CS	FALSE		

The "Comparison" column compares the information coming from the AUC (which is aligned with the cost center) and compares with the information that is in the "Customer Field" part of the project (PF2) and the WBS elements (WP2).

You can find the information from column "1 - WBSE BFC GBU (Clt)" in the project/WBS by going to the transaction **CJ03**, then select the "Details" option and then "customer fields" or "Cust. fields WBS element".

In PF2:

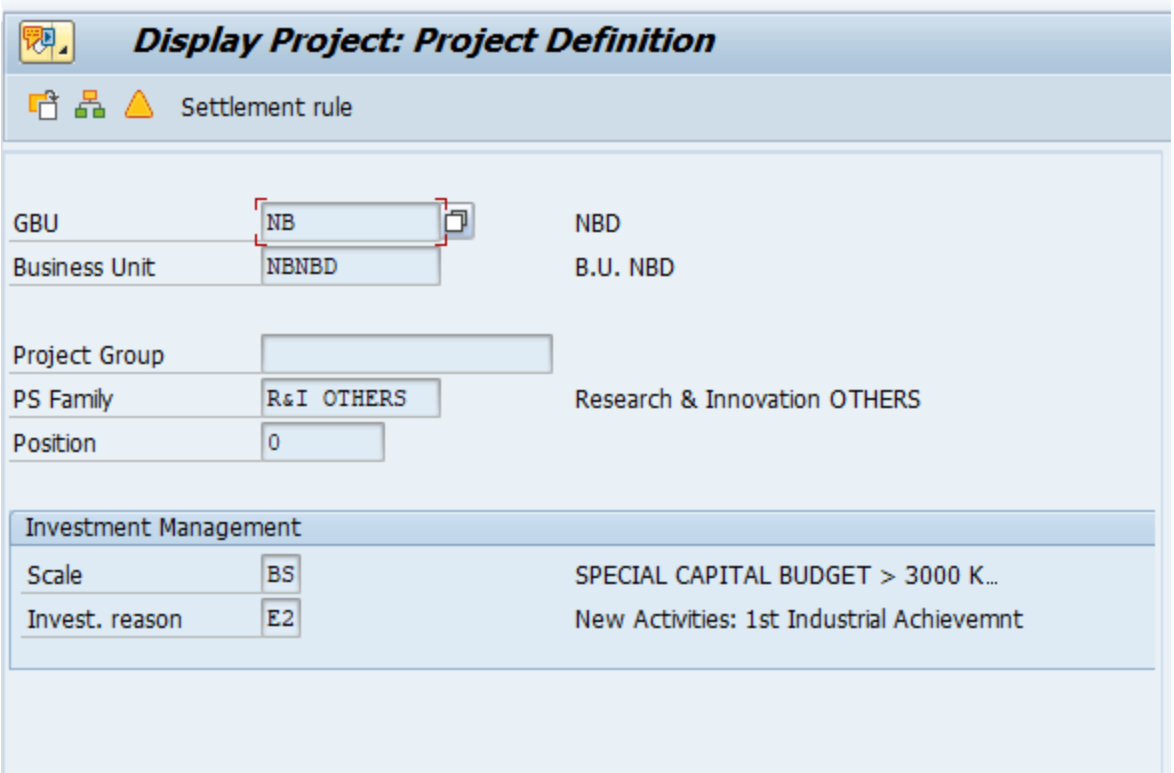
Display Project: Project Definition
Settlement rule
GBU
NB
NBD
Business Unit
NBNBD
B.U. NBD
Project Group
PS Family
R&I OTHERS
Research & Innovation OTHERS
Position
0
Investment Management
Scale
BS
SPECIAL CAPITAL BUDGET > 3000 K...
Invest. reason
E2
New Activities: 1st Industrial Achievemnt

In WP2:

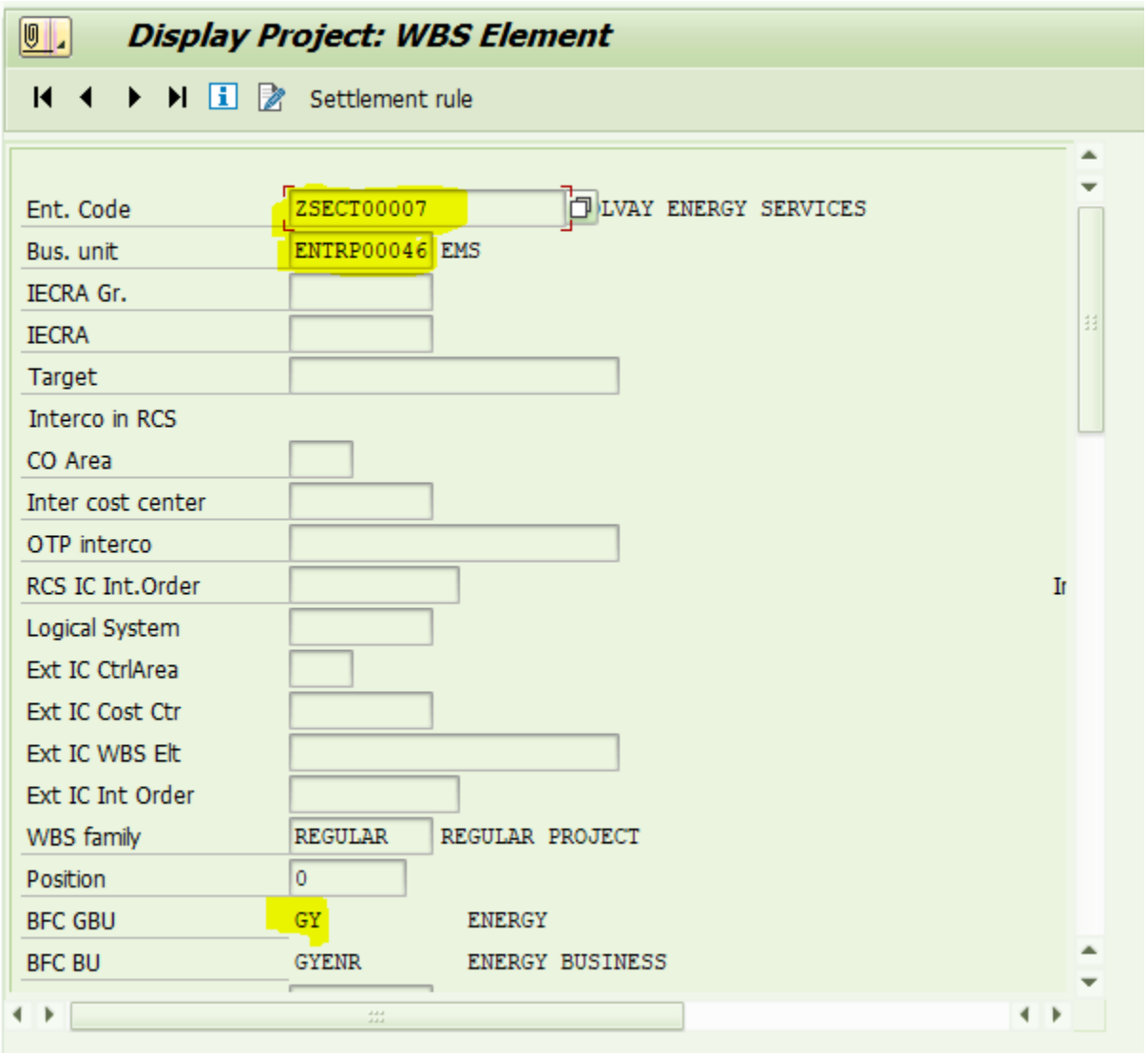

The information in the "BFC GBU" field is derived from the enterprise code and the business unit.

If the field needs to be updated in WP2, it needs to be based on the enterprise code and business unit information.

You can find the information "3 - WBSE BFC Activity (Resp)" in the cost center or the asset under construction.

In PF2:

In the cost center linked to the WBS element (by checking in **CJ03**), you can find the business area by opening the cost center in **KS03**:

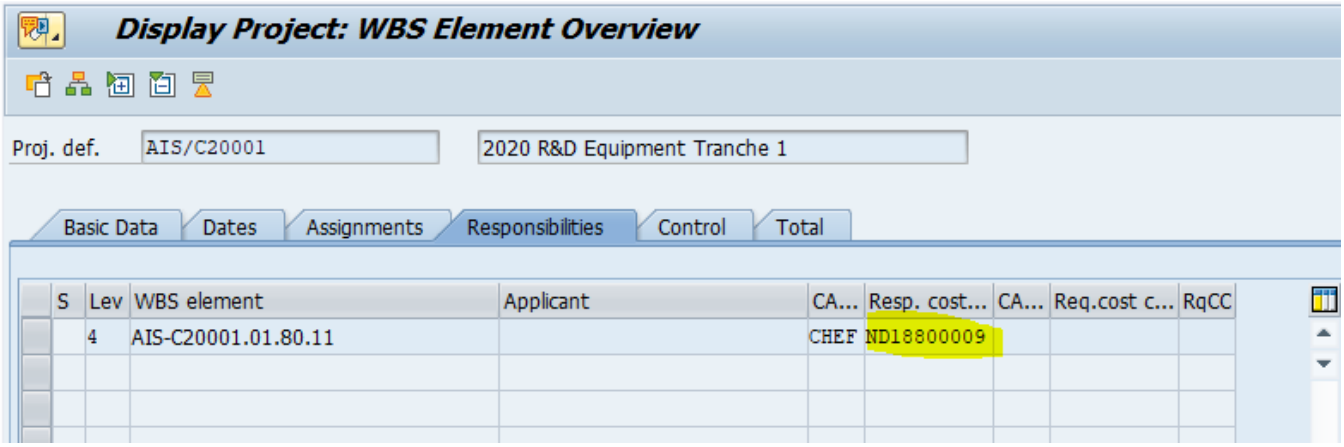

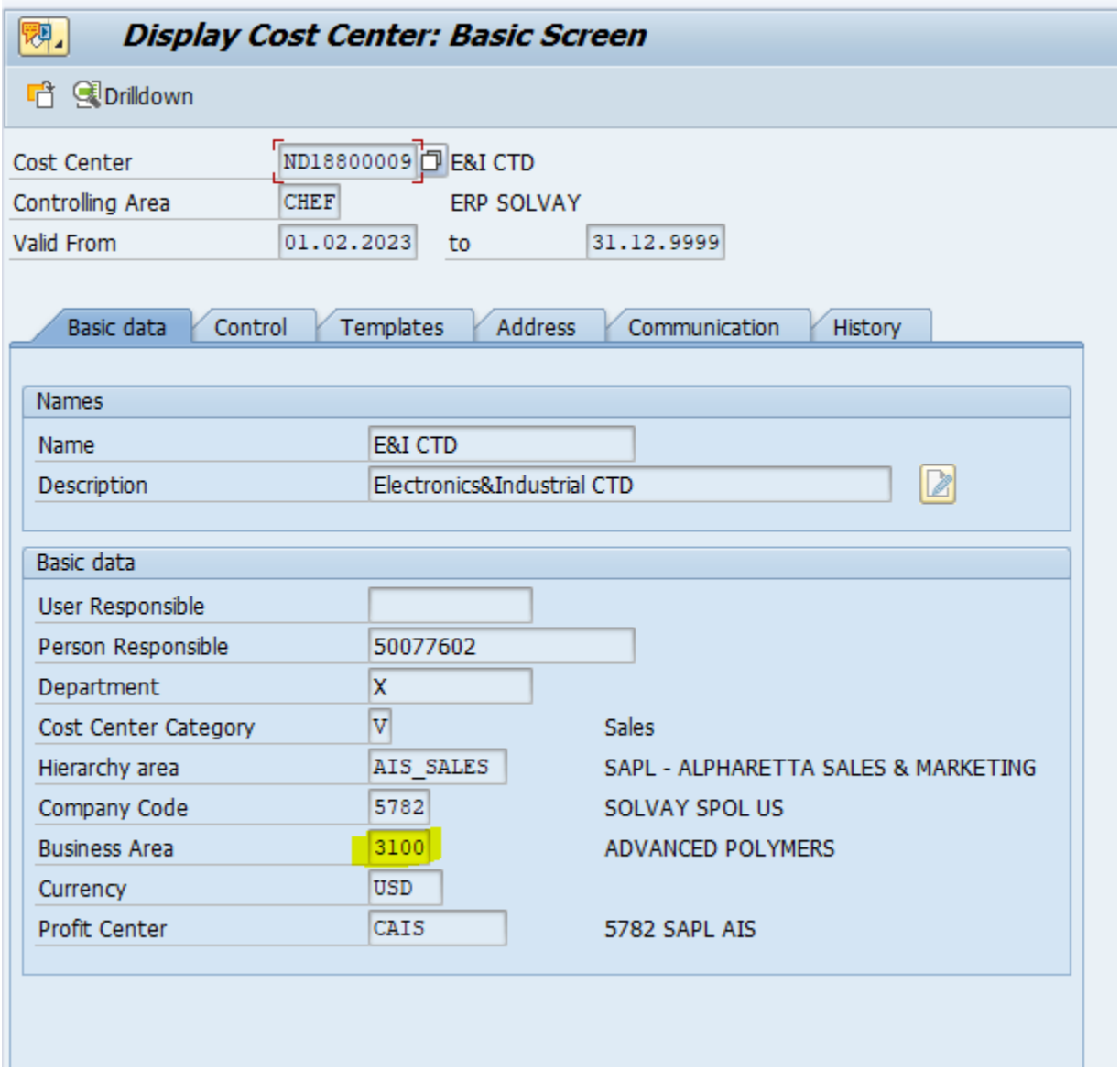

Every business area has a division code, which corresponds to the two middle digits of the business area code, therefore in this case if the business area is 3100, the division code is 10.

With the division code, you can find the BFC activity code 2 by checking table **ZZF_BFC_DIV_COVV** in transaction **SM30**.

Display View "BFC Division conversion View": Overview

BFC Division conversion View

Division/Activity	Division medium name	BFC Activity ...	Description	BFC Activity ...	BFC Partner ...	BusA	M.Bus.Area
01	DO NOT USE - EX ALLYL AND DERIVATES	01	DO NOT USE - EX 01 ORGANIC DERIVATIVES	ABS01	1	7010	☑
10	VANCED POLYMERS	10	ADVANCED POLYMERS	ABS10	10	3100	☑
14	PHARMA	14	PHARMA	ABS14	14	5140	☑
25	SODA ASH	25	SODA ASH	ABS25	25	7250	☑
26	SODA ASH SEABORNE	26	SEABORNE	ABS26	26	7260	☑
27	DO NOT USE - EX PCC "OBS 2018"	CH27	DO NOT USE - EX PCC	CHCGU227	CH27	7270	☑
28	CALCIUM CHLORIDE	28	CALCIUM CHLORIDE	ABS28	28	7280	☑
31	DO NOT USE - EX	31	DO NOT USE - EX	ABS31	31	7310	☑
33	CHNR - UNAL SEPECIAL CHEM (EX CH3X)	33	DO NOT USE - EX FLUORS	ABS33	33	7330	☐
33	CHNR - UNAL SEPECIAL CHEM (EX CH3X)	CH3X	DO NOT USE - EX SERV UNIT 33 FLUORS	CHCGU3XS	CH3X	7330	☐
33	CHNR - UNAL SEPECIAL CHEM (EX CH3X)	CHNR	UNALLOCATED SPECIAL CHEM	CHCGU933	CHNR	7330	☐
33	CHNR - UNAL SEPECIAL CHEM (EX CH3X)	TSNR	TECHNOLOGY SOLUTIONS NON ALLOCATED	TSCGU146	TSNR	7330	☐
33	CHNR - UNAL SEPECIAL CHEM (EX CH3X)	CHNR	UNALLOCATED SPECIAL CHEM	CHCGU933	CHNR	7330	☑
34	CH34 - SCPC (ex TS34)	CH34	SCPC	CHCGU234	CH34	7340	☐
34	CH34 - SCPC (ex TS34)	TS34	DO NOT USE - SCPC *OBS OCT2022*	TSCGU145	TS34	7340	☐
34	CH34 - SCPC (ex TS34)	CH34	SCPC	CHCGU234	CH34	7340	☑
36	HYDROGEN PEROXIDE	36	HYDROGEN PEROXIDE	ABS36	36	7360	☑
39	VCM - OTHER PVC RESINS	39	VCM - OTHER PVC RESINS	ABS39	39	3390	☑

If you do not have access to SM30, you can also check this information in the Business Structures file.

In WP2:

In the asset under construction linked to the WBS element, you can find this info in the "Allocations" tab in transaction **AS03**:

Display Asset: Master data

Asset values

Asset 177710000259 0 Project Management

Class AC219100 AUC Tangible Company Code 7771

General | Time-dependent | Allocations | Origin | Net worth tax | Insurance | Defined field Rhodia | Deprec. areas

Allocations

Evaluation group 1	UK00	Default
Evaluation group 2		
Evaluation group 3		
Evaluation group 4		
Evaluation Group 5	A21900	Tangible assets under construction
Asset super number		

User fields List (CGU Axis)

Current Value Stream	CGUZR091	CGUZR091 MISC RHODIA NR CGU
Current CGU	CBCGU182	CGU CBS
Current BU	CBCBS	B.U. CBS
Previous year CGU		
Free CGU for misc analysis		

In the cost center, you can find the info by running transaction **ZWFAI052**:

Cost Centre and Material Axis from the Profit Center

COAr	Cost Ctr	Description	Profit Center	Description	Plnt	Material	Descr.	ValCl	Valid On	CoCode	Resp.plant	Area	Val.Stream	RCS Value Stream Description	RCS CGU	FC. CGU	FC CGU Txt
Z006	7771-5700	7771-Prox to sites - Ops	7771-I0569	CB00 CBS - VZR91					31.12.2022	7771	CB00	7771-VZR91	CGUZR091	CGUZR091 MISC RHODIA NR CGU	7771-C0182	CBCGU182	CGU CBS

For the information in the WBS element (Enterprise code & Business unit), you can find them when you run transaction **ZWFAR571**, using the current date:

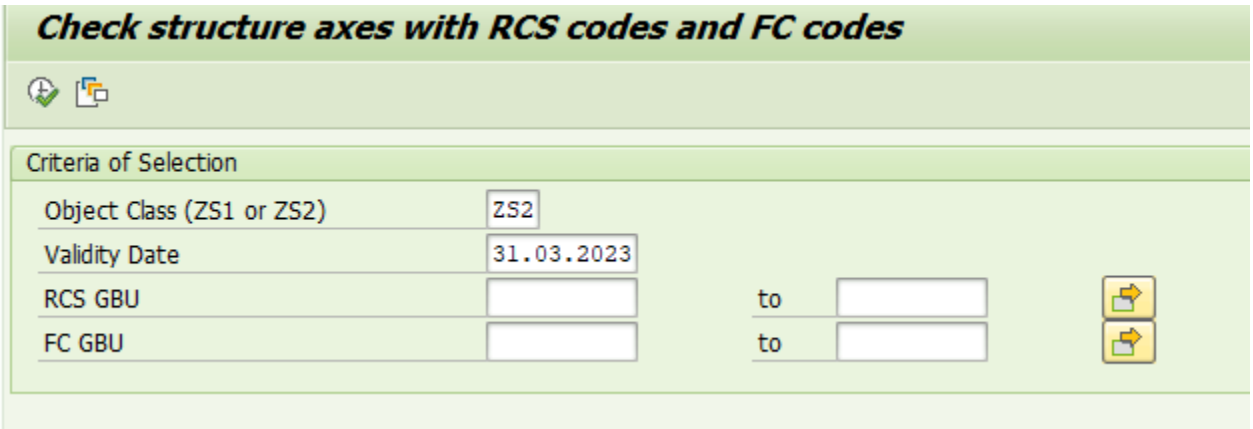

After running the transaction, you should filter the IECRA column using the information from the cost center displayed in **KS03**. You can filter by the 4 last digits of the profit center.

For this example, the profit center is 7771-I0569, therefore you should filter the IECRA column in transaction ZWFAR571 with *0569:

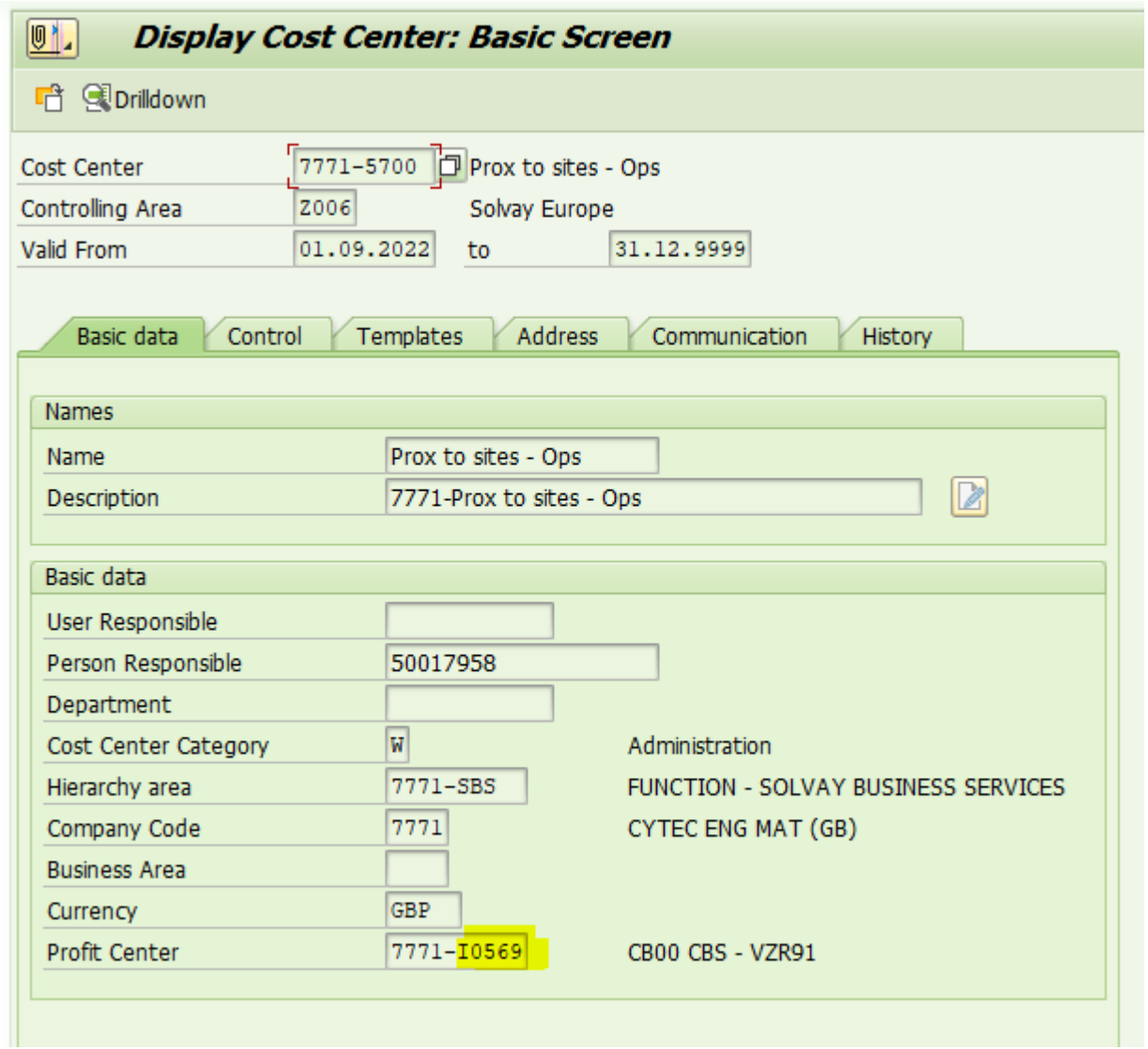

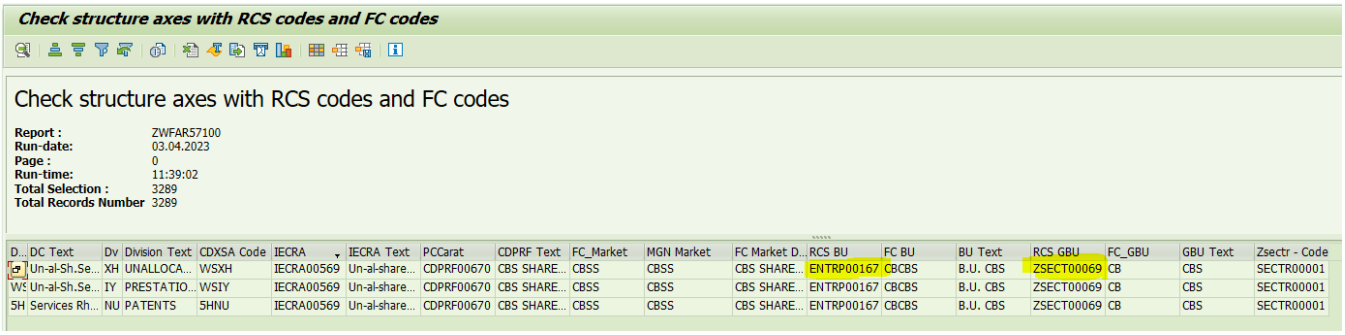

D...	DC Text	Dv	Division Text	CDXSA Code	IECRA	IECRA Text	PCCarat	CDPRF Text	FC_Market	MGN Market	FC Market D...	RCS BU	FC BU	BU Text	RCS GBU	FC_GBU	GBU Text	Zsectr - Code
	Un-al-Sh.Se...	XH	UNALLOCA...	WSXH	IECRA00569	Un-al-share...	CDPRF00670	CBS SHARE...	CBSS	CBSS	CBS SHARE...	ENTRP00167	CBCBS	B.U. CBS	ZSECT00069	CB	CBS	SECTR00001
WS	Un-al-Sh.Se...	IY	PRESTATIO...	WSIY	IECRA00569	Un-al-share...	CDPRF00670	CBS SHARE...	CBSS	CBSS	CBS SHARE...	ENTRP00167	CBCBS	B.U. CBS	ZSECT00069	CB	CBS	SECTR00001
5H	Services Rh...	NU	PATENTS	5HNU	IECRA00569	Un-al-share...	CDPRF00670	CBS SHARE...	CBSS	CBSS	CBS SHARE...	ENTRP00167	CBCBS	B.U. CBS	ZSECT00069	CB	CBS	SECTR00001

3.1.3 I Contact the relevant people

After the divergences are identified, the relevant people should be contacted. The following matrix should be used:

1. Plant controller
2. Business regional controller
3. Business global controller

When contacting the relevant people, please request their confirmation about the GBU allocation that should be considered as correct.

3.1.4 I Correct the discrepancy

After their validation, update the relevant information accordingly.

If the correct information to be considered is the one in the the AUC/cost center, you must update the "Customer field" information in the project/WBS element through transaction **CJ02**.

If the correct information to be considered is the one in the WBS element, then the controller should provide a new cost center that is linked to that GBU/BFC activity 2 and this new cost center should be replaced in the WBS element through transaction **CJ02**. Please keep in mind that in PF2, if the new cost center belongs to a different business area, you must create a new WBS element and transfer the costs from the old WBS element to the new one created.

After the discrepancy is solved, you must wait until the next BW update for it to disappear from the report after you refresh.

Additional Comments

The information from the GBU is extracted from the Business Structures file and the tab "GBU Act 2 Mapping Database" must be updated accordingly.

End of document.