

CNV-1036 Customer Material Information Records (CMIR)

Status	Approved
Owner	LIU-ext, Ekawati
Stakeholders	

Purpose

The purpose of this document is to define the data conversion approach to create Customer Material Information Records (CMIR) in S/4 HANA.

Customer material info records (CMIRs) are used to store specific information about a material from a customer's perspective. This information helps in streamlining sales order processing and ensuring accurate order fulfilment. CMIRs link a customer's material number and description to the corresponding SAP material number, allowing for efficient order creation and data consistency.

This conversion aims to migrate active and relevant customer material information records from existing ECC systems into S/4HANA by applying required transformation logic using Syniti as the data migration and transformation platform. The converted records will be loaded into the target S/4HANA system using standard SAP mechanisms such as IDOCs, BAPIs, or direct table loads where applicable.

Conversion Scope

The scope of this document covers the approach for converting active Customer Material Information Records (CMIR) from Legacy Source Systems into S/4HANA following the Customer Material Information Records (CMIR) Master Data Design Standard: DD-FUN-050 Master Data Standard_1036-Customer Material Information Records(CMIR).

From the current system landscape, Customer Material Information Records (CMIR) exist in the both legacy systems - PF2 and WP2. Harmonization and validation are required to ensure the accurate and consolidated data in S/4HANA. While PF2 and WP2 serve as source systems, a mapping and transformation logic will be necessary to produce properly formatted load templates in line with the target design.

20260114-Eka: MDS updated - Text Language updated from [project Syway approved language](#) to all existing CMIR language.

The data from legacy system includes:

1. All active Customer Material Information Records (CMIR), where:
 - a. Customer sales view migrated as per CNV-3003 Business Partners - Customer (Sales and Service) - FLCU01
 - b. AND Material sales view migrated as per CNV-2003 Materials - Sales view with sales long text.
 - c. AND Sales organization is in scope of S/4HANA
 - d. AND Distribution channel is in scope of S/4HANA
 - e. AND Plant is in scope of S/4HANA OR the Plant is BLANK.
2. For records selected in point #1 above; TEXT will be migrated for Text Object = KNMT and if the Text ID [and the Text Language](#) are included in the mapping table.

20260227-Eka: Refer to CR0279 - Update Conversion Specs to remove mention of CUI System

20260420-Eka: Refer to CR0455 - L2C CNV-3003 Distribution channel logic enhancement: Update this Conversion Specs Distribution Channel logic to follow CNV-3003

List of source systems and approximate number of records:

Source	Scope	Source Approx No. of Records	Target System	Target Approx No. of Records
WP2	Customer Material Info Records, table: KNMT	26,000	S/4HANA ROW	26,000
PF2	Customer Material Info Records, table: KNMT	10,000	S/4HANA ROW	10,000
WP2	Customer Material Info Records, table: KNMT	5,000	S/4HANA China	5,000
PF2	Customer Material Info Records, table: KNMT	500	S/4HANA China	500
WP2	Customer Material Info Records, table: KNMT	51,000	S/4HANA-CUI	51,000
PF2	Customer Material Info Records, table: KNMT	N/A	S/4HANA-CUI	N/A
WP2	Customer Material Info Records, Text, table: STXH	40,000	S/4HANA ROW	40,000
PF2	Customer Material Info Records, Text, table: STXH	300	S/4HANA ROW	300

WP2	Customer Material Info Records, Text, table: STXH	10,000	S/4HANA China	10,000
PF2	Customer Material Info Records, Text, table: STXH	N/A	S/4HANA China	N/A
WP2	Customer Material Info Records, Text, table: STXH	10,000	S/4HANA CUI	10,000
PF2	Customer Material Info Records, Text, table: STXH	N/A	S/4HANA CUI	N/A

Additional Information

Multi-language Requirement

~~As per MDS, Text are only migrated for the valid/ approved language. Refer to MAP_LANGU_ECC (PF2/ WP2) to S/4HANA Language Mapping Table.~~

N/A

Document Management

N/A

Legal Requirement

N/A

Special Requirements

Due to compliance requirement, there will be one SAP instance for Rest of the World (ROW) and one for China ~~and one for CUI~~. Based on the sales organization the Customer Material Info Records (CMIR) records will be migrated to respective SAP instances.

Target Design

Customer Material Information Records (CMIR) Data strictly adheres to the Master Data Standard. The complete information of the tables and key fields that hold the Customer Material Information Records (CMIR) information follows the Master Data Standard document.

The technical design of the target for this conversion approach.

20251205-Eka: MDS updated - KNMT-RDPRF (Rounding Profile) and KNMT-MEGRU (Unit of Measure Grp) set to NOT USED.

Table	Field	Data Element	Field Description	Data Type	Length	Requirement
KNMT	VKORG	VKORG	Sales Organization	CHAR	4	Mandatory
KNMT	VTWEG	VTWEG	Distribution Channel	CHAR	2	Mandatory
KNMT	KUNNR	KUNNR_V	Customer	CHAR	10	Mandatory
KNMT	MATNR	MATNR	Material	CHAR	40	Mandatory
KNMT	SORTL	SORTL	Search term	CHAR	10	Optional
KNMT	KDMAT	MATNR_KU	Customer Material	CHAR	35	Optional
KNMT	POSTX	KDPTX	Customer Description	CHAR	40	Optional
KNMT	LPRI0	LPRI0	Delivery Priority	NUMC	2	Optional
KNMT	MINLF	MINLF	Minimum Delivery Qty	QUAN	13	Optional
KNMT	KZTLF	KZTLF	Part.dlv./item	CHAR	1	Optional
KNMT	ANTLF	ANTLF	Max.Part.Deliveries	DEC	1	Optional
KNMT	UNTT0	UNTT0	Underdel. Tolerance	DEC	3	Optional
KNMT	UEBTO	UEBTO	Overdeliv. Tolerance	DEC	3	Optional
KNMT	UEBTK	UEBTK_V	Unlimited Tolerance	CHAR	1	Optional
KNMT	WERKS	WERKS_EXT	Plant	CHAR	4	Optional
KNMT	RDPRF	RDPRF	Rounding Profile	CHAR	4	Optional Not Used

KNMT	MEGRU	MEGRU	Unit of Measure Grp	CHAR	4	Optional Not Used
KNMT	VWPOS	VWPOS	Item Usage	CHAR	4	Optional
CMIR Long Text						
*This CMIR Long Text is Optional .						
KNMT	VKORG	VKORG	Sales Organization	CHAR	4	Mandatory
KNMT	VTWEG	VTWEG	Distribution Channel	CHAR	2	Mandatory
KNMT	KUNNR	KUNNR_V	Customer	CHAR	10	Mandatory
KNMT	MATNR	MATNR	Material	CHAR	40	Mandatory
STXH	TDNAME	TDOBNAME	Name	CHAR	70	Mandatory
STXH	TDID	TDID	Text ID	CHAR	4	Mandatory
STXH	TDSRAS	SPRAS	Language Key	LANG	1	Mandatory
Function Module	Long Text		Text Details/ Long Text	CHAR		Mandatory

Data Cleansing

All data cleansing should take place in the data source system as defined in this document, unless system limitations prevent it. Consider relevancy rule in the cleansing report except the Plant relevancy in 1036-001 to 1036-006.

ID	Criticality	Error Message /Report Description	Rule	Output	Source System
1036-001	C1	Customer with flag for deletion	Flag for deletion for all area (KNA1-LOEVM) OR flag for deletion at company code level (KNB1-LOEVM) OR flag for deletion at sales area level (KNVV-LOEVM) is 'X' - Yes *Company code: get TVKO-BUKRS, where TVKO-VKORG = KNMT-VKORG	Source System/ Customer No./ Customer Name/ Country/ Sales Organization/ Sales Organization Name/ Distribution Channel/ Distribution Channel Name/ Division/ Division Name/ Company Code/ Company Code Name/ Flag for deletion for all area level/ Flag for deletion at company code level/ Flag for deletion at sales area level	PF2/ WP2
1036-002	C1	Customer with posting block	Posting block for all company code (KNA1-SPERR) OR posting block at company code level (KNB1-SPERR) is "X" - Yes *Company code: get TVKO-BUKRS, where TVKO-VKORG = KNMT-VKORG	Source System/ Customer No./ Customer Name/ Country/ Sales Organization/ Sales Organization Name/ Distribution Channel/ Distribution Channel Name/ Division/ Division Name/ Company Code/ Company Code Name/ Posting block for all company code/ Posting block at company code level	PF2/ WP2
1036-003	C1	Customer with sales block	Sales block for all sales area (KNA1-CASSD) OR sales block at sales area level (KNVV-CASSD) is "X" - Yes	Source System/ Customer No./ Customer Name/ Country/ Sales Organization/ Sales Organization Name/ Distribution Channel/ Distribution Channel Name/ Division/ Division Name/ Sales block for all sales area/ Sales block at sales area level	PF2/ WP2
1036-004	C1	Customer with order block, delivery block or billing block	Order block for all sales area (KNA1-AUFSD) OR order block at sales area level (KNVV-AUFSD) OR delivery block for all sales area (KNA1-LIFSD) OR delivery block at sales area level (KNVV-LIFSD) OR billing block for all sales area (KNA1-FAKSD) OR billing block at sales area level (KNVV-FAKSD) is NOT BLANK.	Source System/ Customer No./ Customer Name/ Country/ Sales Organization/ Sales Organization Name/ Distribution Channel/ Distribution Channel Name/ Division/ Division Name/ Order block for all sales area (code + description)/ Order block at sales area level (code + description)/ Delivery block for all sales area (code + description)/ Delivery block at sales area level (code + description)/ Billing block for all sales area (code + description)/ Billing block at sales area level (code + description)	PF2/ WP2
1036-005	C1	Material with flag for deletion	Flag for deletion at client level (MARA-LVORM) OR flag for deletion at distribution chain level (MVKE-LVORM) is 'X' - Yes	Source System/ Customer No./ Customer Name/ Country/ Sales Organization/ Sales Organization Name/ Distribution Channel/ Distribution Channel Name/ Material No./ Material Description/ Flag for deletion at client level/ Flag for deletion at distribution chain level/ Plant (KNMT)/ Plant in-scope flag	PF2/ WP2
1036-006	C1	Material with distribution-chain material status	Cross-distribution-chain material status (MARA-MSTAV) OR Distribution-chain-specific material status (MVKE-VMSTA) is NOT BLANK	Source System/ Customer No./ Customer Name/ Country/ Sales Organization/ Sales Organization Name/ Distribution Channel/ Distribution Channel Name/ Material No./ Material Description/ Cross-distribution-chain material status code and the description/ Distribution-chain-specific material status code and the description/ Plant (KNMT)/ Plant in-scope flag	PF2/ WP2
1036-007	C1	Duplicate CMIR - General records for the same Sales Organization, Customer and Material		Source System/ All KNMT fields with duplicate records. Exclude: KNMT-RDPRF (Rounding Profile) and KNMT-MEGRU (Unit of Measure Grp)	PF2/ WP2

1036-008	C1	Duplicate CMIR - Long Text records for the same Sales Organization, Customer, Material, Text ID and Language		Source System/ All Long Text along with key fields with duplicate records.	PF2/ WP2
1036-009	C1	Invalid records without Customer Material Details	<ol style="list-style-type: none"> 1. Sales Organization/ KNMT-VKORG = sales organization in-scope 2. Distribution Channel/ KNMT-VTWEG = not blank 3. Customer/ KNMT-KUNNR = not blank 4. Material/ KNMT-MATNR = not blank 5. Search Term/ KNMT-SORTL = blank 6. Customer Material/ KNMT-KDMAT = blank 7. Customer Description/ KNMT-POSTX = blank 8. Delivery Priority/ KNMT-LPRIO = blank/ 0 9. Minimum Delivery Quantity/ KNMT-MINLF = blank/ 0 10. Maximum Number of Partial Deliveries Allowed per Item/ KNMT-ANTLF = blank/ 0 11. Under Delivery Tolerance/ KNMT-UNTTO = blank/ 0 12. Over Delivery Tolerance/ KNMT-UEBTO = blank/ 0 13. Unlimited Tolerance/ KNMT-UEBTK = unchecked 14. Plant/ KNMT-WERKS = blank 15. Rounding Profile/ KNMT-RDPRF = blank 16. Unit of Measure Group/ KNMT-MEGRU = blank 17. Item Usage/ KNMT-VWPOS = blank 18. Text Object/ STXH-TDOBJECT = KNMT and Text Name/ STXH-TDNAME = as per point 1-4 above and no values found 	Source System/ Customer No./ Customer Name/ Country/ Sales Organization/ Sales Organization Name/ Sales Organization Country/ Distribution Channel/ Distribution Channel Name/ Material No./ Material Description/ Search Term/ Customer Material/ Customer Description/ Delivery Priority/ Minimum Delivery Quantity/ Partial Delivery at Item Level/ Maximum Number of Partial Deliveries Allowed per Item/ Under Delivery Tolerance/ Over Delivery Tolerance/ Unlimited Tolerance/ Plant/ Plant Name/ Rounding Profile/ Unit of Measure Group/ Item Usage/ Text ID	PF2/ WP2

How to clean: Customer invalid - Data cleanser to delete all materials in the CMIR, material invalid - Data cleanser to delete the invalid material only.

Conversion Process

The high-level process is represented by the diagram below:

The ETL (Extract, Transform, Load) process is a structured approach to data migration and management, ensuring high-quality data is seamlessly transferred across systems. Here's a breakdown of its key components:

1. Extraction

The process begins with extracting metadata and raw data from source systems, i.e. Syensqo ECC system WP2 and PF2. The extracted data is then staged for transformation.

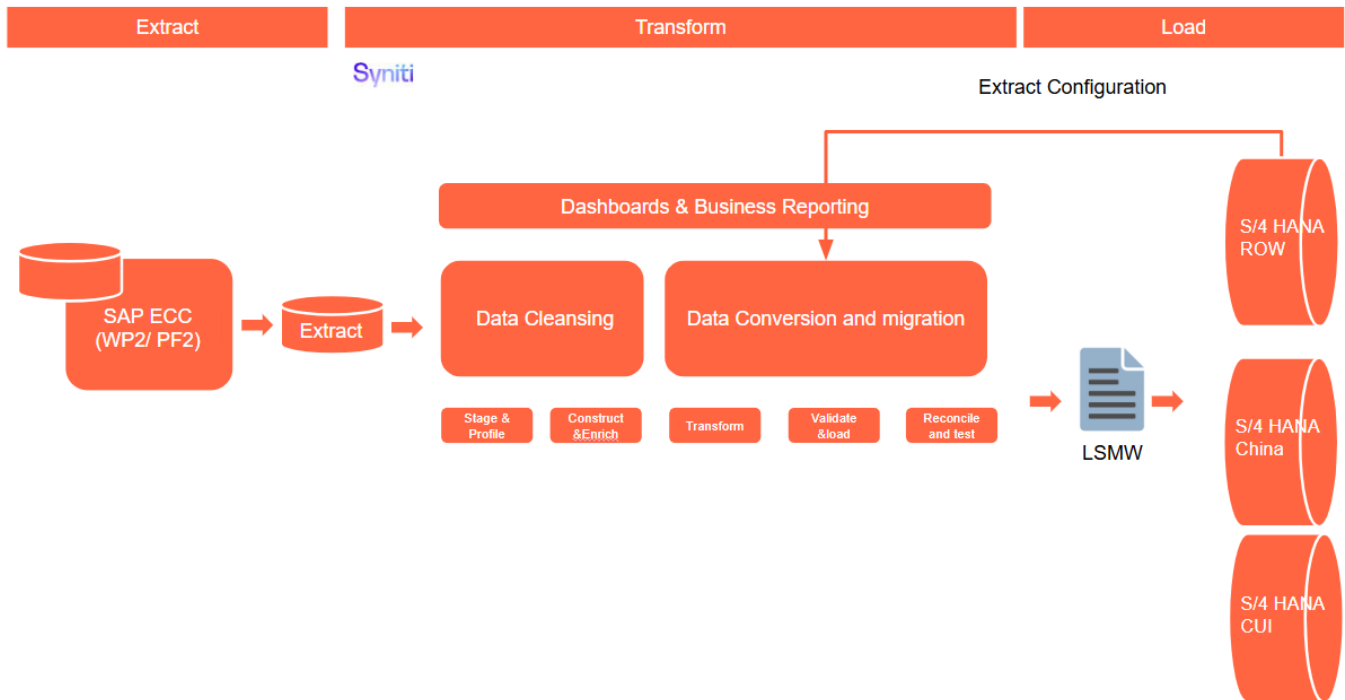
2. Transformation

Once extracted, the data undergoes cleansing, consolidation, and governance. This step ensures data integrity, consistency, and compliance with business rules. The transformation process includes:

- Data validation to remove inconsistencies.
- Standardization to align formats across datasets.
- Business rule application to refine data for operational use.

3. Loading

The transformed data is then loaded into the target S/4HANA system.



Data Privacy and Sensitivity

N/A

Extraction

Extract data from a SAP ECC WP2 and PF2 into Syniti Migrate for S/4HANA. Syniti Migrate connects to the source and loads the data into Syniti Migrate. There are 2 possibilities:

1. The data exists. Syniti Migrate connects to the source and loads the data into Syniti Migrate. There are 3 methods:
 - a. Perform full data extraction from relevant tables in the source system(s).
 - b. Perform extraction through the application layer.
 - c. Only if; Syniti Migrate cannot connect to the source, data is loaded to the repository from the provided source system extract/ report.
2. The data does not exist (or cannot be converted from its current state). The data is manually collected by the business directly in Syniti Migrate. This is to be conducted using DCT (Data Collection Template) in Syniti Migrate.

The agreed Relevancy criteria is applied to the extracted records to identify the records that are applicable for the Target loads

Extraction Run Sheet

Req #	Requirement Description	Team Responsible
1036-001	<ul style="list-style-type: none"> - Identify the source systems (WP2 and PF2) and databases involved. - Define the data objects (tables such as KNMT, STXH, function module: read_text for respective data from STXH, fields, records) to be extracted. - Establish business rules for data selection. 	LTC Data team
1036-002	<ul style="list-style-type: none"> - Specify the extraction approach (full, incremental, or delta extraction). - Determine the tools and technologies used. - Define data filtering criteria to exclude irrelevant records. 	Syniti
1036-003	<ul style="list-style-type: none"> - Establish execution timelines and batch processing schedules. - Assign responsibilities for extraction monitoring. - Document dependencies on other migration tasks. 	Syniti
1036-004	<ul style="list-style-type: none"> - Define error handling mechanisms for extraction failures. 	Syniti

Selection Screen

Selection Ref Screen	Parameter Name	Selection Type	Requirement	Value to be entered/set
	Sales Organization	Multiple	Valid Sales organization for extraction	In-Scope Sales Organizations

Data Collection Template (DCT)

Target Ready Data Collection Template will be created for data with exception of some fields which require transformation as mentioned in the transformation rule.

DCT Rules

DCT	Field Name	Field Description	Rule

Extraction Dependencies

Item #	Step Description	Team Responsible
1	Source System Availability <ul style="list-style-type: none"> Ensure that the source database or application is accessible. Confirm that necessary credentials and permissions are granted 	Syensqo IT
2	Data Structure <ul style="list-style-type: none"> Identify relationships between tables, views, and stored procedures. 	Syniti
3	Referential Integrity <ul style="list-style-type: none"> Ensure dependent records are extracted together. 	Syniti
4	Extraction Methodology <ul style="list-style-type: none"> Define whether extraction is full, incremental, or delta-based. Establish batch processing schedules for large datasets. 	Syniti
5	Performance and Scalability Considerations <ul style="list-style-type: none"> Optimize extraction queries to prevent system overload. Ensure network bandwidth supports data transfer volumes. 	Syniti
6	Security and Compliance <ul style="list-style-type: none"> Adhere to regulatory standards for sensitive information if applicable 	Syniti

Transformation

The Target fields are mapped to the applicable Legacy field that will be its source, this is a 3-way activity involving the Business, Functional team and Data team. This identifies the transformation activity required to allow Syniti Migrate to make the data Target ready:

1. Perform value mapping and data transformation rules.
 - a. Legacy values are mapped to the to-be values (this could include a default value)

- b. Values are transformed according to the rules defined in Syniti Migrate
2. Prepare target-ready data in the structure and format that is required for loading via prescribed Load Tool. This step also produces the load data ready for business to perform Pre-load Data Validation

Transformation Run Sheet

Item #	Step Description	Team Responsible
1	Identify target S/4HANA fields and determine applicable legacy source fields from ECC system (PF2/ WP2).	Functional Team (L2C) + Data Team (L2C)
2	Map legacy field values to S/4HANA target values (including field-level mapping and technical names)	Data Team (L2C), Data Team (Syniti)
3	Define value mapping rules for fields requiring standardization or harmonization across the source systems	Functional Team (L2C) + Data Team (L2C)
4	Identify and agree on default values where legacy data is incomplete or inconsistent	Business Team + Functional Team (L2C)
5	Configure transformation rules in Syniti Migrate	Data Team (Syniti)
6	Review transformation logic and mappings with Business for confirmation	Business Team + Functional Team (L2C)
7	Perform initial transformation run and generate draft target-ready dataset	Data Team (Syniti)
8	Review draft target-ready data for structure and completeness	Data Team (L2C), Functional Team (L2C)
9	Share transformed data with Business for Pre-load Validation	Business Team
10	Incorporate feedback from Business and refine mappings or transformation logic as needed	Data Team (L2C)
11	Finalize and approve transformed data as Target Ready Load File	Business + Functional (L2C) + Data Team (L2C)
12	Handover final file to Load Team or trigger the load via Syniti Load Workbench	Data Team (Syniti), Data Load Team

Transformation Rules

Rule #	Source system	Source Table	Source Field	Source Description	Target System	Target Table	Target Field	Target Description	Mapping Table	Transformation Logic
Customer Material Information Records										
Data Extraction Logic for Customer Material Information Records										
1. Process by Source System Perform the extraction steps from source system, i.e. WP2 and PF2.										
2. Extract Customer Material Information Records - Data Extract customer material information records from condition - KNMT Customer-Material Info Record Data Table) with the following filters: Sales Organization (VKORG): include only records for in-scope Sales Organizations provided in the parameter list. For fields related to Customer Master and Material Master, include records only if the corresponding migrated target value exists in the target system.										
3. Extract Customer Material Information Records - Text Selection For each item level from table KNMT above concatenate the sales organization (4 digit), distribution channel (2 digit), customer number (10 digit) and material number (18 digit) and default text object = KNMT; get the Text Name, Text ID and Language from table - STXH (STXD SAPscript text file header). Note: Text ID maybe maintained in multiple languages, please check language mapping table for list of languages to extract.										
4. Extract Customer Material Information Records - Text Details For each Text Object, Text Name, Text ID and Language from table - STXH above, get the Text Details via function module: read_text.										
CR0348: Distribution Channel logic - updated as per common logic #3										
20260420-Eka: Refer to CR0455 - L2C CNV-3003 Distribution channel logic enhancement: Update this Conversion Specs Distribution Channel logic to follow CNV-3003										
1036-001	WP2/ PF2	KNMT	VKORG	Sales Organization	S/4HANA	KNMT	VKORG	Sales Organization	MAP_VKORG	Map sales organization from Source to Target using Mapping table defined here.
1036-002	WP2/ PF2	KNMT	VTWEG	Distribution Channel	S/4HANA	KNMT	VTWEG	Distribution Channel		RULE: <ol style="list-style-type: none"> 1. Refer to CNV-3003 Special Requirements C. Distribution Channel Transformation 2. Fetch S4 distribution channel for corresponding customer and material combination.

1036-003	WP2/ PF2	KNMT	KUNNR	Customer	S/4HANA	KNMT	KUNNR	Customer	MAP_KUNNR	Map customer no. from Source to Target using Mapping table defined here.
1036-004	WP2/ PF2	KNMT	MATNR	Material	S/4HANA	KNMT	MATNR	Material	MAP_MATNR	Map material no. from Source to Target using Mapping table defined here.
1036-005	WP2/ PF2	KNMT	SORTL	Search term	S/4HANA	KNMT	SORTL	Search term		Copy Search Term
1036-006	WP2/ PF2	KNMT	KDMAT	Customer Material	S/4HANA	KNMT	KDMAT	Customer Material		Copy Customer Material
1036-007	WP2/ PF2	KNMT	POSTX	Customer Description	S/4HANA	KNMT	POSTX	Customer Description		Copy Customer Description
1036-008	WP2/ PF2	KNMT	LPRIO	Delivery Priority	S/4HANA	KNMT	LPRIO	Delivery Priority	MAP_LPRIO	Map delivery priority from Source to Target using Mapping table defined here.
1036-009	WP2/ PF2	KNMT	MINLF	Minimum Delivery Qty	S/4HANA	KNMT	MINLF	Minimum Delivery Qty		Copy Minimum Delivery Qty
1036-010	WP2/ PF2	KNMT	KZTLF	Part.div./item	S/4HANA	KNMT	KZTLF	Part.div./item		Copy Part Div Item
1036-011	WP2/ PF2	KNMT	ANTLF	Max.Part. Deliveries	S/4HANA	KNMT	ANTLF	Max.Part. Deliveries		Copy Max Part Deliveries
1036-012	WP2/ PF2	KNMT	UNTT0	Underdel. Tolerance	S/4HANA	KNMT	UNTT0	Underdel. Tolerance		Copy Underdel Tolerance
1036-013	WP2/ PF2	KNMT	UEBTO	Overdeliv. Tolerance	S/4HANA	KNMT	UEBTO	Overdeliv. Tolerance		Copy Overdeliv Tolerance
1036-014	WP2/ PF2	KNMT	UEBTK	Unlimited Tolerance	S/4HANA	KNMT	UEBTK	Unlimited Tolerance		Copy Unlimited Tolerance
1036-015	WP2/ PF2	KNMT	WERKS	Plant	S/4HANA	KNMT	WERKS	Plant	MAP-WERKS	Map delivery priority from Source to Target using Mapping table defined here.
1036-016	WP2/ PF2	KNMT	RDRPF	Rounding-Profile	S/4HANA	KNMT	RDRPF	Rounding-Profile	MAP_RDRPF	Map rounding profile from Source to Target using Mapping table defined here.
1036-017	WP2/ PF2	KNMT	MEGRU	Unit of Measure Grp	S/4HANA	KNMT	MEGRU	Unit of Measure Grp	MAP_MEGRU	Map unit of measure group from Source to Target using Mapping table defined here.
1036-018	WP2/ PF2	KNMT	VWPOS	Item Usage	S/4HANA	KNMT	VWPOS	Item Usage	MAP_VWPOS	Map item usage from Source to Target using Mapping table defined here.
CMIR Long Text										
*This CMIR Long Text is Optional .										
1036-019	WP2/ PF2	KNMT	VKORG	Sales Organization	S/4HANA	KNMT	VKORG	Sales Organization	MAP_VKORG	Rule same as 1036-001
1036-020	WP2/ PF2	KNMT	VTWEG	Distribution Channel	S/4HANA	KNMT	VTWEG	Distribution Channel		Rule same as 1036-002
1036-021	WP2/ PF2	KNMT	KUNNR	Customer	S/4HANA	KNMT	KUNNR	Customer	MAP_KUNNR	Rule same as 1036-003
1036-022	WP2/ PF2	KNMT	MATNR	Material	S/4HANA	KNMT	MATNR	Material	MAP_MATNR	Rule same as 1036-004
1036-023	WP2/ PF2	STXH	TDNAME	Name	S/4HANA	STXH	TDNAME	Name		Concatenate: 1st 4 digit = Sales Organization Next 2 digit = Distribution Channel Next 10 digit = Customer No. Last 18 digit = Material No.
1036-024	WP2/ PF2	STXH	TDID	Text ID	S/4HANA	STXH	TDID	Text ID	MAP_TDID-KNMT	Map Text ID from Source to Target using Mapping table defined here.
1036-025	WP2/ PF2	STXH	TDSPRAS	Language Key	S/4HANA	STXH	TDSPRAS	Language Key	MAP_LANGU	Map language from Source to Target using Mapping table defined here. Copy Language Key
1036-026	WP2/ PF2	Function Module	Long Text	Text Details/ Long Text	S/4HANA			Text Details		Copy Text Details

List of Custom Target Reports for this object is maintained here: [Conversion Specification - Custom Reports Register](#).

Transformation Mapping

Mapping Table Name	Mapping Table Description
--------------------	---------------------------

MAP_VKORG	ECC (PF2/ WP2) to S/4AHANA Sales Organization Mapping Table
MAP_KUNNR	ECC (PF2/ WP2) to S/4AHANA Customer No. Mapping Table
MAP_MATNR	ECC (PF2/ WP2) to S/4AHANA Material No. Mapping Table
MAP_LPRIO	ECC (PF2/ WP2) to S/4AHANA Delivery Priority Mapping Table
MAP_WERKS	ECC (PF2/ WP2) to S/4AHANA Plant Mapping Table
MAP_RDPRF	ECC (PF2/ WP2) to S/4AHANA Rounding Profile Mapping Table
MAP_MEGRU	ECC (PF2/ WP2) to S/4AHANA Unit of Measure Group Mapping Table
MAP_VWPOS	ECC (PF2/ WP2) to S/4AHANA Item Usage Mapping Table
MAP_TDID-KNMT	ECC (PF2/ WP2) to S/4AHANA Text ID KNMT Mapping Table
MAP_LANGU	ECC (PF2/ WP2) to S/4AHANA Language Mapping Table As per MDS: Languages to be migrated must be limited to those explicitly approved for the project. It will take the local language if no change.

Transformation Dependencies

List the steps that need to occur before transformation can commence

Item #	Step Description	Team Responsible
1	Source Data Integrity - Ensure extracted data is complete, accurate, and consistent. - Validate that data types and formats align with transformation requirements.	Syniti
2	Referential Integrity - Ensure dependent records are transformed together or in advance	Syniti
3	Transformation Logic and Mapping - Define data mapping rules between source and target schemas.	Data Team
4	Performance and Scalability Considerations - Optimize transformation processes for large datasets. - Ensure system resources can handle transformation workloads	Syniti
5	Logging and Error Handling - Maintain detailed logs of transformation activities. - Define error-handling procedures for failed transformations	Syniti

Pre-Load Validation

Project Team

The following pre-load validations will be performed by the Project Team.

Completeness

Task	Action
Compare Data Counts	1. Verify row counts in the source databases. 2. Identify missing or duplicated records.
Validate the mandatory fields	Validate there is value for all the mandatory fields
Validate Primary Keys and Unique Constraints	1. Check for duplicate or missing primary key values, i.e. if there is same sales organization, distribution channel, customer number and material number. 2. Ensure unique constraints are maintained.
Test Referential Integrity	Confirm dependent records exist in related tables, such as customer master, material master, plant, etc. S /4HANA.

Accuracy

Task	Action
Validate the transformation	Validate the fields which require transformation have the value after transformation instead of the original field value
Check Data Consistency	<ol style="list-style-type: none"> 1. Compare field values across systems 2. Validate data formats and structures

Business

The following pre-load validations will be performed by the business.

Completeness

Task	Action
Compare Data Counts	<ol style="list-style-type: none"> 1. Verify row counts in the source databases. 2. Identify missing or duplicated records.
Review populated templates for missing or incorrect values	Use checklists to verify completeness and correctness before submission.

Accuracy

Task	Action
Conversion Accuracy	Business Data Owner/s to verify that all the data in the load table/ file is accurate as per endorsed transformation/ mapping rules (and signed-off DCT data).

Load

The load process includes:

1. Execute the automated data load into target system using load tool or produce the load file as per format in Transformation Rule section if the load must be done manually.
2. Once the data is loaded to the target system, it will be extracted and prepared for Post Load Data Validation

Load Run Sheet

Item #	Step Description	Team Responsible
1	Confirm readiness of final approved data sets for each ECC source system WP2 and PF2	Business / Functional Team
2	Validate transformation rules and mappings in Syniti tool	Data Team (L2C-Data)
3	Generate target-ready load files based on S/4HANA customer material info records table format	Data Team (Syniti)
4	Review and approve load files before execution	Business / Functional Team
5	Execute the upload program in the S/4HANA system	Data Load Team
6	Monitor load progress and capture load statistics (records loaded, errors, duplicates, etc.)	Data Team (Syniti) / Technical Team
7	Extract loaded data from S/4HANA for post-load validation	Data Team (Syniti)
8	Perform post-load data validation (compare target data with source/ approved files) for all loaded customer material info records	Data Team (L2C-Data)
9	Log and resolve any data load errors or mismatches identified during validation	Data Team (L2C-Data) + Functional Team + Data Team (Syniti)
10	Obtain business sign-off on successful load and validation	Business Team
11	Archive load logs, error reports, and validation results for audit/compliance	Data Team (L2C-Data) / Data Team (Syniti) / PMO

Load Phase and Dependencies

The Customer Material Information Records (CMIR) will be loaded in the pre-cutover period.

Before loading, it will have dependency on the configuration and data objects in the S/4 HANA. The configuration needs to be transported into the respective system first.

Configuration

Item #	Configuration Item
1	Sales Organization
2	Distribution Channel
3	Plant
4	Define Delivery Priority
5	Maintain Rounding Profile
6	Unit of Measure Groups
7	Define Item Category Usage
8	Define Text Types

Conversion Objects

Object #	Preceding Object Conversion Approach
3003	Business Partners - Customer (Sales and Service) - FLCU01
2003	Materials - Sales view with sales long text

Error Handling

Error Type	Error Description	Action Taken
Configuration/ Data Transformation	The value XXX for field XXX doesn't exist	1. Check the mapping/ conversion is done properly in the loading file 2. Validate the target value is configured/ transported in the target system 3. Reach out to functional team to validate the configuration
Data Error	The Customer Master or Material Master were not defined	Validate the Customer Master or Material Master relevancy rule and sales area extension for the newly mapped distribution channel; maintain the customer master or material master if it is in migration scope. For Material Master if the Plant are maintained in the Customer Material Info Records; also validate if the Material Master Plant view are created.

Post-Load Validation

Project Team

The following post-load validations will be performed by the Project Team.

Completeness

Task	Action
Validate Record count	Validate all tables has the same records as the loading file
Perform Source-to-Target Comparisons	1. Validate that migrated data matches source records count. 2. Check for discrepancies in numerical values, text fields, and timestamps.

Accuracy

Task	Action
Conduct Post-Migration Reconciliation	Generate reports comparing pre- and post-migration data; and the field value are identical.
Perform Manual Testing	Pick up a few random Sales Organization, Distribution Channel, Customer and Material, and run t-code: VD53 to validate the Customer Master Info Records were migrated correctly and can be displayed without any errors.

Business

Post-load validation is a critical step in data migration, ensuring that transferred data is accurate, complete, and functional within the target system.

1. Ensuring Data Integrity

After migration, data must be consistent with its original structure. Post-load validation checks for missing records, incorrect mappings, and formatting errors to prevent discrepancies.

2. Business Continuity

Faulty data can disrupt operations, leading to financial losses and inefficiencies. Validating post-load data ensures that applications function as expected, preventing downtime.

3. Error Detection and Resolution

By validating data post-migration, businesses can detect anomalies early, reducing the cost and effort required for corrections

Completeness

Task	Action
Perform Source-to-Target Comparisons	Validate that migrated data matches source records count.
Conduct Post-Migration Reconciliation	Go through post-load validation reports comparing pre- and post-migration data.

Accuracy

Task	Action
Perform Manual Testing	Conduct manual spot-checks for additional assurance.

Key Assumptions

- Customer Material Information Records (CMIR) Master Data Standard is up to date as on the date of documenting this conversion approach and data load.
- Customer Material Information Records (CMIR) is in scope based on data design and any exception requested by business.
- There will be 2 SAP instances, one for ROW and one for China ~~and one for CU only~~.

See also

Change log

Version	Published	Changed By	Comment
CURRENT (v. 40)	Apr 20, 2026 07:46	LIU-ext, Ekawati	
v. 39	Feb 27, 2026 07:28	LIU-ext, Ekawati	
v. 38	Feb 04, 2026 13:22	LIU-ext, Ekawati	

v. 37	Jan 15, 2026 14:40	LIU-ext, Ekawati
v. 36	Jan 14, 2026 13:29	LIU-ext, Ekawati
v. 35	Dec 07, 2025 12:21	LIU-ext, Ekawati
v. 34	Nov 24, 2025 15:17	LIU-ext, Ekawati
v. 33	Nov 24, 2025 15:14	LIU-ext, Ekawati
v. 32	Nov 24, 2025 10:13	LIU-ext, Ekawati
v. 31	Oct 24, 2025 16:46	LIU-ext, Ekawati

[Go to Page History](#)






Workflow history

Title	Last Updated By	Updated	Status
-------	-----------------	---------	--------

There are no pages at the moment.

Workflow history

This view shows the 5 most recent entries. The complete workflow log is available from the 'Document Activity' menu item.

Apr 20, 2026	Actor	Type	Activity	Version
Approved	 TAMRAKAR-ext, Pooja	State	changed state to Approved at 7:53 am	v40
Revision under Review	 TAMRAKAR-ext, Pooja	State	gave <i>Minor change</i> approval at 7:53 am CR0455	
	 LIU-ext, Ekawati	State	changed state to Revision under Review at 7:48 am <i>Added changes as per CR0455 - L2C CNV-3003 Distribution channel logic enhancement</i>	v40
Revision in Progress	 LIU-ext, Ekawati	State	changed state to Revision in Progress at 7:46 am	v40
Approved	 LIU-ext, Ekawati	Edit	updated the page at 7:46 am	