

CNV-1009 Class

Status	Approved
Owner	ERGUIZA-ext, Pinky Love
Stakeholders	LEIGHTON-ext, Dean PUN-ext, Eddy TEE-ext, Paul JOSHI-ext, Aditya MOUSSA-ext, Eva HUSSAN-ext, Nishin SARUKAN-ext, Ayse STEFANESCU-ext, Aurelia VILARES, ines

Purpose

The purpose of this document is to define the conversion approach to create EAM Class in S/4 HANA.

Legacy Plant Maintenance Class is using a diverse range of formats across the different systems. There are instances where the same classes are duplicated within and across sources, with informal words. This results in data inconsistency. As per SyWay design, EAM classes will be standardized.

Conversion Scope

The scope of this document covers the approach for converting active EAM Classes from Legacy Source Systems into S/4HANA following the EAM Class Master Data Design Standard.

Grouping of objects with particular features can be achieved by creating Classes in the S/4 HANA system. A large number of objects can be managed and logically organized using this functionality.

Syensqo will utilize SAP Classification system (class and characteristic functionality) to assign any additional data attributes to following objects:

- PM Assembly
- Equipment
- Functional Location
- ~~</Start CR0164> Document Management (DIR) </End CR0164>~~
- Task list
- Measuring Points
- Maintenance Plans

Classes allow you to group objects based on specific criteria that you define.

- Classes are created for specific object types.
- The Class Type determines which object types can be classified within a given class.
- Characteristics are assigned to classes to describe the objects being classified.
- When assigning a characteristic to a class, its values can be customized or overwritten as needed.

From the current source systems' perspective, Class and Characteristic concepts already exist (but in slightly different structure). Class data values are independently managed between PF2 and WP2. While these have been identified as source systems, a considerable amount of data construction will be required to support the production of data load sheets in the desired format.

The data from legacy system includes:

1. Classes (KLAH-CLASS) with below Class Type (KLAH-KLART)
 - 001-Material Class
 - 002-Equipment Class
 - 003-Functional Location
 - ~~</Start CR0164> 017 Document Management (DIR) </End CR0164>~~
 - 018-Task List Class
 - 037-Measuring Point Class
 - 080-Maintenance Plans Class
2. Status (KLAH-STATU) = 1 (Released)

The data from legacy system excludes:

1. Not Applicable

List of Tables to extract for this object is maintained here: [Extract Table Register](#)

List of source systems and approximate number of records

Source	Scope	Source Approx No. of Records	Target System	Target Approx No. of Records

PF2, WP2	<p>Class will be collected via DCT. An initial extract of the relevant classes will be provided in google sheet format to assist business in decision making on including any relevant classes from PF2 and WP2 as EAM Class.</p> <p>Any additional classes that need to be created to support the new design may be added in the DCT.</p> <p>A review and standardization will be done across all classes in the DCT.</p> <p>Please see an indication of what will be baselined from source systems below and what will be constructed in the DCT.</p> <p>Note: A full Data Construct will be created for Class, as the SyWay design is changing and a complete standardization will be performed. While data may already exist, it cannot be easily transformed to align with the new SyWay data setup.</p>	1,500		3,000
----------	--	-------	--	-------

Additional Information

Multi-language Requirement

EAM Class description will be made available in English.

Multi language is supported for EAM Class. Login via a different language will have its description displayed in the logon language if the language key is maintained in the Class.

Document Management

Not Applicable

Legal Requirement

Not Applicable

Special Requirements

Not Applicable

Target Design

The technical design of the target for this conversion approach.

1. Class

Table	Field	Data Element	Field Description	Data Type	Length	Requirement
KLAH	CLASS	KLASSE_D	Class number	CHAR	18	Mandatory
KLAH	KLART	KLASSENART	Class Type	CHAR	3	Mandatory
KLAH	STATU	KLSTATUS	Class status	CHAR	1	Mandatory
KLAH	KLGR	KLASSENGR	Class Group	CHAR	10	
KLAH	VONDT	VONDAT	Valid-From Date	DATS	8	Mandatory
KLAH	BISDT	BISDAT	Valid-to date	DATS	8	Mandatory
KLAH	PRAUS	GLKLAFFZ	Same Classification/ Do Not Check	CHAR	1	Mandatory

2. Class Descriptions / Keywords

Table	Field	Data Element	Field Description	Data Type	Length	Requirement
KLAH	CLASS	KLASSE_D	Class number	CHAR	18	Mandatory
KLAH	KLART	KLASSENART	Class Type	CHAR	3	Mandatory
SWOR	SPRAS	SPRAS	Language Key	LANG	1	Mandatory
SWOR	KSCHL	KSCHL	Keyword	CHAR	40	Mandatory

SWOR	POSNR	POSNR	Order Number of Description	CHAR	3	Mandatory
------	-------	-------	-----------------------------	------	---	-----------

Notes:

Each Class must have 1 Description for each language, which also serves as the primary keyword. The required languages are English, French, Italian, Mandarin, Brazilian Portuguese, German and Spanish.

Where applicable, additional keywords will be added for specific languages as needed.

3. Characteristic Assignment

Table	Field	Data Element	Field Description	Data Type	Length	Requirement
KLAH	CLASS	KLASSE_D	Class number	CHAR	18	Mandatory
KLAH	KLART	KLASSENART	Class Type	CHAR	3	Mandatory
KSML	IMERK	ATINN	Internal characteristic	NUMC	10	Mandatory
CABN	ATNAM	ATNAM	Characteristic Name	CHAR	30	Mandatory
</Start CR0240>						
KSML	POSNR	KPOSNR	Item Number	CHAR	3	Mandatory
</End CR0240>						

Data Cleansing

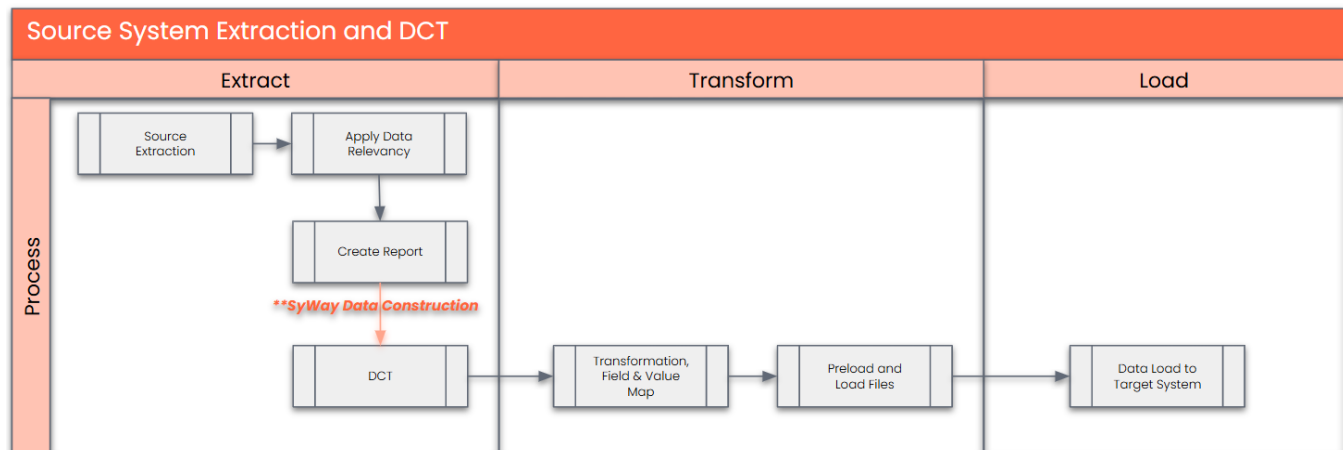
No data cleansing is required for Classes in the legacy systems. If any cleansing is deemed necessary, it will be performed outside of the systems.

As a result, the cleansed Characteristics data will be populated directly in the Data Collection Template (DCT).

ID	Criticality	Error Message/Report Description	Rule	Output	Source System
		Not Applicable			

Conversion Process

The high-level process is represented by the diagram below:



Collection will be done manually in the Data Collection Template for the following scenarios:

- For new classes that need to be created to support the to-be design

Data Privacy and Sensitivity

Not Applicable

Extraction

1. Extract data from a source into Syniti Migrate. There are 2 possibilities:
 - a. The data exists. Syniti Migrate connects to the source and loads the data into Syniti Migrate. There are 3 methods:
 - i. Perform full data extraction from relevant tables in the source system(s).
 - ii. Perform extraction through the application layer.
 - iii. Only if Syniti Migrate; cannot connect to the source, data is loaded to the repository from the provided source system extract/report.
 - b. The data does not exist (or cannot be converted from its current state). The data is manually collected by the business directly in Syniti Migrate. This is to be conducted using DCT (Data Collection Template) in Syniti Migrate

The agreed Relevancy criteria is applied to the extracted records as reference point to identify the records that are applicable for the data construction in the DCT.

Extraction Run Sheet

Req #	Requirement Description	Team Responsible
1	Extract data from source system based on relevancy rule	SyWay Data Team
2	Google Sheet report pre-populated with PF2 and WP2 information to be generated based on relevancy criteria.	SyWay Data Team

Selection Screen

Selection Ref Screen	Parameter Name	Selection Type	Requirement	Value to be entered/set
Not Applicable				

Data Collection Template (DCT)

Target Ready Data Collection Template will be created for EAM Class data with exception of some fields which require transformation as mentioned in the transformation rule.

1. The extracted report will be loaded into the required structure using the DCT.
2. Standardization activities (including deduplication, standardization and additions) will be carried out within the DCT.

Delta Data Management: Initial collection will be done via the report and one-time load to the DCT will be performed. Any delta after the initial collection within the DCT will require business to take due diligence to ensure any subsequent delta cleansing is verified and aligned within the DCT.

Note: All rules specified below should be documented as a tooltip in the DC Page.

Format:

- Line 1: Mandatory / Conditional
- Line 2: Remaining text

1. Class Data Construction Rules

Field Name	Field Description	Rule
------------	-------------------	------

CLASS	Class Name	<p>Mandatory.</p> <p>NAMING CONVENTION: The naming convention for class for will follow the structure (excluding Function Location and Equipment): EAM_ + Abbreviation Abbreviation = should be meaningful to the end user.</p> <p>Class Name for Functional Location and Equipment will be: EAM_X_XX_XXX: X_XX_XXX = TOT defined for Functional Locations and Equipment X = Family XX = Group XXX = Type Eg. PUMPS: EAM_1_01_001 : Centrifugal Pump EAM_1_01_002 : Piston Pump</p> <p>Classes shall be created such that they can be Reusable.</p> <p>A General Class(EAM_9999) shall be created to group all the Characteristics that range across all the Master Data Objects</p>
KLART	Class Type	<p>Mandatory.</p> <p>Allowed Values:</p> <p>001-Material Class 002-Equipment Class 003-Functional Location </Start CR0164>017-Document Management </End CR0164> 018-Task List Class 037-Measuring Point 080-Maintenance Plans</p> <p>Classes are created within the class type for the respective technical objects</p>
KLAGR	Class Group	<p>Conditional.</p> <p>If the Class belongs to a group of similar Classes, assign it to the appropriate Class group. Otherwise, leave the field blank.</p> <ul style="list-style-type: none"> • Class Groups have the format <Group Code>_XXXX where Group Code is a 2 character field representing the functional group it relates to e.g. AM – Asset Management and XXXX is a 4 character abbreviation of the object the classes relate to. • Class groups shall align with Char groups, meaning the Class Group should correspond to the Characteristic Group of its assigned Characteristics.
VONDT	Valid-From Date	<p>Conditional.</p> <ul style="list-style-type: none"> • The user must enter a date specifying when this class becomes valid for use, starting from that date onward. • If the user does not provide a date, this will be set to 2 years prior to the migration date. • Must be in DDMMYYYY format
BISDT	Valid-to date	<p>Conditional.</p> <ul style="list-style-type: none"> • Ensure date is in the future. • The user must enter a date specifying when this class becomes valid for use, until on or before the date provided. • Must be in DDMMYYYY format • If the user does not provide a date, this will be set to 31129999.

KSCHL _EN	Description (English)	<p>Mandatory.</p> <p>Ensure that this Class Description is in English.</p> <p>Class description should be in Title Case.</p> <p>Duplicate descriptions will not be allowed.</p> <p>Ensure that it does not include any of below characters:</p> <ul style="list-style-type: none"> ; Semi-colon : Colon :: Double Colon ? Question Mark / Forward Slash @ At sign & Ampersand = Equal Sign + Plus Sign \$ Dollar Sign % Percent Vertical Bar [] Left or Right Square Bracket " Double Quotes
KSCHL _FR	Description (French)	<p>Mandatory.</p> <p>Ensure hat this Class Description is in French.</p> <p>Class description should be in Title Case.</p> <p>Duplicate descriptions will not be allowed.</p> <p>Ensure that it does not include any of below characters:</p> <ul style="list-style-type: none"> ; Semi-colon : Colon :: Double Colon ? Question Mark / Forward Slash @ At sign & Ampersand = Equal Sign + Plus Sign \$ Dollar Sign % Percent Vertical Bar [] Left or Right Square Bracket " Double Quotes
KSCHL _IT	Description (Italian)	<p>Mandatory.</p> <p>Ensure that this Class Description is in Italian.</p> <p>Class description should be in Title Case.</p> <p>Duplicate descriptions will not be allowed.</p> <p>Ensure that it does not include any of below characters:</p> <ul style="list-style-type: none"> ; Semi-colon : Colon :: Double Colon ? Question Mark / Forward Slash @ At sign & Ampersand = Equal Sign + Plus Sign \$ Dollar Sign % Percent Vertical Bar [] Left or Right Square Bracket " Double Quotes

KSCHL_ZH	Description (Mandarin)	<p>Mandatory.</p> <p>Ensure that this Class Description is in Mandarin.</p> <p>Class description should be in Title Case.</p> <p>Duplicate descriptions will not be allowed.</p> <p>Ensure that it does not include any of below characters:</p> <ul style="list-style-type: none"> ; Semi-colon : Colon :: Double Colon ? Question Mark / Forward Slash @ At sign & Ampersand = Equal Sign + Plus Sign \$ Dollar Sign % Percent Vertical Bar [] Left or Right Square Bracket " Double Quotes
KSCHL_PT	Description (Brazilian Portuguese)	<p>Mandatory.</p> <p>Ensure that this Class Description is in Portuguese.</p> <p>Class description should be in Title Case.</p> <p>Duplicate descriptions will not be allowed.</p> <p>Ensure that it does not include any of below characters:</p> <ul style="list-style-type: none"> ; Semi-colon : Colon :: Double Colon ? Question Mark / Forward Slash @ At sign & Ampersand = Equal Sign + Plus Sign \$ Dollar Sign % Percent Vertical Bar [] Left or Right Square Bracket " Double Quotes
KSCHL_DE	Description (German)	<p>Mandatory.</p> <p>Ensure that this Class Description is in German.</p> <p>Class description should be in Title Case.</p> <p>Duplicate descriptions will not be allowed.</p> <p>Ensure that it does not include any of below characters:</p> <ul style="list-style-type: none"> ; Semi-colon : Colon :: Double Colon ? Question Mark / Forward Slash @ At sign & Ampersand = Equal Sign + Plus Sign \$ Dollar Sign % Percent Vertical Bar [] Left or Right Square Bracket " Double Quotes

KSCHL_ES	Description (Spanish)	<p>Mandatory.</p> <p>Ensure that this Class Description is in Spanish.</p> <p>Class description should be in Title Case.</p> <p>Duplicate descriptions will not be allowed.</p> <p>Ensure that it does not include any of below characters:</p> <ul style="list-style-type: none"> ; Semi-colon : Colon :: Double Colon ? Question Mark / Forward Slash @ At sign & Ampersand = Equal Sign + Plus Sign \$ Dollar Sign % Percent Vertical Bar [] Left or Right Square Bracket " Double Quotes
----------	-----------------------	--

2. Additional Class Keyword Data Construction Rules

Field Name	Field Description	Rule
CLASS	Class number	<p>Mandatory.</p> <p>Class Number + Class Type: Should exist in Class Data Construction Rules DCT</p>
KLART	Class Type	<p>Mandatory.</p> <p>Class Number + Class Type: Should exist in Class Data Construction Rules DCT</p>
POSNR	Order Number of Description	<p>Mandatory.</p> <p>The numbering must start from 002 and increase sequentially (e.g., 002, 003, 004 etc.).</p> <p>The sequence should follow the same order in which the keywords are displayed on the SAP screen.</p>
KSCHL_EN	Keyword (English)	<p>Mandatory.</p> <p>Ensure that this Keyword is in English.</p> <p>Keyword should be in Title Case.</p> <p>Duplicate Keywords will not be allowed.</p>
KSCHL_FR	Keyword (French)	<p>Mandatory.</p> <p>Ensure that this Keyword is in French.</p> <p>Keyword should be in Title Case.</p> <p>Duplicate Keywords will not be allowed.</p>
KSCHL_IT	Keyword (Italian)	<p>Mandatory.</p> <p>Ensure that this Keyword is in Italian.</p> <p>Keyword should be in Title Case.</p> <p>Duplicate Keywords will not be allowed.</p>
KSCHL_ZH	Keyword (Mandarin)	<p>Mandatory.</p> <p>Ensure that this Keyword is in Mandarin.</p> <p>Keyword should be in Title Case.</p> <p>Duplicate Keywords will not be allowed.</p>

KSCHL_PT	Keyword (Brazilian Portuguese)	Mandatory. Ensure that this Keyword is in Portuguese. Keyword should be in Title Case. Duplicate Keywords will not be allowed.
KSCHL_DE	Keyword (German)	Mandatory. Ensure that this Keyword is in German. Keyword should be in Title Case. Duplicate Keywords will not be allowed.
KSCHL_ES	Keyword (Spanish)	Mandatory. Ensure that this Keyword is in Spanish. Keyword should be in Title Case. Duplicate Keywords will not be allowed.

Note: Populate only if we require additional Keywords for the Class.

3. Characteristic Assignment Data Construction Rules

	Field Description	Rule
CLASS	Class number	Mandatory. Class Number + Class Type: Should exist in Class Data Construction Rules DCT
KLART	Class Type	Mandatory. Class Number + Class Type: Should exist in Class Data Construction Rules DCT
ATNAM	Characteristic Name	Mandatory. Should exist in Characteristics DCT for the same Class Type.
</Start CR0240> POSNR_CH AR </End CR0240>	</Start CR0240> Order Number of Characteristic </End CR0240>	</Start CR0240> Mandatory. The numbering must start from 001 and increase sequentially (e.g., 001, 002, 003 etc.). The sequence should follow the same order in which the Characteristics assignment to Class are displayed on the SAP screen. </End CR0240>

Note: List of DCTs is maintained here: [Conversion Specs Register \(DCT & Cleansing Report\)](#)

Extraction Dependencies

Item #	Step Description	Team Responsible
Field Name	Not Applicable	

Transformation

The Target fields are mapped to the applicable Legacy field that will be its source, this is a 3-way activity involving the Business, Functional team and Data team. This identifies the transformation activity required to allow to make the data Target ready:

1. Perform value mapping and data transformation rules.
 - a. Legacy values are mapped to the to-be values (this could include a default value)
 - b. Values are transformed according to the rules defined in

2. Prepare target-ready data in the structure and format that is required for loading via prescribed Load Tool. This step also produces the load data ready for business to perform Pre-load Data Validation

Transformation Run Sheet

Item #	Step Description	Team Responsible
1	Obtain DCT Sign-off from Business.	SyWay Data Team
2	In dspMigrate, select the wave – S4/HANA – Plant Maintenance	Syniti
3	Go to Process Area Launch and Process the Object – Class	Syniti
4	Review and Validate Error and Preload Reports	Syniti
5	Execute the transformation to prepare the target tables	Syniti
6	Validate data from pre-load and error reports	Business/Data owner
7	Generate load files	Syniti

Transformation Rules

1. Class

Rule #	Source system	Source Table	Source Field	Source Description	Target System	Target Table	Target Field	Target Description	Transformation Logic
1	DCT	KLAH	CLASS	Class Name	S/4 Hana	KLAH	CLASS	Class number	Direct Mapping
2	DCT	KLAH	KLART	Class Type	S/4 Hana	KLAH	KLART	Class Type	Direct Mapping
3	-	-	-	-	S/4 Hana	KLAH	STATU	Class status	Default to "1"
4	DCT	KLAH	KLAGR	Class Group	S/4 Hana	KLAH	KLAGR	Class Group	Direct Mapping
5	DCT	KLAH	VONDT	Valid-From Date	S/4 Hana	KLAH	VONDT	Valid-From Date	If has value in DCT, Direct Mapping. If blank, derive the date as per Value Mapping: OTH_Migration_Date Relevant Values A2D (using Object ID "1009" and Field Name = "KLAH-VONDT").
6	DCT	KLAH	BISDT	Valid-to date	S/4 Hana	KLAH	BISDT	Valid-to date	If has value in DCT, Direct Mapping. Otherwise, Default to 31129999
7	-	-	-	-	S/4 Hana	KLAH	PRAUS	Same Classification/ Do Not Check	Default to "X" (Tick box checked) <i>*Need to translate for LTMC Load*</i>

2. Class Description / Keyword

Rule #	Source system	Source Table	Source Field	Source Description	Target System	Target Table	Target Field	Target Description	Transformation Logic
1	DCT	KLAH	CLASS	Class number	S/4 Hana	KLAH	CLASS	Class number	Direct Mapping
2	DCT	KLAH	KLART	Class Type	S/4 Hana	KLAH	KLART	Class Type	Direct Mapping
3	DCT	SWOR	KSCHL_EN	Description (English)	S/4 Hana	SWOR	KSCHL	Description	Direct Mapping
4	-	-	-	-	S/4 Hana	SWOR	SPRAS	Language Key	Default to "E"
5	-	-	-	-	S/4 Hana	SWOR	POSNR	Order Number of Description	Default to "001"

UNION

Rule #	Source system	Source Table	Source Field	Source Description	Target System	Target Table	Target Field	Target Description	Transformation Logic
1	DCT	KLAH	CLASS	Class number	S/4 Hana	KLAH	CLASS	Class number	Direct Mapping
2	DCT	KLAH	KLART	Class Type	S/4 Hana	KLAH	KLART	Class Type	Direct Mapping
3	DCT	SWOR	KSCHL_FR	Description (French)	S/4 Hana	SWOR	KSCHL	Description	Direct Mapping
4	-	-	-	-	S/4 Hana	SWOR	SPRAS	Language Key	Default to "F"

5	-	-	-	-	S/4 Hana	SWOR	POSNR	Order Number of Description	Default to "001"
---	---	---	---	---	----------	------	-------	-----------------------------	------------------

UNION

Rule #	Source system	Source Table	Source Field	Source Description	Target System	Target Table	Target Field	Target Description	Transformation Logic
1	DCT	KLAH	CLASS	Class number	S/4 Hana	KLAH	CLASS	Class number	Direct Mapping
2	DCT	KLAH	KLART	Class Type	S/4 Hana	KLAH	KLART	Class Type	Direct Mapping
3	DCT	SWOR	KSCHL_IT	Description (Italian)	S/4 Hana	SWOR	KSCHL	Description	Direct Mapping
4	-	-	-	-	S/4 Hana	SWOR	SPRAS	Language Key	Default to "I"
5	-	-	-	-	S/4 Hana	SWOR	POSNR	Order Number of Description	Default to "001"

UNION

Rule #	Source system	Source Table	Source Field	Source Description	Target System	Target Table	Target Field	Target Description	Transformation Logic
1	DCT	KLAH	CLASS	Class number	S/4 Hana	KLAH	CLASS	Class number	Direct Mapping
2	DCT	KLAH	KLART	Class Type	S/4 Hana	KLAH	KLART	Class Type	Direct Mapping
3	DCT	SWOR	KSCHL_ZH	Description (Mandarin)	S/4 Hana	SWOR	KSCHL	Description	Direct Mapping
4	-	-	-	-	S/4 Hana	SWOR	SPRAS	Language Key	Default to "1"
5	-	-	-	-	S/4 Hana	SWOR	POSNR	Order Number of Description	Default to "001"

UNION

Rule #	Source system	Source Table	Source Field	Source Description	Target System	Target Table	Target Field	Target Description	Transformation Logic
1	DCT	KLAH	CLASS	Class number	S/4 Hana	KLAH	CLASS	Class number	Direct Mapping
2	DCT	KLAH	KLART	Class Type	S/4 Hana	KLAH	KLART	Class Type	Direct Mapping
3	DCT	SWOR	KSCHL_PT	Description (Brazilian Portuguese)	S/4 Hana	SWOR	KSCHL	Description	Direct Mapping
4	-	-	-	-	S/4 Hana	SWOR	SPRAS	Language Key	Default to "P"
5	-	-	-	-	S/4 Hana	SWOR	POSNR	Order Number of Description	Default to "001"

UNION

Rule #	Source system	Source Table	Source Field	Source Description	Target System	Target Table	Target Field	Target Description	Transformation Logic
1	DCT	KLAH	CLASS	Class number	S/4 Hana	KLAH	CLASS	Class number	Direct Mapping
2	DCT	KLAH	KLART	Class Type	S/4 Hana	KLAH	KLART	Class Type	Direct Mapping
3	DCT	SWOR	KSCHL_DE	Description (German)	S/4 Hana	SWOR	KSCHL	Description	Direct Mapping
4	-	-	-	-	S/4 Hana	SWOR	SPRAS	Language Key	Default to "D"
5	-	-	-	-	S/4 Hana	SWOR	POSNR	Order Number of Description	Default to "001"

UNION

Rule #	Source system	Source Table	Source Field	Source Description	Target System	Target Table	Target Field	Target Description	Transformation Logic
1	DCT	KLAH	CLASS	Class number	S/4 Hana	KLAH	CLASS	Class number	Direct Mapping
2	DCT	KLAH	KLART	Class Type	S/4 Hana	KLAH	KLART	Class Type	Direct Mapping
3	DCT	SWOR	KSCHL_ES	Description (Spanish)	S/4 Hana	SWOR	KSCHL	Description	Direct Mapping
4	-	-	-	-	S/4 Hana	SWOR	SPRAS	Language Key	Default to "S"
5	-	-	-	-	S/4 Hana	SWOR	POSNR	Order Number of Description	Default to "001"

3. Additional Class Keyword

Rule #	Source system	Source Table	Source Field	Source Description	Target System	Target Table	Target Field	Target Description	Transformation Logic
1	DCT	KLAH	CLASS	Class number	S/4 Hana	KLAH	CLASS	Class number	Direct Mapping
2	DCT	KLAH	KLART	Class Type	S/4 Hana	KLAH	KLART	Class Type	Direct Mapping
3	DCT	SWOR	KSCHL_EN	Description (English)	S/4 Hana	SWOR	KSCHL	Description	Direct Mapping
4	-	-	-	-	S/4 Hana	SWOR	SPRAS	Language Key	Default to "E"
5	DCT	SWOR	POSNR	Order Number of Description	S/4 Hana	SWOR	POSNR	Order Number of Description	Direct Mapping

UNION

Rule #	Source system	Source Table	Source Field	Source Description	Target System	Target Table	Target Field	Target Description	Transformation Logic
1	DCT	KLAH	CLASS	Class number	S/4 Hana	KLAH	CLASS	Class number	Direct Mapping
2	DCT	KLAH	KLART	Class Type	S/4 Hana	KLAH	KLART	Class Type	Direct Mapping
3	DCT	SWOR	KSCHL_FR	Description (French)	S/4 Hana	SWOR	KSCHL	Description	Direct Mapping
4	-	-	-	-	S/4 Hana	SWOR	SPRAS	Language Key	Default to "F"
5	DCT	SWOR	POSNR	Order Number of Description	S/4 Hana	SWOR	POSNR	Order Number of Description	Direct Mapping

UNION

Rule #	Source system	Source Table	Source Field	Source Description	Target System	Target Table	Target Field	Target Description	Transformation Logic
1	DCT	KLAH	CLASS	Class number	S/4 Hana	KLAH	CLASS	Class number	Direct Mapping
2	DCT	KLAH	KLART	Class Type	S/4 Hana	KLAH	KLART	Class Type	Direct Mapping
3	DCT	SWOR	KSCHL_IT	Description (Italian)	S/4 Hana	SWOR	KSCHL	Description	Direct Mapping
4	-	-	-	-	S/4 Hana	SWOR	SPRAS	Language Key	Default to "I"
5	DCT	SWOR	POSNR	Order Number of Description	S/4 Hana	SWOR	POSNR	Order Number of Description	Direct Mapping

UNION

Rule #	Source system	Source Table	Source Field	Source Description	Target System	Target Table	Target Field	Target Description	Transformation Logic
1	DCT	KLAH	CLASS	Class number	S/4 Hana	KLAH	CLASS	Class number	Direct Mapping
2	DCT	KLAH	KLART	Class Type	S/4 Hana	KLAH	KLART	Class Type	Direct Mapping
3	DCT	SWOR	KSCHL_ZH	Description (Mandarin)	S/4 Hana	SWOR	KSCHL	Description	Direct Mapping
4	-	-	-	-	S/4 Hana	SWOR	SPRAS	Language Key	Default to "1"
5	DCT	SWOR	POSNR	Order Number of Description	S/4 Hana	SWOR	POSNR	Order Number of Description	Direct Mapping

UNION

Rule #	Source system	Source Table	Source Field	Source Description	Target System	Target Table	Target Field	Target Description	Transformation Logic
1	DCT	KLAH	CLASS	Class number	S/4 Hana	KLAH	CLASS	Class number	Direct Mapping
2	DCT	KLAH	KLART	Class Type	S/4 Hana	KLAH	KLART	Class Type	Direct Mapping
3	DCT	SWOR	KSCHL_PT	Description (Brazilian Portuguese)	S/4 Hana	SWOR	KSCHL	Description	Direct Mapping
4	-	-	-	-	S/4 Hana	SWOR	SPRAS	Language Key	Default to "P"
5	DCT	SWOR	POSNR	Order Number of Description	S/4 Hana	SWOR	POSNR	Order Number of Description	Direct Mapping

UNION

Rule #	Source system	Source Table	Source Field	Source Description	Target System	Target Table	Target Field	Target Description	Transformation Logic
1	DCT	KLAH	CLASS	Class number	S/4 Hana	KLAH	CLASS	Class number	Direct Mapping

2	DCT	KLAH	KLART	Class Type	S/4 Hana	KLAH	KLART	Class Type	Direct Mapping
3	DCT	SWOR	KSCHL_DE	Description (German)	S/4 Hana	SWOR	KSCHL	Description	Direct Mapping
4	-	-	-	-	S/4 Hana	SWOR	SPRAS	Language Key	Default to "D"
5	DCT	SWOR	POSNR	Order Number of Description	S/4 Hana	SWOR	POSNR	Order Number of Description	Direct Mapping

UNION

Rule #	Source system	Source Table	Source Field	Source Description	Target System	Target Table	Target Field	Target Description	Transformation Logic
1	DCT	KLAH	CLASS	Class number	S/4 Hana	KLAH	CLASS	Class number	Direct Mapping
2	DCT	KLAH	KLART	Class Type	S/4 Hana	KLAH	KLART	Class Type	Direct Mapping
3	DCT	SWOR	KSCHL_ES	Description (Spanish)	S/4 Hana	SWOR	KSCHL	Description	Direct Mapping
4	-	-	-	-	S/4 Hana	SWOR	SPRAS	Language Key	Default to "S"
5	DCT	SWOR	POSNR	Order Number of Description	S/4 Hana	SWOR	POSNR	Order Number of Description	Direct Mapping

4. Characteristic Assignment

Rule #	Source system	Source Table	Source Field	Source Description	Target System	Target Table	Target Field	Target Description	Transformation Logic
1	DCT	KLAH	CLASS	Class number	S/4 Hana	KLAH	CLASS	Class number	Direct Mapping
2	DCT	KLAH	KLART	Class Type	S/4 Hana	KLAH	KLART	Class Type	Direct Mapping
3	DCT	CABN	ATNAM	Characteristic Name	S/4 Hana	CABN	ATNAM	Characteristic Name	Value Mapping: Characteristic A2D
</Start CR0240>									
4	DCT	KSML	POSNR_CH AR	Order Number of Characteristic	S/4 Hana	KSML	POSNR	Item Number	Direct Mapping
</End CR0240>									

Note: Class Number + Class Type: Should exist in Class Header

List of Custom Target Reports for this object is maintained here: [Conversion Specification - Custom Reports Register](#).

Transformation Mapping

Mapping Table Name	Mapping Table Description
Class A2D	Old to New Class A2D
Characteristic A2D	Old to New Characteristic A2D
OTH_Migration_Date Relevant Values A2D	Dates to be defaulted for A2D objects for each Migration Cycle

List of Transformation Mappings with additional details is maintained here: [Transformation Mappings](#)

Transformation Dependencies

List the steps that need to occur before transformation can commence

Item #	Step Description	Team Responsible
1	Ensure DCT tables completeness	SyWay Data Team
2	Ensure all Transformation mappings are up to date.	SyWay Data Team

Pre-Load Validation

Project Team

Completeness

Task	Action
Verify Record Count	SyWay A2D Data Team to verify that the total number of relevant records from the DCT is equal to the total number of records in the Preload and Load Sheets.

Accuracy

Task	Action
Conversion Accuracy	SyWay A2D Data Team to verify that all fields below meet pass the checks: <ol style="list-style-type: none">1. Mandatory Fields2. Field and Value Mapping Correctness3. Null Checks4. Text Length Checks
Review Error Reports	Review and correct the errors. Achieve a zero-error record count as much as possible. Raise defects for data remediated and requiring a correction in the source data.

Business

Completeness

Task	Action
Verify Record Count	Business Data Owner/s to verify that the total number of relevant records from the the DCT is equal to the total number of records in the Preload and Load Sheets.

Accuracy

Task	Action
Conversion Accuracy	Business Data Owner/s to verify that all the data in the load table/file is accurate as per endorsed transformation/mapping rules (and signed-off DCT data).

Load

The load process includes:

1. Execute the automated data load into target system using load tool or product the load file if the load must be done manually
2. Once the data is loaded to the target system, it will be extracted and prepared for Post Load Data Validation

Load Run Sheet

Item #	Step Description	Team Responsible
1	Ensure Pre-load sign-offs are obtained.	SyWay Data team
2	Go to the load tool and select the correct load Program.	SyWay Data team
3	Proceed with Data load.	SyWay Data team
4	Validate few records loaded by accessing standard transactions.	SyWay Data team
5	Generate the post load reports in the tool.	SyWay Data team
6	Log errors as defects, if any and address resolutions. Close defects.	SyWay Data team
7	Resolve defects by re-upload and re-generate post load reports if necessary.	SyWay Data team

8	Business to validate the post load files as part of post-load validation, raise data defects or provide the post-load sign-off.	Business
9	Repeat steps 5 to 7 if necessary.	SyWay Data team

Load Phase and Dependencies

Pre-Cutover

Configuration

Item #	Configuration Item
1	T002-Language Keys
2	TCLA-Class Types
3	TCLG-Class Groups
4	TCLU-Class Status

Conversion Objects

Object #	Preceding Object Conversion Approach
1015	Characteristics

Error Handling

Error Type	Error Description	Action Taken
Configuration	Invalid Language Key	Engage Functional team to expedite and fix the error in the system
Configuration	Invalid Class Type	Engage Functional team to expedite and fix the error in the system
Configuration	Invalid Class Group	Engage Functional team to expedite and fix the error in the system
Configuration	Invalid Class Status	Engage Functional team to expedite and fix the error in the system
Invalid Data	Invalid or Inactive Characteristic assigned	Expedite whether the master data is changed in the system

Post-Load Validation

Project Team

Completeness

Task	Action
Verify Count	SyWay A2D Data Team to verify the record count created in target S/4 HANA by accessing post load reports in dspMigrate or standard reports from S/4 HANA.
Verify Logs	Check if there is data that failed to load and perform the necessary actions (e.g. register as post load issue or attempt to load the record again, etc.).

Accuracy

Task	Action
Conversion Accuracy	Verify that the EAM Class data in target S/4 HANA were loaded correctly via dspMigrate post load reports or standard reports from S/4 HANA.

Business

Completeness

Task	Action
Verify Count	Download Post Load Reports from dspMigrate and verify that the record count loaded in the target S/4 HANA is the same count as of the endorsed load file.

Accuracy

Task	Action
Conversion Accuracy	Verify that the EAM Class data in target S/4 HANA were loaded correctly via dspMigrate post load reports or standard reports from S/4 HANA.

Key Assumptions

- Master Data Standard is up to date as on the date of documenting this conversion approach and data load.
- Data cleansing has met the required percentage threshold for the specified mock cycle and all preparation activities have been completed. (If applicable for Cleansing)
- Data entries in DCT are target-ready data unless a specific transformation rule is stated for that field in the transformation rules.
- Not all legacy Plant Maintenance (PM) Classes need to be mapped to S/4 HANA PM Classes. If any of the successor objects is dependent on a PM Class field with no mapped values, this will be an enrichment activity or manual transformation for the successor object to derive the PM Class.

See also

Change log

Version	Published	Changed By	Comment
CURRENT (v. 130 139)	05, 2026 04:34	ERGUIZA -ext, Pinky Love	CR0240: Refer to </Start CR0240> </End CR0240> texts. Note: The requirement has been pre-
v. 139	Jan 05, 2026 04:34	ERGUIZA -ext, Pinky Love	
v. 138	Dec 05, 2025 13:24	ERGUIZA -ext, Pinky Love	Removed 017-Documents Management as missed on previous update as part of CR0164
v. 137	Dec 05, 2025 10:44	ERGUIZA -ext, Pinky Love	
v. 136	Dec 04, 2025 12:25	ERGUIZA -ext, Pinky Love	

v. 135	Dec 04, 2025 12:21	ERGUIZA -ext, Pinky Love	
v. 134	Dec 04, 2025 12:19	ERGUIZA -ext, Pinky Love	
v. 133	Nov 13, 2025 12:27	ERGUIZA -ext, Pinky Love	Characteristic Name to use Value Mapping: Characteristic A2D
v. 132	Nov 13, 2025 12:22	ERGUIZA -ext, Pinky Love	
v. 131	Nov 13, 2025 12:21	ERGUIZA -ext, Pinky Love	

[Go to Page History](#)




Workflow history

Title	Last Updated By	Updated	Status
-------	-----------------	---------	--------

There are no pages at the moment.

Workflow history

This view shows the 5 most recent entries. The complete workflow log is available from the 'Document Activity' menu item.

Jan 19, 2026	Actor	Type	Activity	Version
Approved	LEIGHTON-ext, Dean	State	changed state to Approved at 5:50 am	v140
Lead Approval	LEIGHTON-ext, Dean	State	gave <i>POD Lead Review</i> approval at 5:50 am	
<i>CR0164 Updates Approved</i>				
Jan 05, 2026				
	 MOUSSA-ext, Eva	State	changed expiry date to '12 Jan, 2026 05:35 pm' at 5:35 pm	
		State	changed state to Lead Approval at 5:35 pm	v140
Tech Review	 MOUSSA-ext, Eva	State	gave <i>Syniti Team Review</i> approval at 5:35 pm	
		State	changed expiry date to '10 Jan, 2026 05:35 pm' at 5:35 pm	
		State	changed state to Tech Review at 5:35 pm	v140
<i>Version 140. CR0240</i>				
Pending adjustment	 MOUSSA-ext, Eva	State	changed state to Pending adjustment at 5:35 pm	v140