

CNV-1005 Task List

Status	Approved
Owner	MAHAJAN-ext, iesha
Stakeholders	ERGUIZA-ext, Pinky Love PUN-ext, Eddy JOSHI-ext, Aditya VILARES, ines LEIGHTON-ext, Dean YUE-ext, BettySTEFANESC U-ext, Aurelia MOUSSA-ext, Eva HUSSAN-ext, Nishin

Purpose

The purpose of this document is to define the conversion approach to create Task List in S/4 HANA.

A Maintenance Task List in SAP PM is a predefined set of maintenance activities that can be reused across multiple work orders and maintenance plans. It standardizes recurring tasks, improves planning efficiency, and ensures consistency in execution.

Legacy Plant Maintenance Task list is using a diverse range of formats across the different systems. There are instances where the same Task list is duplicated within and/or across sources, with informal words. This results in data inconsistency. As per SyWay design, EAM Maintenance Task list will be standardized.

Conversion Scope

The scope of this document covers the approach for converting active Task List from Legacy Source Systems into S/4HANA following the Task List Master Data Design Standard.

SAP PM task lists are reusable templates that define the sequence of maintenance activities for equipment, functional locations, or general processes. They standardize maintenance operations by grouping operations, durations, and materials into a single master record. Task lists enhance consistency, simplify planning, and speed up order creation.

The data from legacy system includes:

1. Task lists created (PLKO-ANDAT) on or after July 1, 2024 **QR** Task lists used within the past 3 years (PLKO-ANDAT <= 3 years) (with relevant Maintenance Items assigned (MPOS-WAPOS) or Assigned to relevant Work Orders (AUFK-AUFNR))
2. Task List Type (PLKO-PLNTY):
 - A - General Maintenance Task List
 - E - Equipment Task List
 - T - Task List for Functional Location
3. Assigned to active (Source System Status (JEST-STAT) Not (INAC or DLFL) and </Start CR0438> (JEST-INAC <> 'X') </End CR0438>) legacy Functional Location (IFLOT-TPLNR) if Task List Type (PLKO-PLNTY) = T
4. Assigned to active (Source System Status (JEST-STAT) Not (INAC or ESTO or AVLB) and </Start CR0438> (JEST-INAC <> 'X') </End CR0438>) legacy Equipment (EQUI-EQUNR) if Task List Type (PLKO-PLNTY) = E
5. Has at least 1 operation (PLPO-PLNTY, PLPO-PLNNR, PLPO-VORNR)
6. Status = Released ((PLKO-STATU) = "2" or "3" or "4")
7. Task list having Maintenance Plant (PLKO-WERKS) in scope - Refer to Value Mapping: Plant (Maintenance Plant = Yes)
8. Task List Usage (PLKO-VERWE) = "4"
9. Task Lists in **Inclusion-Task List** (this will overwrite all other rules and make the Task List relevant)
10. Task List Header Long Text in Inclusion-TL Header Long Text
11. Task List Operation Long Text in Inclusion-TL Operation Long Text

The data from legacy system excludes:

</Start CR0438>

~~4. Task lists (PLKO-ANDAT) not used over 3 years. (Definition: No Active Maintenance Items Assigned (MPOS-WAPOS), No Open Work Orders (AUFK-AUFNR))~~

1. Task lists (PLKO-ANDAT) not used over 3 years. Definition:

- No Active Maintenance Items Assigned (MPOS-WAPOS): * *Active Maintenance Item (MPOS-WARPL) - should be assigned to Active Maintenance Plan. Active Maintenance Plan - should be Active (JEST-INAC <> 'X') System Status (JEST-STAT) <> DLFL*
- No Open Work Orders (AUFK-AUFNR): * *Open WO - should be Active (JEST-INAC <> 'X') System Status (JEST-STAT) = Created (CRTD) or Released (REL)*

2. Task lists With Deletion Indicator or marked for deletion. Tables to check for deletion indicator (PLKO-LOEKZ, PLAS-LOEKZ, PLPO-LOEKZ, PLMZ-LOEKZ, PLWP-LOEKZ) <> "X"

</End CR0438>

List of Tables to extract for this object is maintained here: [Extract Table Register](#).

List of source systems and approximate number of records

Source	Scope	Source Approx No. of Records	Target System	Target Approx No. of Records
PF2, WP2	Active Task Lists will be extracted from PF2 and WP2. Enrichment of in-scope data may be required and will be added via transformation rules.	61,000	S/4HANA	61,000
DCT	Task List for plants which do not have data existing from PF2 and WP2	TBD	S/4 HANA	TBD

Additional Information

Multi-language Requirement

Task List description will be made available in English.

Multi language is supported for Task List. Login via a different language will have its description displayed in the logon language if the language key is maintained in the Task List.

Document Management

Refer to the [KDD085 - Document Management in the SyWay Solution](#)

Note: Documents attached to Task List will be migrated as part of 9104-EAM Attachments.

Legal Requirement

Not Applicable

Special Requirements

Not Applicable

Target Design

The technical design of the target for this conversion approach.

1.Task List Header

Table	Field	Data Element	Field Description	Data Type	Length	Requirement
PLKO	PLNTY	PLNTY	Task List Type	CHAR	1	Mandatory
PLKO	PLNNR	PLNNR	Key for Task List Group	CHAR	8	Mandatory
PLKO	PLNAL	PLNAL	Group Counter	CHAR	2	Mandatory
PLKO	DATUV	DATUV	Valid-From Date	DATS	8	Mandatory
PLKO	PROFIDNETZ	PROFID_STD	Profile	CHAR	7	Conditional
PLKO	KTEXT	PLANTEXT	Description	CHAR	40	Mandatory
PLKO	IWERK	IWERK	Planning Plant	CHAR	4	Mandatory
CRHD	ARBPL	ARBPL	Work Centre	NUMC	8	Mandatory
PLKO	WERKS	WERKS_D	Plant	CHAR	4	Mandatory
PLKO	VERWE	PLN_VERWE	Task List Usage	CHAR	3	Mandatory
PLKO	VAGRP	VAGRP	Planner Group	CHAR	3	Mandatory
PLKO	STATU	PLNST	Overall Status	CHAR	3	Mandatory
PLKO	ANLZU	ANLZU	System Condition	CHAR	1	Conditional
PLKO	STRAT	STRAT	Maintenance Strategy	CHAR	6	Conditional
PLKO	ISTRU	ISTRU	Assembly	CHAR	40	Conditional

PLKO	DELKZ	CP_DELKZ	Indicator: Delete completely in reorganization run	CHAR	1	Conditional
------	-------	----------	--	------	---	-------------

2.Task List Header Long Text Header

Table	Field	Data Element	Field Description	Data Type	Length	Requirement
STXH	TDOBJECT	TDOBJECT	Texts: application object	CHAR	10	Mandatory
STXH	TDNAME	TDOBNAME	Name	CHAR	70	Mandatory
STXH	TDID	TDID	Text ID	CHAR	4	Mandatory
STXH	TDSPRAS	SPRAS	Language Key	LANG	1	Mandatory

3.Task List Header Long Text Line

Table	Field	Data Element	Field Description	Data Type	Length	Requirement
STXL	TDOBJECT	TDOBJECT	Texts: application object	CHAR	10	Mandatory
STXL	TDNAME	TDOBNAME	Name	CHAR	70	Mandatory
STXL	TDID	TDID	Text ID	CHAR	4	Mandatory
STXL	TDSPRAS	SPRAS	Language Key	LANG	1	Mandatory
STXL	CLUSTD_TAG	TDFORMAT	Tag column	CHAR	1	Mandatory
STXL	ROWCOUNT	ROWCOUNT	Row number	NUMC	10	Mandatory
STXL	TXLINE	TDLINE	Text Line	CHAR	72	Conditional

Note:

1. Long Text is not mandatory, only load when there is data
2. One Long Text Header must have at least 1 Long Text Line

4.Task List Operation

Table	Field	Data Element	Field Description	Data Type	Length	Requirement
PLPO	PLNTY	PLNTY	Task List Type	CHAR	1	Mandatory
PLPO	PLNNR	PLNNR	Key for Task List Group	CHAR	8	Mandatory
PLKO	PLNAL	PLNAL	Group Counter	CHAR	2	Mandatory
PLPO	VORNR	VORNR	Activity Number	CHAR	4	Mandatory
PLPO	STEUS	STEUS	Control Key	CHAR	4	Conditional
PLPO	PLNKN	PLNKN	Number of the Task List Node	NUMC	8	System key field
PLPO	ZAEHL	CIM_COUNT	Internal counter	NUMC	8	System Key field
CRHD	ARBPL	ARBPL	Work Centre	NUMC	8	Mandatory
PLPO	WERKS	WERKS_D	Plant	CHAR	4	Mandatory
PLPO	LTXA1	LTXA1	Operation Description	CHAR	40	Mandatory
PLPO	ARBEI	ARBEIT	Work Involved in the Activity	QUAN	7(1)	Mandatory
PLPO	ARBEH	ARBEITE	Unit for Work	UNIT	3	Mandatory
PLPO	ANZZL	ANZKAP	Number of Capacities Required	INT1	3	Mandatory
PLPO	INDET	INDET	Key for calculation	CHAR	1	Mandatory
PLPO	PRZNT	APROZENT	Work Percentage	INT1	3	Conditional
PLPO	VERTN	CR_VERTN	Distr.cap.reqmts (plant maint.,process order, network)	CHAR	8	Conditional
PLPO	AUFKT	AFAKT	Execution Factor	DEC	3(0)	Mandatory
PLPO	ANLZU	ANLZU	System Condition	CHAR	1	Conditional
PLPO	EXECUTION_STAGE	EAM_PREMAINPOST	PRE MAIN POST	CHAR	10	Mandatory

PLPO	BMVRG	BMVRG	Order Quantity	QUAN	13(3)	Conditional
PLPO	BMEIH	BMEIH	Order Quantity Unit	UNIT	3	Conditional
PLPO	PLIFZ	PLIFZ	Planned Delivery Time in Days	DEC	3(0)	Conditional
PLPO	FRDLB	CO_FRDLB	Indicator: External Processing Operation with Subcontracting	CHAR	1	Conditional
PLPO	SAKTO	KSTAR	Cost Element	CHAR	10	Conditional
PLPO	MATKL	MATKL	Material Group	CHAR	9	Conditional
PLPO	EKGRP	VG_EKGRP	Purchasing Group	CHAR	3	Conditional
PLPO	LIFNR	LIFNR	Vendor	CHAR	10	Conditional
PLPO	EKORG	EKORG	Purchasing Organization	CHAR	4	Conditional
PLPO	EBELN	EBELN	Outline Agreement	CHAR	10	Conditional
PLPO	EBELP	EBELP	Item Number of Outline Agreement	NUMC	5	Conditional

Note:

1. Each Task List Header must have at least 1 operation
2. Each Task List Header can have many operations

5.Task List Operation Long Text Header

Table	Field	Data Element	Field Description	Data Type	Length	Requirement
STXH	TDOBJECT	TDOBJECT	Texts: application object	CHAR	10	Mandatory
STXH	TDNAME	TDOBJECT	Name	CHAR	70	Mandatory
STXH	TDID	TDID	Text ID	CHAR	4	Mandatory
STXH	TDSPRAS	SPRAS	Language Key	LANG	1	Mandatory

6.Task List Operation Long Text Line

Table	Field	Data Element	Field Description	Data Type	Length	Requirement
STXL	TDOBJECT	TDOBJECT	Texts: application object	CHAR	10	Mandatory
STXL	TDNAME	TDOBJECT	Name	CHAR	70	Mandatory
STXL	TDID	TDID	Text ID	CHAR	4	Mandatory
STXL	TDSPRAS	SPRAS	Language Key	LANG	1	Mandatory
STXL	CLUSTD_TAG	TDFORMAT	Tag column	CHAR	1	Mandatory
STXL	ROWCOUNT	ROWCOUNT	Row number	NUMC	10	Mandatory
STXL	TXLINE	TDLINE	Text Line	CHAR	72	Conditional

Note:

1. Long Text is not mandatory, only load when there is data
2. Each Long Text Header must have at least 1 Long Text Line

7.Task List Operation Lean Service

Table	Field	Data Element	Field Description	Data Type	Length	Requirement
PLMZ	PLNTY	PLNTY	Task List Type	CHAR	1	Mandatory
PLMZ	PLNNR	PLNNR	Task List Key	CHAR	8	Mandatory
PLMZ	PLNAL	PLNAL	Group Counter	CHAR	2	Mandatory
PLPO	VORNR	VORNR	Activity Number	CHAR	4	Mandatory
STPO	IDNRK	IDNRK	Service Product Number	CHAR	40	Mandatory
PLMZ	IMENG	KMPMG	Service Base Quantity	CHAR	13	Mandatory
PLMZ	SERVICEDURATION	SERVICEDURATION	Service Duration	QUAN	5	Conditional

PLMZ	SERVICEDURATIONUNIT	SERVICEDURATIONUNIT	Service Duration Unit	UNIT	3	Conditional
------	---------------------	---------------------	-----------------------	------	---	-------------

Note: Each Task List Operation can have many lean services

8.Task List Component

Table	Field	Data Element	Field Description	Data Type	Length	Requirement
PLMZ	PLNTY	PLNTY	Task List Type	CHAR	1	Mandatory
PLMZ	PLNNR	PLNNR	Task List Key	CHAR	8	Mandatory
PLMZ	PLNAL	PLNAL	Group Counter	CHAR	2	Mandatory
PLPO	VORNR	VORNR	Activity Number	CHAR	4	Mandatory
STPO	IDNRK	IDNRK	Material Number	CHAR	40	Mandatory
STPO	MENGE	KMPMG	Component Quantity	CHAR	1	Mandatory
PLMZ	RGEKZ	RGEKZ	Indicator: Backflush	CHAR	1	Conditional
PLMZ	DISP	DISP_PLUS_1	Relevancy to Materials Planning/Generation of Purchase Req.	CHAR	1	Conditional
PLMZ	WERK_STL	WERKS_D	Plant	CHAR	4	Mandatory
PLMZ	LGORT	LGORT_RES	Storage Location	CHAR	4	Conditional

Note: Each Task List Operation can have many components

9.Task List Maintenance Package

Table	Field	Data Element	Field Description	Data Type	Length	Requirement
PLWP	PLNTY	PLNTY	Task List Type	CHAR	1	Mandatory
PLWP	PLNNR	PLNNR	Task List Key	CHAR	8	Mandatory
PLPO	VORNR	VORNR	Activity Number	CHAR	4	Mandatory
PLWP	PLNAL	PLNAL	Group Counter	CHAR	2	Mandatory
PLWP	STRAT	STRAT	Maintenance Strategy	CHAR	6	Mandatory
PLWP	PAKET	PAKETZAEHL	Maintenance Package Number	NUMC	2	Mandatory

Note: Only apply if Task List is assigned to a strategy

10.Task List (Characteristics Values Header)

Table	Field	Data Element	Field Description	Data Type	Length	Requirement
KLAH	KLART	KLASSENART	Class Type	CHAR	3	Mandatory
INOBO	OBTAB	TABELLE	Name of Database Table for Object	CHAR	30	Mandatory
KLAH	CLASS	KLASSE_D	Class number	CHAR	18	Mandatory
INOBO	OBJEK	CUOBN	Key of Object	CHAR	90	Mandatory
KLAH	STATU	KLSTATUS	Class Status	CHAR	1	Mandatory

11.Task List (Characteristics Values Allocation)

Table	Field	Data Element	Field Description	Data Type	Length	Requirement
KLAH	KLART	KLASSENART	Class Type	CHAR	3	Mandatory
INOBO	OBTAB	TABELLE	Name of Database Table for Object	CHAR	30	Mandatory
KLAH	CLASS	KLASSE_D	Class number	CHAR	18	Mandatory
INOBO	OBJEK	CUOBN	Key of Object	CHAR	90	Mandatory
CABN	ATNAM	ATNAM	Characteristic Name	CHAR	30	Mandatory
AUSP	ATWRT	ATWRT	Characteristic Value	CHAR	30	Mandatory
KSML	POSNR	KPOSNR	Item Number	CHAR	3	Mandatory

Task List Data strictly adheres to the Master Data Standard. The complete information of the key fields that hold the Task List information follows the Master Data Standard document that is located [here](#).

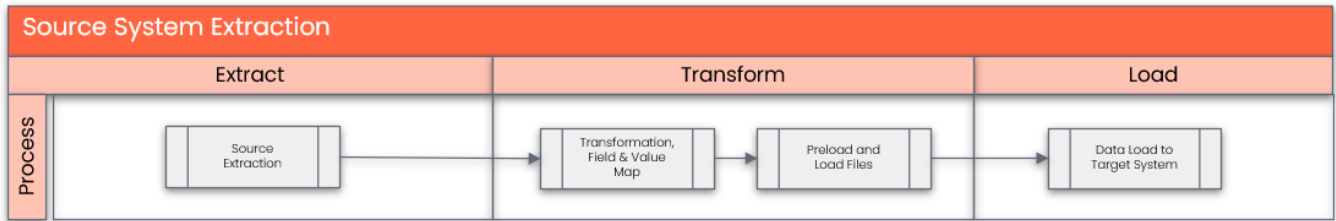
Data Cleansing

ID	Criticality	Error Message /Report Description	Rule	Output	Source System
1005-001	C1	TL Header-Description: Missing Task Lists Descriptions	Task List as per Relevancy Criteria where there are blank Task List Descriptions.	Task List Type, Key for Task List Group, Plant, Description	PF2, WP2
1005-002	C3	Info Report: TL Header: Long Text for cleansing	TL Header Long Text for Manual Review. <i>Note: This is used to create Inclusion-TL Header Long Text. Business will then select which Long Text are still relevant from Inclusion-TL Header Long Text.</i>	Task List Type, Key for Task List Group, Plant, Long Text	PF2, WP2
1005-003	C1	TL Header-Usage : Not 4	Task List as per Relevancy Criteria meets all other criteria but does not have Usage 4	Task List Type, Key for Task List Group, Plant, Usage	PF2, WP2
1005-004	C1	TL Header: Task lists not used within the last 3 years	Task List as per Relevancy Criteria but are not used within the last 3 years across: 1. Maintenance Items as per Relevancy Criteria 2. Work Order as per Relevancy Criteria <i>Note: This will be used to create Inclusion-Task List. Business will then select Task List periodic plan that are still relevant for migration from Inclusion-Task List.</i>	Task List Type, Key for Task List Group, Plant, Date Record Created On	PF2, WP2
1005-005	C1	TL Operation-Unit for Work: Not 'H'	Task List Operation (as per Relevancy Criteria) where Unit for Work (ARBEH) <> H Note: 1. Exclude records if Work (ARBEI) <> '0.0' 2. Exclude record where UOM = 'STD' (internal value)	Task List Type, Key for Task List Group, Group Counter, Activity Number, Plant, Unit for Work	PF2, WP2
1005-006	C3	Info Report: TL Operation: Long Text for cleansing	TL Operation Long Text for Manual Review. <i>Note: This is used to create Inclusion-TL Operation Long Text. Business will then select which Long Text are still relevant from Inclusion-TL Operation Long Text.</i>	Task List Type, Key for Task List Group, Activity Number, Plant, Long Text	PF2, WP2
1005-007	C3	Info Report: Task List not going to be migrated	Task List as per Relevancy Criteria but <ul style="list-style-type: none">Legacy Functional Location is inactive when the Task list type (PLKO-PLNTY)= T. i.e. Functional Location (Source System Status (JEST-STAT) in (INAC or DLFL)and </Start CR0438> (JEST-INAC <> 'X') </End CR0438>Legacy Equipment is inactive when the Task list Type (PLKO-PLNTY) = E i.e. Equipment Source System Status (JEST-STAT) in (INAC or ESTO or AVLB)and </Start CR0438> (JEST-INAC <> 'X') </End CR0438>	Task List Type, Key for Task List Group, Plant, Equipment	PF2, WP2
1005-008	Not Applicable	External Cleansing Report: Task Lists not in SAP	Business to create the Task Lists in legacy as part of this cleansing activity. Note: This will be a business-led cleansing activity to be executed as part of the SyWay process. No report development by ADMM	Not Applicable	PF2, WP2

Note: List of Cleansing is maintained here: [Conversion Specs Register \(DCT & Cleansing Report\)](#)

Conversion Process

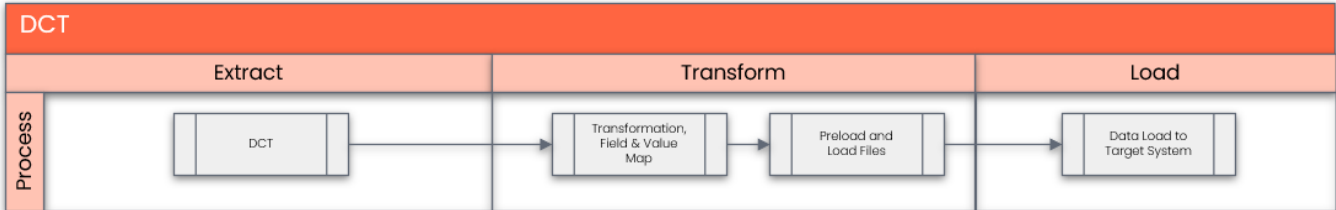
The high-level process is represented by the diagram below:



Collection will be done manually in the Data Collection Template for the following scenarios:

- For sites not on SAP-PF2 or WP2 systems

The high-level process for DCT is represented by the diagram below:



Data Privacy and Sensitivity

Extraction

Extract data from a source into Syniti Migrate. There are 2 possibilities:

1. The data exists. Syniti Migrate connects to the source and loads the data into Syniti Migrate. There are 3 methods:
 - a. Perform full data extraction from relevant tables in the source system(s).
 - b. Perform extraction through the application layer.
 - c. Only if Syniti Migrate; cannot connect to the source, data is loaded to the repository from the provided source system extract/report.
2. The data does not exist (or cannot be converted from its current state). The data is manually collected by the business directly in Syniti Migrate. This is to be conducted using DCT (Data Collection Template) in Syniti Migrate

The agreed Relevancy criteria is applied to the extracted records to identify the records that are applicable for the Target loads

Extraction Run Sheet

Req #	Requirement Description	Team Responsible
1	Extract data from source system based on relevancy rule	SyWay Data Team

Selection Screen

Selection Ref Screen	Parameter Name	Selection Type	Requirement	Value to be entered/set
Not Applicable				

Data Collection Template (DCT)

Target Ready Data Collection Template will be created for Task List data with exception of some fields which require transformation as mentioned in the transformation rule.

1. The extracted report will be loaded into the required structure using the DCT.
2. Standardization activities (including deduplication, standardization and additions) will be carried out within the DCT.

Delta Data Management: Initial collection will be done via the report and one-time load to the DCT will be performed. Any delta after the initial collection within the DCT will require business to take due diligence to ensure any subsequent delta cleansing is verified and aligned within the DCT.

Note: All rules specified below should be documented as a **tooltip** in the DC Page.

Format:

Line 1: Mandatory / Conditional

Line 2: Remaining text

1.Task List Header Data Construction Rules

Field Name	Field Description	Rule
zLegacyPLN NR	Legacy Task List Group	Mandatory. Key Field
zLegacyPLN AL	Legacy Group Counter	Mandatory. Key Field
PROFIDNETZ	Profile	PF2/WP2 data enrichment: Not used For new data construction: Conditional. Select profile to assign profile to task list else leave this field blank. If not blank, must reference active TCA41-PROFIDNETZ
KTEXT	Description	PF2/WP2 data enrichment: Not used For new data construction: Mandatory. Description Rule: 1. Preventive TL: Maintenance Package(2 character)+Maintenance Activity(4 character)+CT Description. E.g. 3M+Prev+CT Description 2. Corrective TL: Maintenance Activity General Description. E.g. Cleaning. 3. Asset Specific TL Preventive: If the "Task List Class & Classification" characteristic value is not blank, add prefix "DSCR" at the start of description automatically. E.g. DSCR+3M+Prev+CT Description Ensure that it does not include any of below characters: ; Semi-colon : Colon :: Double Colon ? Question Mark / Forward Slash @ At sign & Ampersand = Equal Sign + Plus Sign \$ Dollar Sign % Percent Vertical Bar [] Left or Right Square Bracket " Double Quotes
IWERK	Planning Plant	PF2/WP2 data enrichment: Not used For new data construction: Mandatory. Must reference Value Mapping: Plant (Maintenance Plant = Yes)
ARBPL	Work Centre group with planning function	PF2/WP2 data enrichment: Not used For new data construction: Mandatory. Select manually the appropriate Work Centre Must reference active Work Centre (CRHD-ARBPL)

zLegacyWERKS	Legacy Plant	Mandatory. Must reference Value Mapping: Plant (Maintenance Plant = Yes)
VAGRP	Planner Group	PF2/WP2 data enrichment: Not used For new data construction: Mandatory. Select manually the appropriate Planner Group (Must match Planner Group for the plant) Must reference active Planner Group in config (T024A-FEVOR, IWERK=T024A-WERKS)
ANLZU	System Condition	PF2/WP2 data enrichment: Not used For new data construction: Conditional. If not blank must reference active Machine Operating Condition in config (T357M-ANLZU) Note: This field is integrated with PPDS scheduling. If user want to block production capacity, please select "0-not in operation"; Otherwise, user could select "1-in operation".
STRAT	Maintenance Strategy	PF2/WP2 data enrichment: Not used For new data construction: Conditional. For preventive task list, this field is required; select this field manually and activate the "Task List Maintenance Package Tab"; For corrective task list, leave this field blank. If not blank, must reference active Maintenance Strategy (T351-STRAT)
ISTRU	Assembly	PF2/WP2 data enrichment: Mandatory. For new data construction: Conditional. If the task list is asset specific task list, this field should be blank. If the task list is not asset specific task list, this field should be populated. In the task list only CT is applicable (Characteristic for Sub Assembly = No) If not blank, must reference PM Assembly / Construction Type
A_REGULATORY	Regulatory	PF2/WP2 data enrichment: Conditional. Allowed values: "YES" or "NO" For new data construction: Conditional. Allowed values: "YES" or "NO" Note: Will default to "NO" if left blank
A_NATURE_OF_WORK	Nature of Work	PF2/WP2 data enrichment: Conditional. Allowed values: "Quality", "EHS" or "Security" For new data construction: Mandatory. Allowed values: "Quality", "EHS" or "Security"

2.Task List Header Long Text Line Data Construction Rules

Field	Field Description	Rule
zLegacyPLNNR	Legacy Key for Task List Group	Mandatory. Key to link to Task List Header
zLegacyPLNAL	Legacy Group Counter	Mandatory. Key to link to Task List Header
zLegacyWERKS	Legacy Plant	Mandatory. Must reference Value Mapping: Plant (Maintenance Plant = Yes)

TDSPRAS	Language Key	Mandatory Must be either one of the following: English(E) , French(F), Italian(I), Mandarin(1), Portuguese(including Brazilian Portuguese)(P), German(D) and Spanish(S)
ROWCOUNT	Row number	Mandatory. Must be unique and ascending sequential number
TXLINE	Text Line	Conditional. Free Text. Blanks are allowed

3.Task List Operation Data Construction Rules

Field Name	Field Description	Rule
zLegacyPLNNR	Legacy Task List Group	Mandatory. Key to link to Task List Header
zLegacyPLNAL	Legacy Group Counter	Mandatory. Key to link to Task List Header. Must be unique within the same zLegacyPLNNR. Eg: 01, 02 etc
zLegacyVORNR	Legacy Activity Number	Mandatory. Must be unique within the same zLegacyPLNNR Eg: 0010, 0020 etc
ARBPL	Work Centre	PF2/WP2 data enrichment: Not used For new data construction: Mandatory. Must be a valid Work Centre
zLegacyWERKS	Legacy Plant	Mandatory. Must match the Plant of the associated Task List Header Must reference Value Mapping: Plant (Maintenance Plant = Yes)
LTXA1	Operation Description	PF2/WP2 data enrichment: Not used For new data construction: Mandatory. Ensure that it does not include any of below characters: ; Semi-colon : Colon :: Double Colon ? Question Mark / Forward Slash @ At sign & Ampersand = Equal Sign + Plus Sign \$ Dollar Sign % Percent Vertical Bar [] Left or Right Square Bracket " Double Quotes
AUFKT	Execution Factor	PF2/WP2 data enrichment: Not used For new data construction: Mandatory. Positive numeric values only. Note: Will be default to 1 if blank

ARBEI	Work Involved in the Activity	<p>PF2/WP2 data enrichment: Not used</p> <p>For new data construction: Mandatory. Positive numeric values only.</p>
ANZZL	Number of Capacities Required	<p>PF2/WP2 data enrichment: Not used</p> <p>For new data construction: Mandatory. Positive numeric values only.</p>
VERTN	Distr.cap.reqmts	<p>PF2/WP2 data enrichment: Not used</p> <p>For new data construction: Conditional. Must reference active Distribution Function in config (TC29)</p>
ANLZU	System Condition	<p>PF2/WP2 data enrichment: Not used</p> <p>For new data construction: Conditional. If not blank, must reference active Machine operating condition in config (T357M-ANLZU).</p> <p>Note: This field is integrated with PPDS scheduling. If user want to block production capacity, please select "0-not in operation"; Otherwise, user could select "1-in operation".</p>
EXECUTION_STAGE	Execution Stage	<p>PF2/WP2 data enrichment: Not used</p> <p>For new data construction: Conditional. Allowed value: "PRE", "MAIN", "POST" Note: If the user does not provide a value, this will be set to "MAIN"</p>
BMVRG	Order Quantity	<p>PF2/WP2 data enrichment: Not used</p> <p>For new data construction: Conditional. If the Control Key is "External", this field is required otherwise default to blank.</p>
BMEIH	Order Quantity Unit	<p>PF2/WP2 data enrichment: Not used</p> <p>For new data construction: Conditional. If the Control Key is "External", this field is required otherwise default to blank. If not blank, must reference active Units of Measurement in config (T006-MSEHI)</p>
PLIFZ	Planned Delivery Time in Days	<p>PF2/WP2 data enrichment: Not used</p> <p>For new data construction: Conditional. If the Control Key is "External", this field is required. Otherwise, leave blank. Positive numeric values only</p>
FRDLB	Indicator: External Processing Operation with Subcontracting	<p>PF2/WP2 data enrichment: Not used</p> <p>For new data construction: Conditional. If the Control Key is "External", this field is optional. Otherwise, leave blank. Allowed value: "X" or blank.</p>
SAKTO	Cost Element	<p>PF2/WP2 data enrichment: Not used</p> <p>For new data construction: Conditional. If the Control Key is "External", this field is required. Otherwise, leave blank. Must reference Value Mapping: GL Account Mapping for Cost Element</p>

MATKL	Material Group	PF2/WP2 data enrichment: Not used For new data construction: Conditional. If the Control Key is "External", this field is required. Otherwise, leave blank. Must reference active Material Group in config (T023)
EKGRP	Purchasing Group	PF2/WP2 data enrichment: Not used For new data construction: Conditional. If the Control Key is "External", this field is required. Otherwise, leave blank. If not blank, must reference active Purchasing Groups in config (T024-EKGRP)
zLegacyLIFNR	Legacy Vendor	PF2/WP2 data enrichment: Not used For new data construction: Conditional. If the Control Key is "External", this field is optional. Otherwise, leave blank. If not blank, must reference to S2P Vendor Master
EKORG	Purchasing Organization	PF2/WP2 data enrichment: Not used For new data construction: Conditional. If the Control Key is "External", this field is required. Otherwise, leave blank. If not blank, must reference active Purchasing Organizations in config (T024E)
zLegacyEBELN	Legacy Outline Agreement	PF2/WP2 data enrichment: Not used For new data construction: Conditional. If the operation control key is "External", this field is available. Otherwise, leave this field non editable. Can be blank if Legacy Purchasing Agreement Item is blank. Must not be blank if Legacy Purchasing Agreement Item is not blank. If not blank, must reference Value Mapping: Purchase Order Number
zLegacyEBELP	Legacy Purchasing Agreement Item	PF2/WP2 data enrichment: Not used For new data construction: Conditional. If the operation control key is "External", this field is available. Otherwise, leave this field non editable. Can be blank if Legacy Outline Agreement is blank. Must not be blank if Legacy Outline Agreement is not blank. If not blank, must reference Value Mapping: Purchase Order Number

4.Task List Operation Long Text Line Data Construction Rules

Field	Field Description	Rule
zLegacyP LNNR	Legacy Key for Task List Group	Mandatory. Key to link to Task List Operation.
zLegacyP LNAL	Legacy Group Counter	Mandatory. Key to link to Task List Operation

zLegacyV ORNR	Legacy Activity Number	Mandatory. Key to link to Task List Operation
zLegacyW ERKS	Legacy Plant	Mandatory. Must reference Value Mapping: Plant (Maintenance Plant = Yes)
TDSPRAS	Language Key	Mandatory. Must be either one of the following: English(E) , French(F), Italian(I), Mandarin(1), Portuguese(including Brazilian Portuguese)(P), German(D) and Spanish(S)
ROWCOU NT	Row number	Mandatory. Must be unique and ascending sequential number
TXLINE	Text Line	Conditional. Free Text. Blanks are allowed

5.Task List Operation Lean Service Data Construction Rules

Field Name	Field Description	Rule
zLegacyPLNNR	Legacy Task List Group	Mandatory. Key to link to Task List Operation.
zLegacyPLNAL	Legacy Group Counter	Mandatory. Key to link to Task List Operation.
zLegacyVORNR	Legacy Activity Number	Mandatory. Key to link to Task List Operation.
zLegacyWERKS	Legacy Plant	Mandatory. Must reference Value Mapping: Plant (Maintenance Plant = Yes)
zLegacyIDNRK	Legacy Service Product Number	Mandatory. 1. Free-text services are not allowed. 2. Only ZSER material type is allowed. Must reference active Material (MARA) which are extended to Plant (MARC)
IMENG	Service Base Quantity	Mandatory. Positive numeric values only
SERVICEDURATION	Service Duration	Conditional. If the user provides a value, accept it. If not, leave the field blank. Positive numeric values only
SERVICEDURATIONUNIT	Service Duration Unit	Conditional If the user provides a value, accept it. If not, leave the field blank. If not blank, must reference active Units of Measurement in config (T006-MSEHI)

6.Task List Component Data Construction Rules

Field Name	Field Description	Rule
zLegacyPLNNR	Legacy Task List Group	Mandatory. Key to link to Task List Operation
zLegacyPLNAL	Legacy Group Counter	Mandatory. Key to link to Task List Operation

zLegacyVORNR	Legacy Activity Number	Mandatory. Key to link to Task List Operation
zLegacyWERKS	Legacy Plant	Mandatory. Must reference Value Mapping: Plant (Maintenance Plant = Yes)
zLegacyIDNRK	Legacy Material Number	Mandatory. 1. Free-text materials are not allowed. 2. Only material types ZIND, NLAG, UNBW material is allowed. 3. Two different lines with same material number is not allowed. Must reference active Material (MARA) which are extended to Plant (MARC)
IMENG	Component Quantity	Mandatory. Positive numeric values only.
RGEKZ	Indicator: Backflush	Conditional. Allowed values: 1. 'X' - checked 2. blank - not checked
DISP	Relevancy to Materials Planning/Generation of Purchase Req.	Conditional. Allowed values: '1' or Blank
WERK_STL	Plant	Mandatory. Must reference Value Mapping: Plant (Maintenance Plant = Yes)

7.Task List Maintenance Package Data Construction Rules

Field Name	Field Description	Rule
zLegacyPLNNR	Legacy Task List Group	Mandatory. Key to link to Task List Operation
zLegacyPLNAL	Legacy Group Counter	Mandatory. Key to link to Task List Operation
zLegacyVORNR	Legacy Activity Number	Mandatory. Key to link to Task List Operation
zLegacyWERKS	Legacy Plant	Mandatory. Must reference Value Mapping: Plant (Maintenance Plant = Yes)
PAKET	Maintenance Package Number	Mandatory. Positive numeric values only.

Note: The DCT above is only applicable when STRAT is not blank

8.Task List Class & Classification Data Construction Rules

a. Asset Specific Task List Characteristic

Field Name	Field Description	Rule
zLegacyPLNNR	Legacy Task List Group	Mandatory. Key to link to Task List Header
zLegacyPLNAL	Legacy Group Counter	Mandatory. Key to link to Task List Header

zLegacyWERKS	Legacy Plant	Mandatory. Must reference Value Mapping: Plant (Maintenance Plant = Yes)
ATNAM	Characteristic Name	Allowed values: 1. "A_ASSET_SPEC_EQ" - Asset Specific Equipment 2. "A_ASSET_SPEC_FL" - Asset Specific Functional Location
ATWRT	Characteristic Value	If ATNAM= "A_ASSET_SPEC_FL" then input relevant Functional Location. Eg.: Assigned Functional Location must exist in Functional Location DCT If ATNAM= "A_ASSET_SPEC_EQ" then input relevant Equipment Number Eg.: Assigned Equipment must exist in Equipment DCT
POSNR	Item Number	Mandatory. Positive numeric values only. Must be unique and ascending sequential

9.Inclusion-Task List

Field Name	Field Description	Rule
zLegacyPLNTY	Legacy Task List Type	Mandatory. Key to link to Task List Header
zLegacyPLNNR	Legacy Task List Group	Mandatory. Key to link to Task List Header
zLegacyPLNAL	Legacy Group Counter	Mandatory. Key to link to Task List Header
zLegacyWERKS	Legacy Plant	Mandatory

Note: This is used to include Task lists not used within the last 3 years which are periodic plans. Only Task List which are added to this list will be considered as relevant for migration.

10.Inclusion-TL Header Long Text

Field Name	Field Description	Rule
zLegacyPLNTY	Legacy Task List Type	Mandatory. Key to link to Task List Header
zLegacyPLNNR	Legacy Task List Group	Mandatory. Key to link to Task List Header
zLegacyPLNAL	Legacy Group Counter	Mandatory. Key to link to Task List Header
zLegacyWERKS	Legacy Plant	Mandatory
zLegacySPRAS	Legacy Language Key	Mandatory. Allowed values: 1. "E" - English 2. "F" - French 3. "1" - Mandarin/Simplified Chinese 4. "I" - Italian 5. "P" - Portuguese/Brazilian 6. "D" - German 7. "S" - Spanish

Note: Only Long Texts that are added into this list will be migrated.

11.Inclusion-TL Operation Long Text

Field Name	Field Description	Rule
zLegacyPLNTY	Legacy Task List Type	Mandatory. Key to link to Task List Header
zLegacyPLNNR	Legacy Task List Group	Mandatory. Key to link to Task List Header
zLegacyVORNR	Legacy Activity Number	Mandatory. Key to link to Task List Operation
zLegacyWERKS	Legacy Plant	Mandatory
zLegacySPRAS	Legacy Language Key	Mandatory. Allowed values: 1. "E" - English 2. "F" - French 3. "1" - Mandarin/Simplified Chinese 4. "I" - Italian 5. "P" - Portuguese/Brazilian 6. "D" - German 7. "S" - Spanish

Note: Only Long Texts that are added into this list will be migrated.

Note: List of DCTs is maintained here: [Conversion Specs Register \(DCT & Cleansing Report\)](#)

Extraction Dependencies

Item #	Step Description	Team Responsible
1	Relevancy criteria for Equipment	SyWay A2D Data Team
2	Relevancy criteria for Functional Location	SyWay A2D Data Team
3	Relevancy criteria for Maintenance Plan and Item	SyWay A2D Data Team
4	Relevancy criteria for Work Order	SyWay A2D Data Team

Transformation

The Target fields are mapped to the applicable Legacy field that will be its source, this is a 3-way activity involving the Business, Functional team and Data team. This identifies the transformation activity required to allow to make the data Target ready:

1. Perform value mapping and data transformation rules.
 - a. Legacy values are mapped to the to-be values (this could include a default value)
 - b. Values are transformed according to the rules defined in
2. Prepare target-ready data in the structure and format that is required for loading via prescribed Load Tool. This step also produces the load data ready for business to perform Pre-load Data Validation

Transformation Run Sheet

Item #	Step Description	Team Responsible
1	Obtain DCT Sign-off from Business	SyWay A2D Data Team
2	In dspMigrate, select the wave – S4/HANA – Plant Maintenance	Syniti
3	Go to Process Area Launch and Process the Object – Task List	Syniti
4	Review and Validate Error and Preload Reports	Syniti
5	Execute the transformation to prepare the target tables	Syniti
6	Validate data from pre-load and error reports	Business

7	Generate load files	Syniti
---	---------------------	--------

Transformation Rules

1.Task List Header Transformation Rule (ECC)

Rule #	Source system	Source Table	Source Field	Source Description	Target System	Target Table	Target Field	Target Description	Transformation Logic
1	-	-	-	-	S/4HANA	PLKO	PLNTY	Task List Type	Default to "A"
2	PF2, WP2	PLKO	PLNNR	Key for Task List Group	S/4HANA	PLKO	PLNNR	Key for Task List Group	System (Internal numbering)
3	PF2, WP2	PLKO	PLNAL	Group Counter	S/4HANA	PLKO	PLNAL	Group Counter	Generate sequence number starting at 01 for each Key for Task List Group
4	PF2, WP2-	PLKO	ZAEHL	Internal counter	S/4HANA	PLKO	ZAEHL	Internal counter	System (Internal numbering)
5	-	-	-	-	S/4HANA	PLKO	DATUV	Valid-From Date	Derive the date as per Value Mapping: OTH_Migration_Date Relevant Values A2D (using Object ID "1005" and Field Name = "PLKO-DATUV").
6	PF2, WP2	PLKO	PROFIDNETZ	Profile	S/4HANA	PLKO	PROFIDNETZ	Profile	Direct Mapping
7	PF2, WP2	PLKO	KTEXT	Description	S/4HANA	PLKO	KTEXT	Description	Direct Mapping
8	PF2, WP2	PLKO	IWERK	Planning Plant	S/4HANA	PLKO	IWERK	Planning Plant	Value Mapping: Plant (Maintenance Plant = Yes)
9	PF2, WP2	CRHD	ARBPL	Work Centre	S/4HANA	PLKO	ARBPL	Work Centre	Value Mapping: Work Centre
10	PF2, WP2	PLKO	WERKS	Plant	S/4HANA	PLKO	WERKS	Plant	Value Mapping: Plant (Maintenance Plant = Yes)
11	-	-	-	-	S/4HANA	PLKO	VERWE	Task List Usage	Default to "004"
12	PF2, WP2	PLKO	VAGRP	Planner Group	S/4HANA	PLKO	VAGRP	Planner Group	Value Mapping: Planner Group
13	-	-	-	-	S/4HANA	PLKO	STATU	Overall Status	Default to "4"
14	PF2, WP2	PLKO	ANLZU	System Condition	S/4HANA	PLKO	ANLZU	System Condition	Value Mapping: System Condition
15	PF2, WP2	PLKO	STRAT	Maintenance Strategy	S/4HANA	PLKO	STRAT	Maintenance Strategy	Value Mapping: Maintenance Strategy
16	PF2, WP2	PLKO	ISTRU	Assembly	S/4HANA	PLKO	ISTRU	Assembly	Value Mapping: Assembly and Construction Type Overwrite with DCT if provided (as part of enrichment)

2.Task List Header Transformation Rule (DCT)

Rule #	Source system	Source Table	Source Field	Source Description	Target System	Target Table	Target Field	Target Description	Transformation Logic
1	-	-	-	-	S/4HANA	PLKO	PLNTY	Task List Type	Default to "A"
2	DCT	PLKO	zLegacyPLNNR	Legacy Key for Task List Group	S/4HANA	PLKO	PLNNR	Key for Task List Group	System (Internal numbering)
3	DCT	PLKO	zLegacyPLNAL	Legacy Group Counter	S/4HANA	PLKO	PLNAL	Group Counter	Generate sequence number starting at 01 for each Key for Task List Group
4	-	-	-	-	S/4HANA	PLKO	ZAEHL	Internal counter	System (Internal numbering)
5	-	-	-	-	S/4HANA	PLKO	DATUV	Valid-From Date	Derive the date as per Value Mapping: OTH_Migration_Date Relevant Values A2D (using Object ID "1005" and Field Name = "PLKO-DATUV").
6	DCT	PLKO	PROFIDNETZ	Profile	S/4HANA	PLKO	PROFIDNETZ	Profile	Direct Mapping
7	DCT	PLKO	KTEXT	Description	S/4HANA	PLKO	KTEXT	Description	Direct Mapping
8	DCT	PLKO	IWERK	Planning Plant	S/4HANA	PLKO	IWERK	Planning Plant	Direct Mapping
9	DCT	PLKO	ARBPL	Work Centre	S/4HANA	PLKO	ARBPL	Work Centre	Direct Mapping
10	DCT	PLKO	WERKS	Plant	S/4HANA	PLKO	WERKS	Plant	Direct Mapping
11	-	-	-	-	S/4HANA	PLKO	VERWE	Task List Usage	Default to "004"
12	DCT	PLKO	VAGRP	Planner Group	S/4HANA	PLKO	VAGRP	Planner Group	Direct Mapping
13	-	-	-	-	S/4HANA	PLKO	STATU	Overall Status	Default to "4"
14	DCT	PLKO	ANLZU	System Condition	S/4HANA	PLKO	ANLZU	System Condition	Direct Mapping
15	DCT	PLKO	STRAT	Maintenance Strategy	S/4HANA	PLKO	STRAT	Maintenance Strategy	Direct Mapping
16	DCT	PLKO	ISTRU	Assembly	S/4HANA	PLKO	ISTRU	Assembly	Value Mapping: Assembly and Construction Type

3.Task List Header Long Text Header Transformation Rule (ECC)

Rule #	Source system	Source Table	Source Field	Source Description	Target System	Target Table	Target Field	Target Description	Transformation Logic
1	-	-	-	-	S/4HANA	STXL	TDOBJECT	Texts: application object	Default to "ROUTING"
2	-	-	-	-	S/4HANA	STXL	TDNAME	Name	Default to Client Number + Task List Type + Key for Task List Group + Group Counter + Counter Where: Character 1-3: Client Number (eg.: 100) Character 4: Task List Type (eg.: A) Character 5-12: Key for Task List Group (eg.: 00000001, 00000002) Character 13-14: Group Counter (eg.: 01, 02) Character 15-22: Counter (eg.: 00000001, 00000002) Example: "100A000000010100000001", "100A000000010200000002"
3	-	-	-	-	S/4HANA	STXL	TDID	Text ID	Default to 'PLKO'
4	PF2, WP2	STXL	SPRAS	Language Key	S/4HANA	STXL	SPRAS	Language Key	Direct Mapping

Note: Only the records marked as Cleansed in Inclusion-TL Header Long Text will be migrated

4.Task List Header Long Text Header Transformation Rule (DCT)

Rule #	Source system	Source Table	Source Field	Source Description	Target System	Target Table	Target Field	Target Description	Transformation Logic
1	-	-	-	-	S/4HANA	STXH	TDOBJECT	Texts: application object	Default to 'ROUTING'
2	-	-	-	-	S/4HANA	STXH	TDNAME	Name	Default to Client Number + Task List Type + Key for Task List Group + Group Counter + Counter Where: Character 1-3: Client Number (eg.: 100) Character 4: Task List Type (eg.: A) Character 5-12: Key for Task List Group (eg.: 00000001, 00000002) Character 13-14: Group Counter (eg.: 01, 02) Character 15-22: Counter (eg.: 00000001, 00000002) Example: "100A000000010100000001", "100A000000010200000002"
3	-	-	-	-	S/4HANA	STXH	TDID	Text ID	Default to 'PLKO'
4	DCT	STXL	SPRAS	Language Key	S/4HANA	STXH	SPRAS	Language Key	Direct Mapping

5.Task List Header Long Text Line Transformation Rule (ECC)

Rule #	Source system	Source Table	Source Field	Source Description	Target System	Target Table	Target Field	Target Description	Transformation Logic
1	-	-	-	-	S/4HANA	STXL	TDOBJECT	Texts: application object	Default to "ROUTING"
2	-	-	-	-	S/4HANA	STXL	TDNAME	Name	Default to Client Number + Task List Type + Key for Task List Group + Group Counter + Counter Where: Character 1-3: Client Number (eg.: 100) Character 4: Task List Type (eg.: A) Character 5-12: Key for Task List Group (eg.: 00000001, 00000002) Character 13-14: Group Counter (eg.: 01, 02) Character 15-22: Counter (eg.: 00000001, 00000002) Example: "100A000000010100000001", "100A000000010200000002"
3	-	-	-	-	S/4HANA	STXL	TDID	Text ID	Default to 'PLKO'

4	PF2, WP2	STXL	SPRAS	Language Key	S/4HANA	STXL	SPRAS	Language Key	Direct Mapping
5	-	-	-	-	S/4HANA	STXL	CLUSTD_TAG	Tag column	Default to ""
6	PF2, WP2	STXL	ROWCOUNT	Row number	S/4HANA	STXL	ROWCOUNT	Row number	Direct Mapping
7	PF2, WP2	STXL	TXLINE	Text Line	S/4HANA	STXL	TXLINE	Text Line	Direct Mapping

Note: Only the records marked as Cleansed in Inclusion-TL Header Long Text will be migrated

6.Task List Header Long Text Line Transformation Rule (DCT)

Rule #	Source system	Source Table	Source Field	Source Description	Target System	Target Table	Target Field	Target Description	Transformation Logic
1	-	-	-	-	S/4HANA	STXL	TDOBJECT	Texts: application object	Default to 'ROUTING'
2	-	-	-	-	S/4HANA	STXL	TDNAME	Name	Default to Client Number + Task List Type + Key for Task List Group + Group Counter + Counter Where: Character 1-3: Client Number (eg.: 100) Character 4: Task List Type (eg.: A) Character 5-12: Key for Task List Group (eg.: 00000001, 00000002) Character 13-14: Group Counter (eg.: 01, 02) Character 15-22: Counter (eg.: 00000001, 00000002) Example: "100A000000010100000001", "100A000000010200000002"
3	-	-	-	-	S/4HANA	STXL	TDID	Text ID	Default to 'PLKO'
4	DCT	STXL	SPRAS	Language Key	S/4HANA	STXL	SPRAS	Language Key	Direct Mapping
5	-	-	-	-	S/4HANA	STXL	CLUSTD_TAG	Tag column	Default to ""
6	DCT	STXL	ROWCOUNT	Row number	S/4HANA	STXL	ROWCOUNT	Row number	Direct Mapping
7	DCT	STXL	TXLINE	Text Line	S/4HANA	STXL	TXLINE	Text Line	Direct Mapping

7.Task List Operation Transformation Rule (ECC)

Rule #	Source system	Source Table	Source Field	Source Description	Target System	Target Table	Target Field	Target Description	Transformation Logic
1	PF2, WP2	PLPO	PLNTY	Task List Type	S/4HANA	PLPO	PLNTY	Task List Type	Default to "A"
2	PF2, WP2	PLPO	PLNNR	Key for Task List Group	S/4HANA	PLPO	PLNNR	Key for Task List Group	System (Internal numbering)
3	PF2, WP2	PLKO	PLNAL	Group Counter	S/4HANA	PLKO	PLNAL	Group Counter	Generate sequence number starting at 01 for each Key for Task List Group
4	PF2, WP2	PLPO	VORNR	Activity Number	S/4HANA	PLPO	VORNR	Activity Number	System (Internal numbering)
5	PF2, WP2	PLPO	PLNKN	Number of the task list node	S/4HANA	PLPO	PLNKN	Number of the task list node	System (Internal numbering)
6	PF2, WP2	PLPO	ZAEHL	Internal counter	S/4HANA	PLPO	ZAEHL	Internal counter	System (Internal numbering)
7	PF2, WP2	CRHD	ARBPL	Work Centre	S/4HANA	CRHD	ARBPL	Work Centre	Value Mapping: Work Centre
8	PF2, WP2	PLKO	WERKS	Plant	S/4HANA	PLPO	WERKS	Plant	Value Mapping: Plant (Maintenance Plant = Yes)
9	-	-	-	-	S/4HANA	PLPO	STEUS	Control Key	Derive from CRHD-STEUS based on the associated Work Centre
10	PF2, WP2	PLPO	LTXA1	Operation Description	S/4HANA	PLPO	LTXA1	Operation Description	Direct Mapping
11	PF2, WP2	PLPO	ARBEI	Work Involved in the Activity	S/4HANA	PLPO	ARBEIT	Work Involved in the Activity	Direct Mapping
12	-	-	-	-	S/4HANA	PLPO	ARBEH	Unit for Work	Default to "H"
13	PF2, WP2	PLPO	ANZZL	Number of Capacities Required	S/4HANA	PLPO	ANZZL	Number of Capacities Required	Direct Mapping
14	-	-	-	-	S/4HANA	PLPO	INDET	Key for calculation	Default to "1"
15	-	-	-	-	S/4HANA	PLPO	PRZNT	Work Percentage	Default to "100"
16	PF2, WP2	PLPO	VERTL	Distribution function for capacity requirements	S/4HANA	PLPO	VERTL	Distribution function for capacity requirements	Direct Mapping

17	PF2, WP2	PLPO	AUFKT	Execution Factor	S/4HANA	PLPO	AUFKT	Execution Factor	Direct Mapping. Default 1 if blank
18	PF2, WP2	PLPO	ANLZU	System Condition	S/4HANA	PLPO	ANLZU	System Condition	Value Mapping: System Condition
19	-	-	-	-	S/4HANA	PLPO	EXECUTI ON_STAGE	PRE MAIN POST	Default to "MAIN"
20	PF2, WP2	PLPO	BMVRG	Order Quantity	S/4HANA	PLPO	BMVRG	Order Quantity	Direct Mapping
21	PF2, WP2	PLPO	BMEIH	Order Quantity Unit	S/4HANA	PLPO	BMEIH	Order Quantity Unit	Direct Mapping
22	PF2, WP2	PLPO	PLIFZ	Planned Delivery Time in Days	S/4HANA	PLPO	PLIFZ	Planned Delivery Time in Days	Direct Mapping
23	PF2, WP2	PLPO	FRDLB	Indicator: External Processing Operation with Subcontracting	S/4HANA	PLPO	FRDLB	Indicator: External Processing Operation with Subcontracting	Direct Mapping
24	PF2, WP2	PLPO	SAKTO	Cost Element	S/4HANA	PLPO	SAKTO	Cost Element	Value Mapping: GL Account Mapping for Cost Element
25	PF2, WP2	PLPO	MATKL	Material Group	S/4HANA	PLPO	MATKL	Material Group	Value Mapping: Material Group
26	PF2, WP2	PLPO	EKGRP	Purchasing Group	S/4HANA	PLPO	EKGRP	Purchasing Group	Value Mapping: Purchasing Group
27	PF2, WP2	PLPO	LIFNR	Vendor	S/4HANA	PLPO	LIFNR	Vendor	Value Mapping: Vendor Number
28	PF2, WP2	PLPO	EKORG	Purchasing Organization	S/4HANA	PLPO	EKORG	Purchasing Organization	Value Mapping: Purchasing Organization

8.Task List Operation Transformation Rule (DCT)

Rule #	Source system	Source Table	Source Field	Source Description	Target System	Target Table	Target Field	Target Description	Transformation Logic
1	-	-	-	-	S/4HANA	PLPO	PLNTY	Task List Type	Default to "A"
2	DCT	PLPO	zLegacyPL NNR	Legacy Key for Task List Group	S/4HANA	PLPO	PLNNR	Key for Task List Group	System (Internal numbering)
3	DCT	PLPO	zLegacyPL NAL	Legacy Group Counter	S/4HANA	PLKO	PLNAL	Group Counter	Generate sequence number starting at 01 for each Key for Task List Group
4	DCT	PLPO	zLegacyVO RNR	Legacy Activity Number	S/4HANA	PLPO	VORNR	Activity Number	System (Internal numbering)
5	DCT	PLPO	ARBPL	Work Centre	S/4HANA	CRHD	ARBPL	Work Centre	Direct Mapping
6	DCT	PLPO	WERKS	Plant	S/4HANA	PLPO	WERKS	Plant	Direct Mapping
7	-	-	-	-	S/4HANA	PLPO	STEUS	Control Key	Derive from CRHD-STEUS based on the associated Work Centre
8	DCT	PLPO	LTXA1	Operation Description	S/4HANA	PLPO	LTXA1	Operation Description	Direct Mapping
9	DCT	PLPO	ARBEI	Work Involved in the Activity	S/4HANA	PLPO	ARBEIT	Work Involved in the Activity	Direct Mapping
10	-	-	-	-	S/4HANA	PLPO	ARBEH	Unit for Work	Default to "H"
11	DCT	PLPO	ANZZL	Number of Capacities Required	S/4HANA	PLPO	ANZZL	Number of Capacities Required	Direct Mapping
12	-	-	-	-	S/4HANA	PLPO	INDET	Key for calculation	Default to "1"
13	-	-	-	-	S/4HANA	PLPO	PRZNT	Work Percentage	Default to "100"
14	DCT	PLPO	VERTL	Distribution function for capacity requirements	S/4HANA	PLPO	VERTL	Distribution function for capacity requirements	Direct Mapping
15	DCT	PLPO	AUFKT	Execution Factor	S/4HANA	PLPO	AUFKT	Execution Factor	Direct Mapping. Default 1 if blank
16	DCT	PLPO	ANLZU	System Condition	S/4HANA	PLPO	ANLZU	System Condition	Direct Mapping
17	-	-	-	-	S/4HANA	PLPO	EXECUTI ON_STAGE	PRE MAIN POST	If not blank then direct Mapping. If blank then default to "MAIN"
18	DCT	PLPO	BMVRG	Order Quantity	S/4HANA	PLPO	BMVRG	Order Quantity	Direct Mapping
19	DCT	PLPO	BMEIH	Order Quantity Unit	S/4HANA	PLPO	BMEIH	Order Quantity Unit	Direct Mapping
20	DCT	PLPO	PLIFZ	Planned Delivery Time in Days	S/4HANA	PLPO	PLIFZ	Planned Delivery Time in Days	Direct Mapping
21	DCT	PLPO	FRDLB	Indicator: External Processing Operation with Subcontracting	S/4HANA	PLPO	FRDLB	Indicator: External Processing Operation with Subcontracting	Direct Mapping
22	DCT	PLPO	SAKTO	Cost Element	S/4HANA	PLPO	SAKTO	Cost Element	Direct Mapping
23	DCT	PLPO	MATKL	Material Group	S/4HANA	PLPO	MATKL	Material Group	Direct Mapping

24	DCT	PLPO	EKGRP	Purchasing Group	S/4HANA	PLPO	EKGRP	Purchasing Group	Direct Mapping
25	DCT	PLPO	LIFNR	Vendor	S/4HANA	PLPO	LIFNR	Vendor	Value Mapping: Vendor Number
26	DCT	PLPO	EKORG	Purchasing Organization	S/4HANA	PLPO	EKORG	Purchasing Organization	Direct Mapping

9.Task List Operation Transformation Rule (ECC) - Outline Agreement Update

Rule #	Source system	Source Table	Source Field	Source Description	Target System	Target Table	Target Field	Target Description	Transformation Logic
1	PF2, WP2	PLPO	PLNTY	Task List Type	S/4HANA	PLPO	PLNTY	Task List Type	Value Mapping: Task List Operation
2	PF2, WP2	PLPO	PLNNR	Key for Task List Group	S/4HANA	PLPO	PLNNR	Key for Task List Group	Value Mapping: Task List Operation
3	PF2, WP2	PLKO	PLNAL	Group Counter	S/4HANA	PLKO	PLNAL	Group Counter	Value Mapping: Task List Header
4	PF2, WP2	PLPO	VORNR	Activity Number	S/4HANA	PLPO	VORNR	Activity Number	Value Mapping: Task List Operation
5	PF2, WP2	PLPO	ZAEHL	Counter	S/4HANA	PLPO	ZAEHL	Counter	Value Mapping: Task List Operation
6	PF2, WP2	PLPO	EBELN	Outline Agreement	S/4HANA	PLPO	EBELN	Outline Agreement	Value Mapping: Purchase Contracts
7	PF2, WP2	PLPO	EBELP	Purchasing Agreement Item	S/4HANA	PLPO	EBELP	Purchasing Agreement Item	Value Mapping: Purchase Contracts

10.Task List Operation Transformation Rule (DCT) - Outline Agreement Update

Rule #	Source system	Source Table	Source Field	Source Description	Target System	Target Table	Target Field	Target Description	Transformation Logic
1	DCT	PLPO	zLegacyPLNTY	Legacy Task List Type	S/4HANA	PLPO	PLNTY	Task List Type	Value Mapping: Task List Operation
2	DCT	PLPO	zLegacyPLNNR	Legacy Key for Task List Group	S/4HANA	PLPO	PLNNR	Key for Task List Group	Value Mapping: Task List Operation
3	DCT	PLPO	zLegacyPLNAL	Legacy Group Counter	S/4HANA	PLPO	VORNR	Activity Number	Value Mapping: Task List Header
4	DCT	PLPO	zLegacyVORNR	Legacy Activity Number	S/4HANA	PLPO	ZAEHL	Counter	Value Mapping: Task List Operation
5	DCT	PLPO	zLegacyEBELN	Legacy Outline Agreement	S/4HANA	PLPO	EBELN	Outline Agreement	Value Mapping: Purchase Contracts
6	DCT	PLPO	zLegacyEBELP	Legacy Purchasing Agreement Item	S/4HANA	PLPO	EBELP	Purchasing Agreement Item	Value Mapping: Purchase Contracts

11.Task List Operation Long Text Header Transformation Rule (ECC)

Rule #	Source system	Source Table	Source Field	Source Description	Target System	Target Table	Target Field	Target Description	Transformation Logic
1	-	-	-	-	S/4HANA	STXH	TDOBJECT	Texts: application object	Default to "ROUTING"
2	PF2, WP2	STXH	TDOBNAME	Name	S/4HANA	STXH	TDNAME	Name	Default to Client Number + PLNNR + PLNKN + ZAEHL Where: Character 1-3: Client Number (eg.: 100) Character 4: Task List Type (eg.: "A") Character 5-12: Key for Task List Group (eg.: 00000001, 00000002) Character 13-20: Number of the Task List Node (eg.: 00000001, 00000002) Character 21-28: Internal counter (eg.: 00000001, 00000002) Example: "100A000000010000000100000001", "100A000000010000000200000002"
3	PF2, WP2	STXH	TDID	Text ID	S/4HANA	STXH	TDID	Text ID	Default to "PLPO"
4	PF2, WP2	STXH	SPRAS	Language Key	S/4HANA	STXH	SPRAS	Language Key	Direct Mapping

Note: Only the records marked as Cleansed in Inclusion-TL Operation Long Text will be migrated

12.Task List Operation Long Text Header Transformation Rule (DCT)

Rule #	Source system	Source Table	Source Field	Source Description	Target System	Target Table	Target Field	Target Description	Transformation Logic
1	-	-	-	-	S/4HANA	STXH	TDOBJECT	Texts: application object	Default to "ROUTING"
2	DCT	STXH	TDOBNAM	Name	S/4HANA	STXH	TDNAME	Name	Default to Client Number + PLNNR + PLNKN + ZAEHL Where: Character 1-3: Client Number (eg.: 100) Character 4: Task List Type (eg.: "A") Character 5-12: Key for Task List Group (eg.: 00000001, 00000002) Character 13-20: Number of the Task List Node (eg.: 00000001, 00000002) Character 21-28: Internal counter (eg.: 00000001, 00000002) Example: "100A000000010000000100000001" , "100A000000010000000200000002"
3	DCT	STXH	TDID	Text ID	S/4HANA	STXH	TDID	Text ID	Default to "PLPO"
4	DCT	STXH	SPRAS	Language Key	S/4HANA	STXH	SPRAS	Language Key	Direct Mapping

13.Task List Operation Long Text Line Transformation Rule (ECC)

Rule #	Source system	Source Table	Source Field	Source Description	Target System	Target Table	Target Field	Target Description	Transformation Logic
1	-	-	-	-	S/4HANA	STXL	TDOBJECT	Texts: application object	Default to "ROUTING"
2	-	-	-	-	S/4HANA	STXL	TDOBNAM	Name	Default to Client Number + PLNNR + PLNKN + ZAEHL Where: Character 1-3: Client Number (eg.: 100) Character 4: Task List Type (eg.: "A") Character 5-12: Key for Task List Group (eg.: 00000001, 00000002) Character 13-20: Number of the Task List Node (eg.: 00000001, 00000002) Character 21-28: Internal counter (eg.: 00000001, 00000002) Example: "100A000000010000000100000001" , "100A000000010000000200000002"
3	-	-	-	-	S/4HANA	STXL	TDID	Text ID	Default to "PLPO"
4	PF2, WP2	STXL	SPRAS	Language Key	S/4HANA	STXL	SPRAS	Language Key	Direct Mapping
5	-	-	-	-	S/4HANA	STXL	CLUSTD_ TAG	Tag column	Default to ""
6	PF2, WP2	STXL	ROWCOU NT	Row number	S/4HANA	STXL	ROWCOU NT	Row number	Direct Mapping
7	PF2, WP2	STXL	TXLINE	Text Line	S/4HANA	STXL	TXLINE	Text Line	Direct Mapping

Note: Only the records marked as Cleansed in Inclusion-TL Operation Long Text will be migrated

14.Task List Operation Long Text Line Transformation Rule (DCT)

Rule #	Source system	Source Table	Source Field	Source Description	Target System	Target Table	Target Field	Target Description	Transformation Logic
1	-	-	-	-	S/4HANA	STXL	TDOBJECT	Texts: application object	Default to "ROUTING"

2	-	-	-	-	S/4HANA	STXL	TDOBNAM	Name	Default to Client Number + PLNNR + PLNKN + ZAEHL Where: Character 1-3: Client Number (eg.: 100) Character 4: Task List Type (eg.: "A") Character 5-12: Key for Task List Group (eg.: 00000001, 00000002) Character 13-20: Number of the Task List Node (eg.: 00000001, 00000002) Character 21-28: Internal counter (eg.: 00000001, 00000002) Example: 100A000000010000000100000001, 100A000000010000000200000002
3	-	-	-	-	S/4HANA	STXL	TDID	Text ID	Default to "PLPO"
4	DCT	STXL	SPRAS	Language Key	S/4HANA	STXL	SPRAS	Language Key	Direct Mapping
5	-	-	-	-	S/4HANA	STXL	CLUSTD_ TAG	Tag column	Default to ""
6	DCT	STXL	ROWCOUN T	Row number	S/4HANA	STXL	ROWCOUN T	Row number	Direct Mapping
7	DCT	STXL	TXLINE	Text Line	S/4HANA	STXL	TXLINE	Text Line	Direct Mapping

15.Task List Operation Lean Service Transformation Rule (ECC)

Rule #	Source system	Source Table	Source Field	Source Description	Target System	Target Table	Target Field	Target Description	Transformation Logic
1	-	-	-	-	S/4HANA	PLMZ	PLNTY	Task List Type	Default to "A"
2	PF2, WP2	PLMZ	PLNNR	Key for Task List Group	S/4HANA	PLMZ	PLNNR	Key for Task List Group	System (Internal numbering)
3	PF2, WP2	PLPO	VORNR	Activity Number	S/4HANA	PLPO	VORNR	Activity Number	System (Internal numbering)
4	PF2, WP2	PLMZ	PLNAL	Group Counter	S/4HANA	PLMZ	PLNAL	Group Counter	Generate sequence number starting at 01 for each Key for Task List Group
5	DCT	STPO	IDNRK	Service Product Number	S/4HANA	STPO	IDNRK	Service Product Number	Value Mapping: Material Master.
6	-	-	-	-	S/4HANA	PLMZ	IMENG	Component Quantity	Default to "1"
7	DCT	PLMZ	SERVICEDURATION	Service Duration	S/4HANA	PLMZ	SERVICEDURATION	Service Duration	Direct Mapping Overwrite with DCT if provided (as part of enrichment)
8	DCT	PLMZ	SERVICEDURATIONUNIT	Service Duration Unit	S/4HANA	PLMZ	SERVICEDURATIONUNIT	Service Duration Unit	Direct Mapping Overwrite with DCT if provided (as part of enrichment)

Note:

Lean service is mandatory when:

1. Task List Operation is external service (PLPO-STEUS=T430-STEUS, T430-LIEF is not blank and T430-SERVICE is not blank)
2. Service Package with the following condition exists: PLPO-PACKNO=ESLL-PACKNO and ESLL-PACKAGE is not blank, get ESLL-SUB_PACKNO. Extract all data ESLL-SUB_PACKNO=ESLL-PACKNO

16.Task List Operation Lean Service Transformation Rule (DCT)

Rule #	Source system	Source Table	Source Field	Source Description	Target System	Target Table	Target Field	Target Description	Transformation Logic
1	-	-	-	-	S/4HANA	PLMZ	PLNTY	Task List Type	Default to "A"
2	DCT	-	zLegacyPLNNR	Legacy Task List Group	S/4HANA	PLMZ	PLNNR	Key for Task List Group	System (Internal numbering)
3	DCT	-	zLegacyVORNR	Legacy Activity Number	S/4HANA	PLPO	VORNR	Activity Number	System (Internal numbering)
4	DCT	-	zLegacyPLNAL	Legacy Group Counter	S/4HANA	PLMZ	PLNAL	Group Counter	Generate sequence number starting at 01 for each Key for Task List Group
5	DCT	-	zLegacyIDNRK	Legacy Service Product Number	S/4HANA	STPO	IDNRK	Service Product Number	Value Mapping: Material Master.

6	-	-	-	-	S/4HANA	PLMZ	IMENG	Component Quantity	Default to "1"
7	DCT	-	SERVICEDURATION	Service Duration	S/4HANA	PLMZ	SERVICEDURATION	Service Duration	Direct Mapping
8	DCT	-	SERVICEDURATIONUNIT	Service Duration Unit	S/4HANA	PLMZ	SERVICEDURATIONUNIT	Service Duration Unit	Direct Mapping

17.Task List Component Transformation Rule (ECC)

Rule #	Source system	Source Table	Source Field	Source Description	Target System	Target Table	Target Field	Target Description	Transformation Logic
1	-	-	-	-	S/4HANA	PLMZ	PLNTY	Task List Type	Default to "A"
2	PF2, WP2	PLMZ	PLNNR	Key for Task List Group	S/4HANA	PLMZ	PLNNR	Key for Task List Group	System (Internal numbering)
3	PF2, WP2	PLMZ	PLNAL	Group Counter	S/4HANA	PLMZ	PLNAL	Group Counter	Generate sequence number starting at 01 for each Key for Task List Group
4	PF2, WP2	PLPO	VORNR	Activity Number	S/4HANA	PLPO	VORNR	Activity Number	System (Internal numbering)
5	PF2, WP2	STPO	IDNRK	Material Number	S/4HANA	STPO	IDNRK	Material Number	Value Mapping: Material Master.
6	PF2, WP2	PLMZ	IMENG	Component Quantity	S/4HANA	PLMZ	IMENG	Component Quantity	Direct Mapping.
7	PF2, WP2	PLMZ	IMEIN	Component Unit of Measure	S/4HANA	PLMZ	IMEIN	Component Unit of Measure	Value Mapping: Unit of Measure.
8	PF2, WP2	PLMZ	RGEKZ	Indicator: Backflush	S/4HANA	PLMZ	RGEKZ	Indicator: Backflush	Direct Mapping
9	PF2, WP2	PLMZ	DISP	Relevancy to Materials Planning/Generation of Purchase Req.	S/4HANA	PLMZ	DISP	Relevancy to Materials Planning/Generation of Purchase Req.	Direct Mapping
10	PF2, WP2	PLMZ	WERK_STL	Plant	S/4HANA	PLMZ	WERK_STL	Plant	Value Mapping: Plant Mapping
11	PF2, WP2	PLMZ	LGORT	Storage Location	S/4HANA	PLMZ	LGORT	Storage Location	If field Item Category = "N" then: 1. Value Mapping: Storage Location. 2. If blank, derive MARC-LGPRO

18.Task List Component Transformation Rule (DCT)

Rule #	Source system	Source Table	Source Field	Source Description	Target System	Target Table	Target Field	Target Description	Transformation Logic
1	-	-	-	-	S/4HANA	PLMZ	PLNTY	Task List Type	Default to "A"
2	DCT	PLMZ	zLegacyPLNNR	Legacy Task List Group	S/4HANA	PLMZ	PLNNR	Key for Task List Group	System (Internal numbering)
3	DCT	PLMZ	zLegacyPLNAL	Legacy Group Counter	S/4HANA	PLMZ	PLNAL	Group Counter	Generate sequence number starting at 01 for each Key for Task List Group
4	DCT	PLMZ	zLegacyVORNR	Legacy Activity Number	S/4HANA	PLPO	VORNR	Activity Number	System (Internal numbering)
5	DCT	PLMZ	zLegacyIDNRK	Legacy Material Number	S/4HANA	STPO	IDNRK	Material Number	Value Mapping: Material Master.
6	DCT	PLMZ	IMENG	Component Quantity	S/4HANA	PLMZ	IMENG	Component Quantity	Direct Mapping.
7	DCT	PLMZ	IMEIN	Component Unit of Measure	S/4HANA	PLMZ	IMEIN	Component Unit of Measure	Derive from MARA-MEINS where IDNRK=MARA-MATNR
8	DCT	PLMZ	RGEKZ	Indicator: Backflush	S/4HANA	PLMZ	RGEKZ	Indicator: Backflush	Direct Mapping
9	DCT	PLMZ	DISP	Relevancy to Materials Planning/Generation of Purchase Req.	S/4HANA	PLMZ	DISP	Relevancy to Materials Planning/Generation of Purchase Req.	Direct Mapping
10	DCT	PLMZ	WERK_STL	Plant	S/4HANA	PLMZ	WERK_STL	Plant	Direct Mapping
11	-	-	-	-	S/4HANA	PLMZ	LGORT	Storage Location	If field Item Category = "N" derive MARC-LGPRO, otherwise leave blank.

19.Task List Package Transformation Rule (ECC)

Rule #	Source system	Source Table	Source Field	Source Description	Target System	Target Table	Target Field	Target Description	Transformation Logic
1	-	-	-	-	S/4HANA	PLWP	PLNTY	Task List Type	Default to "A"
2	PF2, WP2	PLWP	PLNNR	Key for Task List Group	S/4HANA	PLWP	PLNNR	Key for Task List Group	System (Internal numbering)
3	PF2, WP2	PLWP	PLNAL	Group Counter	S/4HANA	PLWP	PLNAL	Group Counter	Generate sequence number starting at 01 for each Key for Task List Group

4	PF2, WP2	PLPO	VORNR	Activity Number	S/4HANA	PLPO	VORNR	Activity Number	System (Internal numbering)
5	PF2, WP2	PLWP	STRAT	Maintenance Strategy	S/4HANA	PLWP	STRAT	Maintenance Strategy	Value Mapping: Maintenance Strategy
6	PF2, WP2	PLWP	PAKET	Maintenance Package Number	S/4HANA	PLWP	PAKET	Maintenance Package Number	Value Mapping: Maintenance Package

20.Task List Package Transformation Rule (DCT)

Rule #	Source system	Source Table	Source Field	Source Description	Target System	Target Table	Target Field	Target Description	Transformation Logic
1	-	-	-	-	S/4HANA	PLWP	PLNTY	Task List Type	Default to "A"
2	DCT	PLWP	zLegacyPLNRR	Legacy Task List Group	S/4HANA	PLWP	PLNNR	Key for Task List Group	System (Internal numbering)
3	DCT	PLWP	zLegacyPLNAL	Legacy Group Counter	S/4HANA	PLWP	PLNAL	Group Counter	Generate sequence number starting at 01 for each Key for Task List Group
4	DCT	PLWP	zLegacyVORNR	Legacy Activity Number	S/4HANA	PLPO	VORNR	Activity Number	System (Internal numbering)
5	DCT	PLKO	STRAT	Maintenance Strategy	S/4HANA	PLWP	STRAT	Maintenance Strategy	Direct Mapping
6	DCT	PLWP	PAKET	Maintenance Package Number	S/4HANA	PLWP	PAKET	Maintenance Package Number	Direct Mapping

21.Task List (Characteristics Values Header)

a. Asset Specific Equipment/Asset Specific Task List - Characteristics Values Header (ECC)

Rule #	Source system	Source Table	Source Field	Source Description	Target System	Target Table	Target Field	Target Description	Transformation Logic
1	-	-	-	-	S/4HANA	KLAH	KLART	Class Type	Default to "018"
2	-	-	-	-	S/4HANA	INOBO	OBTAB	Name of Database Table for Object	Default to "PLKO"
3	-	-	-	-	S/4HANA	KLAH	CLASS	Class	Default to "EAM_9999"
4	-	-	-	-	S/4HANA	INOBO	OBJEK	Key of Object	Default to PLNTY + PLNNR + PLNAL
5	-	-	-	-	S/4HANA	KLAH	STATU	Class Status	Default to "1"

22.Task List (Characteristics Values Allocation)

a. Asset Specific Equipment - Characteristics Values Allocation (DCT)

Rule #	Source system	Source Table	Source Field	Source Description	Target System	Target Table	Target Field	Target Description	Transformation Logic
1	-	-	-	-	S/4HANA	KLAH	KLART	Class Type	Default to "018"
2	-	-	-	-	S/4HANA	INOBO	OBTAB	Name of Database Table for Object	Default to "PLKO"
3	-	-	-	-	S/4HANA	KLAH	CLASS	Class	Default to "EAM_9999"
4	-	-	-	-	S/4HANA	INOBO	OBJEK	Key of Object	Default to PLNTY + PLNNR + PLNAL
5	-	-	-	-	S/4HANA	CABN	ATNAM	Characteristic Name	Value Mapping: Characteristic A2D where ATNAM = "A_ASSET_SPEC_EQ"
6	Asset Specific Task List Characteristic DCT	-	ATWRT	Characteristic Value	S/4HANA	AUSP	ATWRT	Characteristic Value	Value Mapping: Equipment
7	-	-	-	-	S/4HANA	KSML	POSNR	Item Number	Direct Mapping

b. Asset Specific Equipment - Characteristics Values Allocation (ECC)

Rule #	Source system	Source Table	Source Field	Source Description	Target System	Target Table	Target Field	Target Description	Transformation Logic
1	-	-	-	-	S/4HANA	KLAH	KLART	Class Type	Default to "018"
2	-	-	-	-	S/4HANA	INOBO	OBTAB	Name of Database Table for Object	Default to "PLKO"
3	-	-	-	-	S/4HANA	KLAH	CLASS	Class	Default to "EAM_9999"
4	-	-	-	-	S/4HANA	INOBO	OBJEK	Key of Object	Default to PLNTY + PLNNR + PLNAL
5	-	-	-	-	S/4HANA	CABN	ATNAM	Characteristic Name	Value Mapping: Characteristic A2D where ATNAM = "A_ASSET_SPEC_EQ"

6	PF2, WP2	TAPL	TPLNR	Functional Location	S/4HANA	AUSP	ATWRT	Characteristic Value	If PLNTY = 'T' then Value Mapping: Equipment where New Equipment is not blank <i>*Note: this field have 2 different source fields</i>
7	PF2, WP2	EAPL	EQUNR	Equipment Number	S/4HANA	AUSP	ATWRT	Characteristic Value	If PLNTY = 'E' then Value Mapping: Equipment <i>*Note: this field have 2 different source fields</i>
8	-	-	-	-	S/4HANA	KSML	POSNR	Item Number	Default to "001"

Note: These rules apply only when PLKO-EQUNR is not blank

c. Asset Specific Functional Location - Characteristics Values Allocation (DCT)

Rule #	Source system	Source Table	Source Field	Source Description	Target System	Target Table	Target Field	Target Description	Transformation Logic
1	-	-	-	-	S/4HANA	KLAH	KLART	Class Type	Default to "018"
2	-	-	-	-	S/4HANA	INOBO	OBTAB	Name of Database Table for Object	Default to "PLKO"
3	-	-	-	-	S/4HANA	KLAH	CLASS	Class	Default to "EAM_9999"
4	-	-	-	-	S/4HANA	INOBO	OBJEK	Key of Object	Default to PLNTY + PLNNR + PLNAL
5	-	-	-	-	S/4HANA	CABN	ATNAM	Characteristic Name	Value Mapping: Characteristic A2D where ATNAM = "A_ASSET_SPEC_FL"
6	Asset Specific Task List Characteristic DCT	-	ATWRT	Characteristic Value	S/4HANA	AUSP	ATWRT	Characteristic Value	Direct Mapping
7	-	-	-	-	S/4HANA	KSML	POSNR	Item Number	Direct Mapping

d. Asset Specific Functional Location - Characteristics Values Allocation (ECC)

Rule #	Source system	Source Table	Source Field	Source Description	Target System	Target Table	Target Field	Target Description	Transformation Logic
1	-	-	-	-	S/4HANA	KLAH	KLART	Class Type	Default to "018"
2	-	-	-	-	S/4HANA	INOBO	OBTAB	Name of Database Table for Object	Default to "PLKO"
3	-	-	-	-	S/4HANA	KLAH	CLASS	Class	Default to "EAM_9999"
4	-	-	-	-	S/4HANA	INOBO	OBJEK	Key of Object	Default to PLNTY + PLNNR + PLNAL
5	-	-	-	-	S/4HANA	CABN	ATNAM	Characteristic Name	Value Mapping: Characteristic A2D where ATNAM = "A_ASSET_SPEC_FL"
6	PF2, WP2	TAPL	TPLNR	Functional Location	S/4HANA	AUSP	ATWRT	Characteristic Value	If PLNTY = 'T' then Value Mapping: Functional Location where New Functional Location is not blank
7	-	-	-	-	S/4HANA	KSML	POSNR	Item Number	Default to "001"

Note: These rules apply only when PLKO-TPLNR is not blank

e. Old Task List No. - Characteristics Values Allocation (ECC)

Rule #	Source system	Source Table	Source Field	Source Description	Target System	Target Table	Target Field	Target Description	Transformation Logic
1	-	-	-	-	S/4HANA	KLAH	KLART	Class Type	Default to "018"
2	-	-	-	-	S/4HANA	INOBO	OBTAB	Name of Database Table for Object	Default to "PLKO"
3	-	-	-	-	S/4HANA	KLAH	CLASS	Class	Default to "EAM_9999"
4	-	-	-	-	S/4HANA	INOBO	OBJEK	Key of Object	Default to PLNTY + PLNNR + PLNAL
5	PF2, WP2	CABN	ATNAM	Characteristic Name	S/4HANA	CABN	ATNAM	Characteristic Name	Value Mapping: Characteristic A2D where ATNAM = "A_OLD_TASK_LIST_NO"
6	PF2, WP2	AUSP	ATWRT	Characteristic Value	S/4HANA	AUSP	ATWRT	Characteristic Value	Default to Legacy PLNTY + " " + Legacy PLNNR + " " + Legacy PLNAL
7	-	-	-	-	S/4HANA	KSML	POSNR	Item Number	Default to "001"

f. Regulatory - Characteristics Values Allocation (ECC and DCT)

Rule #	Source system	Source Table	Source Field	Source Description	Target System	Target Table	Target Field	Target Description	Transformation Logic
1	-	-	-	-	S/4HANA	KLAH	KLART	Class Type	Default to "018"
2	-	-	-	-	S/4HANA	INOBO	OBTAB	Name of Database Table for Object	Default to "PLKO"
3	-	-	-	-	S/4HANA	KLAH	CLASS	Class	Default to "EAM_9999"

4	-	-	-	-	S/4HANA	INOB	OBJEK	Key of Object	Default to PLNTY + PLNNR + PLNAL
5	DCT	-	ATNAM	Characteristic Name	S/4HANA	CABN	ATNAM	Characteristic Name	Value Mapping: Characteristic A2D where ATNAM = "A_REGULATORY"
6	DCT	-	A_REGULATORY	Regulatory	S/4HANA	AUSP	ATWRT	Characteristic Value	Direct Mapping Default to "NO" if blank
7	-	-	-	-	S/4HANA	KSML	POSNR	Item Number	Default to "001"

g. Nature of Work - Characteristics Values Allocation (ECC and DCT)

Rule #	Source system	Source Table	Source Field	Source Description	Target System	Target Table	Target Field	Target Description	Transformation Logic
1	-	-	-	-	S/4HANA	KLAH	KLART	Class Type	Default to "018"
2	-	-	-	-	S/4HANA	INOB	OBTAB	Name of Database Table for Object	Default to "PLKO"
3	-	-	-	-	S/4HANA	KLAH	CLASS	Class	Default to "EAM_9999"
4	-	-	-	-	S/4HANA	INOB	OBJEK	Key of Object	Default to PLNTY + PLNNR + PLNAL
5	-	-	-	-	S/4HANA	CABN	ATNAM	Characteristic Name	Value Mapping: Characteristic A2D where ATNAM = "A_NATURE_OF_WORK"
6	DCT	-	A_NATURE_OF_WORK	Nature of Work	S/4HANA	AUSP	ATWRT	Characteristic Value	Direct Mapping
7	-	-	-	-	S/4HANA	KSML	POSNR	Item Number	Default to "001"

List of Custom Target Reports for this object is maintained here: [Conversion Specification - Custom Reports Register](#).

Transformation Mapping

Mapping Table Name	Mapping Table Description
Task List	Old to new Task List Header
Task List Operation	Old to new Task List Operation
Functional Location	Old to new Functional Location
Equipment Number	Old to new Equipment Number
Characteristic A2D	Old to New Characteristic A2D
Plant	Old to new Plant
Planner Group	Old to new Planner Group
Work Centre	Old to new Work Centre
Maintenance Strategy	Old to new Maintenance Strategy
Maintenance Package	Old to new Maintenance Package
Material Master	Old to new Material Number
Assembly and Construction Type	Mapping of legacy Assembly / Construction Type to new Assembly / Construction Type
Unit of Measure	Old to New Unit of Measure
System Condition	Old to new System Condition
Purchasing Organization	Old to new Purchasing Organization
Vendor Number	Old Vendor Code to New Vendor Code
Purchasing Group	Old Purchasing Group to New Purchasing Group
GL Account Mapping for Cost Element	Old to new Cost Elements

List of Transformation Mappings with additional details is maintained here: [Transformation Mappings](#)

Transformation Dependencies

List the steps that need to occur before transformation can commence

Item #	Step Description	Team Responsible
1	Ensure DCT tables completeness	SyWay Data Team
2	Ensure all Transformation mappings are up to date.	SyWay Data Team

Pre-Load Validation

Project Team

Completeness

Task	Action
Verify Record Count	SyWay A2D Data Team to verify that the total number of relevant records from legacy systems and DCTs (if any) is equal to the total number of records in the Preload and Load Sheets.
Verify Data Integrity	SyWay A2D Data Team to verify that the total number of Operations per Work Oder header extracted from legacy systems and DCTs (if any) should be equal to the total number of operations identified in the Preload and Load Sheets

Accuracy

Task	Action
Conversion Accuracy	SyWay A2D Data Team to verify that all fields below meet pass the checks: <ol style="list-style-type: none"> 1. Mandatory Fields 2. Field and Value Mapping Correctness 3. Null Checks 4. Text Length Checks
Review Error Reports	Review and correct the errors. Achieve a zero-error record count as much as possible. Raise defects for data remediated and requiring a correction in the source data.

Business

Completeness

Task	Action
Verify Record Count	Business Data Owner/s to verify that the total number of relevant records from legacy systems and DCTs (if any) is equal to the total number of records in the Preload and Load Sheets.

Accuracy

Task	Action
Conversion Accuracy	Business Data Owner/s to verify that all fields below meet pass the checks: <ol style="list-style-type: none"> 1. Mandatory Fields 2. Field and Value Mapping Correctness 3. Null Checks 4. Text Length Checks

Load

The load process includes:

1. Execute the automated data load into target system using load tool or product the load file if the load must be done manually
2. Once the data is loaded to the target system, it will be extracted and prepared for Post Load Data Validation

Load Run Sheet

Item #	Step Description	Team Responsible
1	Ensure Pre-load sign-offs are obtained.	SyWay Data team
2	Go to the load tool and select the correct load Program.	SyWay Data team
3	Proceed with Data load	SyWay Data team
4	Validate few records loaded by accessing standard transactions.	SyWay Data team
5	Generate the post load reports in the tool.	SyWay Data team
6	Log errors as defects, if any and address resolutions. Close defects.	SyWay Data team
7	Resolve defects by re-upload and re-generate post load reports if necessary.	SyWay Data team
8	Business to validate the post load files as part of post-load validation, raise data defects or provide the post-load sign-off.	Business
9	Repeat steps 5 to 8 if necessary.	SyWay Data team

Load Phase and Dependencies

Pre-Cutover: 1005 Task List

Pre-Cutover: 1005a Long Text

Pre-Cutover: 1005b Class & Characteristic

Cutover: 1005c Outline Agreement Update

Note: A separate load program may need to be created for 1005a and 1005b if these become a risk to the actual cutover and need to be removed from the critical path. This will be evaluated post Mock 1

Configuration

Item #	Configuration Item
1	T001L-Storage Locations
2	T001W-Plant
3	T006-Units of Measurement
4	T023-Material Group
5	T024-Purchasing Group
6	T024A-Planner Groups
7	T024E-Purchasing Organization
8	TQ72-Task List Status
9	T357M-Machine operating condition
10	T399I-Planning Plant
11	T411-Task List Usage
12	T412-Task list status
13	T418-Item Categories
14	T430-Control Key
15	T498-Distribution function

16	TCA01-Task list types
17	TCA41-Default values for standard networks and profiles
18	NRIV -Number Ranges for Task List Group

Conversion Objects

Object #	Preceding Object Conversion Approach
1001	Bill of Material
1002	Equipment
1003	Functional Location
1006	Work Center
1009	Class
1010	Construction Types/Assemblies
1015	Characteristic
1017	Maintenance Strategy (including Package)
1067	GL Account Operational CoA (incl. secondary CE)
1081	Activity Type Groups
2019	Material Master
3018	Vendors
9045	Open Purchase Order

Error Handling

Error Type	Error Description	Action Taken
Configuration	Invalid Storage Location	Engage Functional team to expedite and fix the error in the system
Configuration	Invalid Plant	Engage Functional team to expedite and fix the error in the system
Configuration	Invalid Unit of Measure	Engage Functional team to expedite and fix the error in the system
Configuration	Invalid Material Group	Engage Functional team to expedite and fix the error in the system
Configuration	Invalid Purchasing Group	Engage Functional team to expedite and fix the error in the system
Configuration	Invalid Planner Groups	Engage Functional team to expedite and fix the error in the system
Configuration	Invalid Purchasing Organization	Engage Functional team to expedite and fix the error in the system
Configuration	Invalid Task List Status	Engage Functional team to expedite and fix the error in the system
Configuration	Invalid System Condition	Engage Functional team to expedite and fix the error in the system
Configuration	Invalid Planning Plant	Engage Functional team to expedite and fix the error in the system
Configuration	Invalid Task List Usage	Engage Functional team to expedite and fix the error in the system
Configuration	Invalid Task list status	Engage Functional team to expedite and fix the error in the system
Configuration	Invalid Item Categories	Engage Functional team to expedite and fix the error in the system
Configuration	Invalid Control Key	Engage Functional team to expedite and fix the error in the system
Configuration	Invalid Distribution function	Engage Functional team to expedite and fix the error in the system
Configuration	Invalid Task list types	Engage Functional team to expedite and fix the error in the system
Configuration	Invalid Profile	Engage Functional team to expedite and fix the error in the system
Configuration	Invalid Number Ranges for Task List Group	Engage Functional team to expedite and fix the error in the system

Invalid Data	Invalid Maintenance BOM	Expedite whether the master data is changed in the system
Invalid Data	Invalid Equipment	Expedite whether the master data is changed in the system
Invalid Data	Invalid Functional Location	Expedite whether the master data is changed in the system
Invalid Data	Invalid Work Center	Expedite whether the master data is changed in the system
Invalid Data	Invalid Class	Expedite whether the master data is changed in the system
Invalid Data	Invalid Assemblies	Expedite whether the master data is changed in the system
Invalid Data	Invalid Characteristic	Expedite whether the master data is changed in the system
Invalid Data	Invalid Maintenance Plan	Expedite whether the master data is changed in the system
Invalid Data	Invalid Maintenance Strategy	Expedite whether the master data is changed in the system
Invalid Data	Invalid Cost Element	Expedite whether the master data is changed in the system
Invalid Data	Invalid Activity Type	Expedite whether the master data is changed in the system
Invalid Data	Invalid Material Number	Expedite whether the master data is changed in the system
Invalid Data	Invalid Vendor	Expedite whether the master data is changed in the system
Invalid Data	Invalid Open Purchase Order	Expedite whether the master data is changed in the system

Post-Load Validation

Project Team

Completeness

Task	Action
Verify Count	SyWay A2D Data Team to verify the record count created in target S/4 HANA by accessing post load reports in dspMigrate or standard reports from S/4 HANA.
Verify Logs	Check if there is data that failed to load and perform the necessary actions (e.g. register as post load issue or attempt to load the record again, etc.).

Accuracy

Task	Action
Conversion Accuracy	SyWay A2D Data Team to verify that the Work order data in target S/4 HANA were loaded correctly via dspMigrate post load reports or standard reports from S/4 HANA.

Business

Completeness

Task	Action
Verify Count	Download Post Load Reports from dspMigrate and verify that the record count loaded in the target S/4 HANA is the same count as of the endorsed load file.

Accuracy

Task	Action
------	--------

Conversion Accuracy	Verify that the EAM Work order data in target S/4 HANA were loaded correctly via dspMigrate post load reports or standard reports from S/4 HANA.
---------------------	--

Key Assumptions

- Master Data Standard is up to date as on the date of documenting this conversion approach and data load.
- Data cleansing has met the required percentage threshold for the specified mock cycle and all preparation activities have been completed
- Data entries in DCT are target-ready data unless a specific transformation rule is stated for that field in the transformation rules.
- sites which do not have legacy data in PF2 and WP2 will create new data using DCTs
- sites which need to use SAP while the project is still ongoing will create the data in PF2 or WP2

See also

Change log

Version	Published	Changed By	Comment
CURRENT (v. 816)	Apr 30, 2026 03:07	MAHAJAN-ext, iesha	
v. 815	Apr 14, 2026 13:52	JOSHI-ext, Aditya	
v. 814	Apr 13, 2026 15:16	JOSHI-ext, Aditya	
v. 813	Apr 13, 2026 08:54	JOSHI-ext, Aditya	
v. 812	Apr 10, 2026 06:03	JOSHI-ext, Aditya	
v. 811	Apr 10, 2026 05:19	JOSHI-ext, Aditya	
v. 810	Apr 07, 2026 13:06	ERGUIZA-ext, Pinky Love	
v. 809	Apr 07, 2026 10:15	ERGUIZA-ext, Pinky Love	CR0438: Update in Relevancy Criteria JEST Inactive Flag
v. 808	Apr 07, 2026 10:12	ERGUIZA-ext, Pinky Love	
v. 807	Apr 02, 2026 13:41	ERGUIZA-ext, Pinky Love	



[Go to Page History](#)



Workflow history

Title	Last Updated By	Updated	Status
There are no pages at the moment.			

Workflow history

This view shows the 5 most recent entries. The complete workflow log is available from the 'Document Activity' menu item.

Apr 30, 2026	Actor	Type	Activity	Version
Approved	 MAHAJAN-ext, iesha	Edit	updated the page at 3:07 am Other contributors: 	
Apr 28, 2026				

 TAN-ext, Charmaine	State changed state to Approved at 7:35 am (State override)	v815
<p>[PMO Comments] Conversion Spec completed as per CS register and functional review completed</p>		
Lead Approval	 TAN-ext, Charmaine	State gave <i>Minor change</i> approval at 7:35 am
<p>[PMO Comments] Conversion Spec completed as per CS register and functional review completed</p>		
Apr 15, 2026		
 MOUSSA- ext, Eva	State changed expiry date to '22 Apr, 2026 12:11 am' at 12:11 am	
 MOUSSA- ext, Eva	State changed state to Lead Approval at 12:11 am	v815
Tech Review	 MOUSSA- ext, Eva	State gave <i>Syniti Team Review</i> approval at 12:11 am
<p>v. 815 CR0438 approved</p>		
 MOUSSA- ext, Eva	State changed expiry date to '20 Apr, 2026 12:11 am' at 12:11 am	
 MOUSSA- ext, Eva	State changed state to Tech Review at 12:11 am	v815