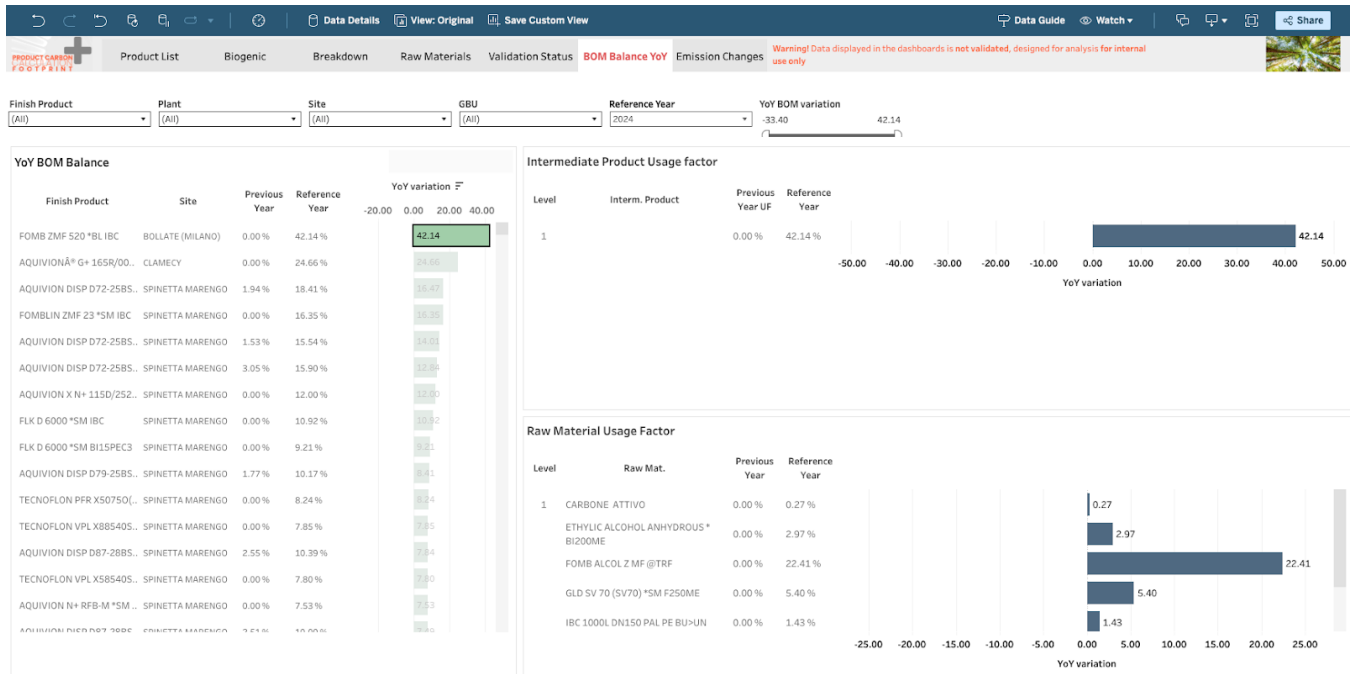


BOM Balance Year over Year



General description:

The BOM Balance Year over Year section is a powerful tool designed to track and analyze changes in the Bill of Materials (BOM) across different periods. This section enables users to monitor shifts in material usage, identify trends, and pinpoint the main drivers behind any significant changes in the production process. By comparing BOM balances year over year, users gain valuable insights into efficiency improvements or areas requiring attention.

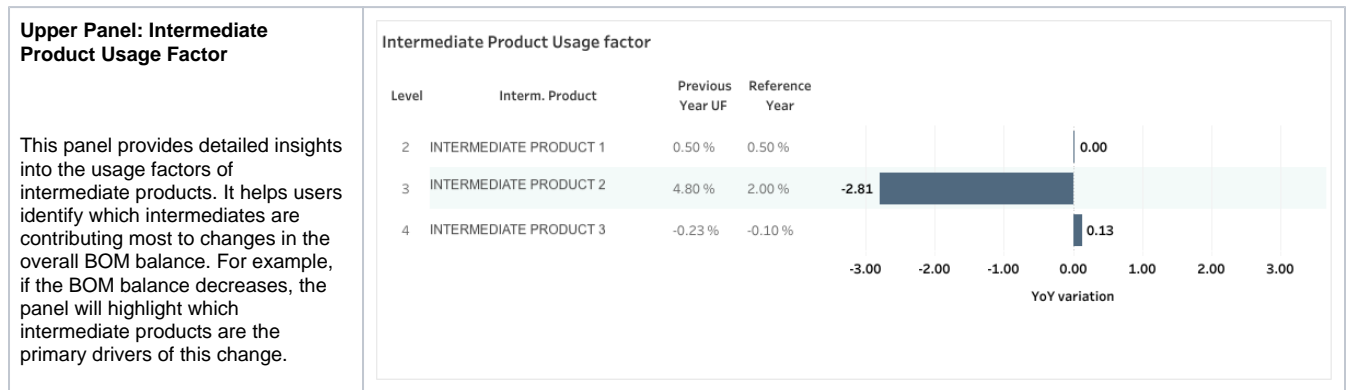
Filters :

At the top of this section, a comprehensive set of filters allows users to customize their analysis. You can filter the data by:

- Finished Product
- Plant
- Site
- Global Business Unit
- Reference Year

Additionally, a threshold filter is available to highlight significant positive or negative changes in the BOM balance, making it easier to focus on the most impactful variations.

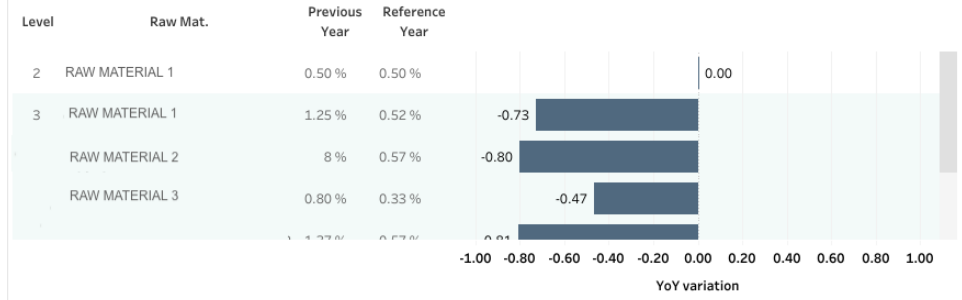
Two Side Panels:



Lower Panel: Raw Material Usage Factor

The lower panel focuses on the usage factors of raw materials. Users can drill down from an intermediate product to see the specific raw materials that have the greatest impact on the usage factor. This enables a granular analysis of material consumption and helps identify opportunities for optimization at the raw material level.

Raw Material Usage Factor



Guided Tour: Using This Section