

CNV-2010 Materials - General Plant Data / S.Loc Data

Status	Approved
Owner	VAN NIEKERK-ext, ivan
Stakeholders	

Purpose

The purpose of this document is to define the conversion approach to create Material Master-General Plant Data / S.Loc Data in S/4 HANA.

The General Plant Data/Storage view is one of the key views in the Material Master. It contains information about a material that is specific to a particular plant and storage location. This view is essential for plant-level operations and inventory management. Currently, in both ECC systems PF2 and WP2, materials are extended to specific plants and their respective storage locations. Source and Target structures mapping are provided below.

Conversion Scope

The scope of this document covers the approach for converting active Material Master-General Plant Data / S.Loc Data from Legacy Source Systems into S/4HANA following the [DD-FUN-050 Master Data Standard - Material General Plant and Storage Data](#) Master Data Design Standard.

As per [KDD011 - Material Master Numbering Alignment](#) All Syensqo's materials (finished, semi-finished, raw materials, spares etc.) will be represented by a unique material master number which will be assigned from a new number range

All materials created in the previous 6 months will be included unless flagged for deletion

1. Material Types ZUNB, ZBOM, ZPRC will be included regardless of activity (unless flagged for deletion)
2. We will only include materials that are extended to the following.
 - a. Company Codes in scope
 - b. Plants in scope
 - c. Purchasing Orgs in scope
 - d. Sales Orgs in scope
3. Include only Material Types in scope
4. We will include for migration all materials that have activity over the previous 3 years, to include:
 - a. For procurement data use EKKO/EKPO tables (remove any records in EKKO/EKPO where LOEKZ = 'X') and use EKPO/AEDAT for previous 3 years filter
 - b. For sales data use VBAK/VBAP tables
 - c. For production data use AFKO/AFPO tables
5. Additionally, we can check material movements by querying MKPF/MSEG tables. Link MKPF.MBLNR (Document Number) to MSEG.MBLNR and link MKPF.MJAHR (Year) to MSEG.MJAHR. Extract data by year or date (MKPF.BLDAT). WP2 may have to be broken down further due to the number of records. In MKPF.VGART (Transaction Types) add: IB,ID,IZ,RS,SI,WA,WE,WL,WI,WL,WO,WQ,WR,WS,WV,WZ. Extract material and plant (MSEG.MATNR and MSEG.WERKS)
6. We will include for migration all materials that have open documents including the following:
 - a. Open PO
 - b. Open contracts
 - c. Open STO
 - d. Open SO
 - e. Open WO
7. Have current stock/open inventory
 - a. For Open Inventory use the following tables:

MARD

MKOL (Consignment stock)

MSKA (Sales Order stock)

MSLB (Special stock)

MSPR (Project stock)
8. We will include all BOM data for materials in scope using tables: MAST/STKO/STPO. We will also include all Plant Maintenance BOMs (regardless of activity).
9. Materials with Deletion Flags will be excluded unless appearing in the following open transactions:
 - a. Open PO
 - b. Open contracts
 - c. Open STO
 - d. Open SO
 - e. Open WO
10. Deletion Flags (Table/Field) are as follows: MARA/LVORM = 'X' MARA/MSTAE = Z3, Z4, ZZ (PF2 system) Z0 (WP2 system)
11. Materials with the word 'OBSOLETE' or 'DELETED' contained within the Short Description will be excluded. Also excluded are Materials where Short Description contains '**OBS', '**OBS*', '**OBS***', '*OBS*', '*OBS**', '**OBS***'

The data from legacy system includes:

1. Materials which are created from Past 3 Years
2. Materials with Maintenance Status (MARA-PSTAT like '%L%') & MARC-PASTAT like '%L%' (Consider Both)
3. Materials without Deletion Flag (MARC-LVORM = NO)
4. Any Materials that make it through the Material Basic view as Relevant to be loaded will have to be screened against the Material Type's as indicated in the Target Design matrix: Namely (ZDIR,ZIND,HERS,IBAU,NLAG,PIPE,UNBW,VERP,ZLEI,ZLEH,ZLER,ZABF,ZSER & ZBA)
If marked as N/A then it means the field is not maintained for that material type.

The data from legacy system excludes:

1. N/A

List of source systems and approximate number of records

Serialization Profile Material Master MDS rules:

Serial Profile is mandatory and defaulted to "EAM1" if,
Material Type = UNBW and "Critical Part" field is checked
Material Type = ZIND and Material is Split valuated

Source	Scope	Source Approx No. of Records	Target System	Target Approx No. of Records
PF2	The Material Master Records will be extracted/collected via DCT. An initial extract of the relevant data will be provided in Google Sheet format to assist business in decision making on including any relevant data from Source Systems.	1.2 Million (Depending on Plant consolidation)	S4H	TBC depending on Plant Consolidation
WP2	The Material Master Records will be extracted/collected via DCT. An initial extract of the relevant data will be provided in Google Sheet format to assist business in decision making on including any relevant data from Source Systems.	1.2 Million (Depending on Plant consolidation)	S4H	Consolidation

Additional Information

Multi-language Requirement

As per [KDD055 - Multi-Language Support](#) there are 8 languages in scope: English, French, Italian and Mandarin and Brazilian Portuguese, German, Spanish and Thai.

Legacy text for applicable records at Plant level are in-scope for Migration to support system functionalities (If anything is getting printed on output documents then the Text would be in scope)

Language Key	International Version	Language description	Notes
EN	E	English	
FR	F	French	
IT	I	Italian	
ZH	1	Mandarin	
?	?	Brazilian Portuguese	Language key for Brazilian Portuguese need to be confirmed by functional team
DE	D	German	
ES	S	Spanish	
TH	2	Thai	

Document Management

Not applicable

Legal Requirement

Not applicable

Special Requirements

Not applicable

Target Design

The technical design of the target for this conversion approach.

Table	Field	Data Element	Field Description	Data Type	Length	ZDIR	ZIND	HE	RS	IBAU	NLAG	PIPE	UNBWVE	RP	ZLEI	ZLEH	ZLER	ZABF	ZSER	ZBAS
MARCAUSME		MATNR	Unit of issue	CHAR	18	C	C	N/A		N/A	N/A	N/A	C	N/A	C	C	C	C	N/A	N/A
MARDLGPBE		LGPBE	Storage Bin	CHAR	10	C	C	N/A		N/A	N/A	N/A	C	N/A	C	C	C	C	N/A	N/A
MARDLWMKB		MARD_KOBER	Picking Area	CHAR	3	N/A	N/A	N/A		N/A	N/A	N/A	N/A	N/A	N/A	N/A	N/A	N/A	N/A	N/A
MARATMPB		TEMPB	Temp. Conditions	CHAR	2	C	N/A	N/A		N/A	N/A	N/A	N/A	N/A	N/A	N/A	N/A	N/A	N/A	N/A
MARARAUBE		RAUBE	Storage conditions	CHAR	2	R	N/A	N/A		N/A	N/A	N/A	N/A	N/A	R	R	R	R	R	N/A
MARABEHO		BEHO	Container reqmts	CHAR	2	N/A	N/A	N/A		N/A	N/A	N/A	N/A	N/A	N/A	N/A	N/A	N/A	N/A	N/A
MARASTOFF		STOFF	Haz.material number	CHAR	18	N/A	N/A	N/A		N/A	N/A	N/A	N/A	N/A	N/A	N/A	N/A	N/A	N/A	N/A
MARABCIN		ABCIN	CC phys. inv. ind.	CHAR	1	R	R	N/A		N/A	N/A	N/A	R	N/A	R	R	R	R	R	N/A
MARCCFIX		CCFIX	CC fixed	CHAR	1	R	R	N/A		N/A	N/A	N/A	R	N/A	R	R	R	R	R	N/A
MARAWESCH		WESCH	Number of GR slips	QUAN	13 (3dec)	N/A	N/A	N/A		N/A	N/A	N/A	N/A	N/A	N/A	N/A	N/A	N/A	N/A	N/A
MARAEIAR		EIAR	Label type	CHAR	2	N/A	N/A	N/A		N/A	N/A	N/A	N/A	N/A	N/A	N/A	N/A	N/A	N/A	N/A
MARAEIIFO		EIIFO	Lab.form	CHAR	2	N/A	N/A	N/A		N/A	N/A	N/A	N/A	N/A	N/A	N/A	N/A	N/A	N/A	N/A
MARAXGCHP		XGCHP	Appr.batch rec. req.	CHAR	1	N/A	N/A	N/A		N/A	N/A	N/A	N/A	N/A	N/A	N/A	N/A	N/A	N/A	N/A
MARAXCHPF		XCHPF	Batch Management	CHAR	1	C	N/A	N/A		N/A	N/A	N/A	N/A	N/A	C	C	C	C	C	N/A
MARCXCHPF		XCHPF	Batch Management (Plant)	CHAR	1	C	N/A	N/A		N/A	N/A	N/A	N/A	N/A	C	C	C	C	C	N/A
MARMAXLZ		MAXLZ	Max. Storage Period	DEC	5	N/A	N/A	N/A		N/A	N/A	N/A	N/A	N/A	N/A	N/A	N/A	N/A	N/A	N/A
MARLZEIH		LZEIH	Time Unit	UNIT	3	N/A	N/A	N/A		N/A	N/A	N/A	N/A	N/A	N/A	N/A	N/A	N/A	N/A	N/A
MARAHDRZ		MHDRZ	Min. Rem. Shelf Life	DEC	4	C	N/A	N/A		N/A	N/A	N/A	N/A	N/A	C	C	C	C	C	N/A
MARAHDHB		MHDHB	Total shelf life	DEC	4	C	N/A	N/A		N/A	N/A	N/A	N/A	N/A	C	C	C	C	C	N/A
MARAIIPRKZ		DATTP	Period Ind. for SLED	CHAR	1	C	N/A	N/A		N/A	N/A	N/A	N/A	N/A	C	C	C	C	C	N/A
MARARDMHD		RDMHD	Rounding rule SLED	CHAR	1	N/A	N/A	N/A		N/A	N/A	N/A	N/A	N/A	N/A	N/A	N/A	N/A	N/A	N/A
MARAHDLPL		MHDLP	Storage percentage	DEC	3	N/A	N/A	N/A		N/A	N/A	N/A	N/A	N/A	N/A	N/A	N/A	N/A	N/A	N/A
MARASLED_BBD		SLED_BBD	Expiration Date	CHAR	1	R	N/A	N/A		N/A	N/A	N/A	N/A	N/A	R	R	R	R	R	N/A
MARASCM_MATURITY_DUR	/SAPAPO /MATURITY_DUR		Maturation Time	DEC	11	N/A	N/A	N/A		N/A	N/A	N/A	N/A	N/A	N/A	N/A	N/A	N/A	N/A	N/A
MARASCM_SHLF_LFE_RE Q_MAX	/SAPAPO /SHELF_LIFE_REQ_MAX		Required Maximum Shelf Life	DEC	11	N/A	N/A	N/A		N/A	N/A	N/A	N/A	N/A	N/A	N/A	N/A	N/A	N/A	N/A
MARCSGT_COVS		SGT_COVS	Segmentation Strategy	CHAR	8	N/A	N/A	N/A		N/A	N/A	N/A	N/A	N/A	N/A	N/A	N/A	N/A	N/A	N/A
MARCSGT_DEFSC		SGT_DEFSC	Logistics handling group for workload calculation	CHAR	40	N/A	N/A	N/A		N/A	N/A	N/A	N/A	N/A	N/A	N/A	N/A	N/A	N/A	N/A
MARCXMCNG		XMCNG	Negative stocks allowed in plant	CHAR	1	N/A	N/A	N/A		N/A	N/A	N/A	N/A	N/A	N/A	N/A	N/A	N/A	N/A	N/A
MARCLOGGR		LOGGR	Logistics handling group for workload calculation	CHAR	4	N/A	N/A	N/A		N/A	N/A	N/A	N/A	N/A	N/A	N/A	N/A	N/A	N/A	N/A
MARCSERNP		SERAIL	Serial Number Profile	Stock determination group	4	N/A	C	N/A		N/A	N/A	N/A	C	N/A	C	C	C	C	C	N/A
MARASERLV		SERLV	Level of Explicitness for Serial Number	CHAR	1	N/A	N/A	N/A		N/A	N/A	N/A	N/A	N/A	C	C	C	C	C	N/A

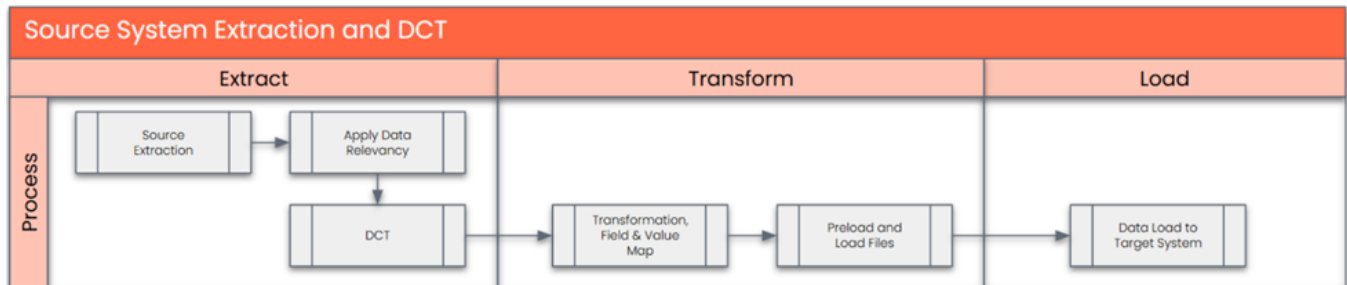
MARC FPRFM	FPRFM	Distribution profile of material in plant	CHAR	3	N/A	N/A	N/A	N/A	N/A	N/A	N/A	N/A	N/A	N/A	N/A	N/A	N/A	N/A	N/A
MARC PRCTR	PRCTR	Profit Center	CHAR	10	R	N/A	N/A	N/A	N/A	N/A	N/A	N/A	R	R	R	R	R	R	N/A
MARC EPRI0	BF_GROUP	Stock determination group	CHAR	4	C	N/A	N/A	N/A	N/A	N/A	N/A	N/A	C	C	C	C	C	C	N/A
MARC IUID_RELEVANT	IUID_RELEVANT	IUID-Relevant	CHAR	1	N/A	N/A	N/A	N/A	N/A	N/A	N/A	N/A	N/A	N/A	N/A	N/A	N/A	N/A	N/A
MARC UID_IEA	UID_IEA	External Allocation of UII	CHAR	1	N/A	N/A	N/A	N/A	N/A	N/A	N/A	N/A	N/A	N/A	N/A	N/A	N/A	N/A	N/A
MARC IUID_TYPE	IUID_TYPE	Structure Type of UII	CHAR	10	N/A	N/A	N/A	N/A	N/A	N/A	N/A	N/A	N/A	N/A	N/A	N/A	N/A	N/A	N/A

Data Cleansing

ID	Criticality	Error Message /Report Description	Rule	Output	Source System
			As a part of this option, the material masters are de-duplicated, and one material master is created per valid material. The material numbers are automatically assigned by the system and are sequential with no intelligence		

Conversion Process

The high-level process is represented by the diagram below:



Data Privacy and Sensitivity

Extraction

Extract data from a source into . There are 2 possibilities:

1. The data exists. connects to the source and loads the data into . There are 3 methods:
 - a. Perform full data extraction from relevant tables in the source system(s).
 - b. Perform extraction through the application layer.
 - c. Only if ; cannot connect to the source, data is loaded to the repository from the provided source system extract/report.
2. The data does not exist (or cannot be converted from its current state). The data is manually collected by the business directly in . This is to be conducted using DCT (Data Collection Template) in

The agreed Relevancy criteria is applied to the extracted records to identify the records that are applicable for the Target loads

Extraction Run Sheet

Req #	Requirement Description	Team Responsible
-------	-------------------------	------------------

1)	Screen Records against MARA -ERSA to get the materials created in the last 3 years	Synity
2)	Screen Records against Maintenance Status MARA -PSTAT like '%L%' & MARC like=%L%	Synity
3)	Screen Records against plant specific Deletion Flag in MARC-LVORM ='NO'	Synity

Selection Screen

Selection Ref Screen	Parameter Name	Selection Type	Requirement	Value to be entered/set
N/A				

Data Collection Template (DCT)

Target Ready Data Collection Template will be created for data with exception of some fields which require transformation as mentioned in the transformation rule.

DCT Rules

Field Name	Field Description	Rule
TBC method for Material deduplication (KD011)	If xref will be used to map old/new	

Extraction Dependencies

Item #	Step Description	Team Responsible
1)	Collect needs to happen for Both MARA & MARC tables before ST* can be populated.	Synity
2)	Connection needs to be setup with the correct authorisation for extract	Synity
3)	Possible Scheduling of snapshot as MARC tables are generally big and may take some time	Synity
3)	Plant/ Storage location design/consolidation needs to be finalised	Business/Functionals

Transformation

The Target fields are mapped to the applicable Legacy field that will be its source, this is a 3-way activity involving the Business, Functional team and Data team. This identifies the transformation activity required to allow to make the data Target ready:

1. Perform value mapping and data transformation rules.
 - a. Legacy values are mapped to the to-be values (this could include a default value)
 - b. Values are transformed according to the rules defined in
2. Prepare target-ready data in the structure and format that is required for loading via prescribed Load Tool. This step also produces the load data ready for business to perform Pre-load Data Validation

Transformation Run Sheet

Item #	Step Description	Team Responsible
1	Execute Collect to ensure PREP /Snapshot is up to date.	Synity / SyWay S2P Data Team

2	Execute Transform	Synity / SyWay S2P Data Team
3	Review & validate any Error Reports (Config etc)	Synity / SyWay S2P Data Team
4	Generate & validate Preload Report (Ensure proper Business names as per Data Dictionary)	Synity / SyWay S2P Data Team
5	Generate Load files	Synity / SyWay S2P Data Team

Transformation Rules

Rule #	Source system	Source Table	Source Field	Source Description	Target System	Target Table	Target Field	Target Description	Transformation Logic
1	PF2 /WG2	MARD	MATNR	Material Number	S4/ Hana	MARD	MATNR	Material Number	Follow the rule as per Material Master Basic Views about creation for new Material.
2	PF2 /WG2	MARD	WERKS	Plant	S4/ Hana	MARD	WERKS	Plant	Copy from Plant consolidation xref
3	PF2 /WG2	MARD	LGORT	Storage Location	S4/ Hana	MARD	LGORT	Storage Location	Copy from Storage location xref
4	PF2 /WG2	MARC	AUSME	Unit of issue	S4/ Hana	MARC	AUSME	Unit of issue	Copy from Source to target system
5	PF2 /WG2	MARD	LGPBE	Storage Bin	S4/ Hana	MARD	LGPBE	Storage Bin	Copy from Source to target system
6	PF2 /WG2	MARD	LWMKB	Picking Area	S4/ Hana	MARD	LWMKB	Picking Area	Copy from Source to target system
7	PF2 /WG2	MARA	TEMPB	Temp. Conditions	S4/ Hana	MARA	TEMPB	Temp. Conditions	Copy from Source to target system
8	PF2 /WG2	MARA	RAUBE	Storage conditions	S4/ Hana	MARA	RAUBE	Storage conditions	Copy from Source to target system
9	PF2 /WG2	MARA	BEHVO	Container reqmts	S4/ Hana	MARA	BEHVO	Container reqmts	Copy from Source to target system
10	PF2 /WG2	MARA	STOFF	Haz.material number	S4/ Hana	MARA	STOFF	Haz.material number	Copy from Source to target system
11	PF2 /WG2	MARC	ABCIN	CC phys. inv. ind.	S4/ Hana	MARC	ABCIN	CC phys. inv. ind.	Copy from Source to target system
12	PF2 /WG2	MARC	CCFIX	CC fixed	S4/ Hana	MARC	CCFIX	CC fixed	Copy from Source to target system
13	PF2 /WG2	MARA	WESCH	Number of GR slips	S4/ Hana	MARA	WESCH	Number of GR slips	Copy from Source to target system
14	PF2 /WG2	MARA	ETIAR	Label type	S4/ Hana	MARA	ETIAR	Label type	Copy from Source to target system
15	PF2 /WG2	MARA	ETIFO	Lab.form	S4/ Hana	MARA	ETIFO	Lab.form	Copy from Source to target system
16	PF2 /WG2	MARA	XGCHP	Appr.batch rec. req.	S4/ Hana	MARA	XGCHP	Appr.batch rec. req.	Copy from Source to target system
17	PF2 /WG2	MARA	XCHPF	Batch Management	S4/ Hana	MARA	XCHPF	Batch Management	Copy from Source to target system
18	PF2 /WG2	MARC	XCHPF	Batch Management (Plant)	S4/ Hana	MARC	XCHPF	Batch Management (Plant)	Copy from Source to target system
19	PF2 /WG2	MARC	MAXLZ	Max. Storage Period	S4/ Hana	MARC	MAXLZ	Max. Storage Period	Copy from Source to target system
20	PF2 /WG2	MARC	LZEIH	Time Unit	S4/ Hana	MARC	LZEIH	Time Unit	Copy from Source to target system
21	PF2 /WG2	MARA	MHDRZ	Min. Rem. Shelf Life	S4/ Hana	MARA	MHDRZ	Min. Rem. Shelf Life	Copy from Source to target system
22	PF2 /WG2	MARA	MHDHB	Total shelf life	S4/ Hana	MARA	MHDHB	Total shelf life	Copy from Source to target system
23	PF2 /WG2	MARA	IPRKZ	Period Ind. for SLED	S4/ Hana	MARA	IPRKZ	Period Ind. for SLED	Copy from Source to target system
24	PF2 /WG2	MARA	RDMHD	Rounding rule SLED	S4/ Hana	MARA	RDMHD	Rounding rule SLED	Copy from Source to target system
25	PF2 /WG2	MARA	MHDLP	Storage percentage	S4/ Hana	MARA	MHDLP	Storage percentage	Copy from Source to target system
26	PF2 /WG2	MARA	SLED_BBD	Expiration Date	S4/ Hana	MARA	SLED_BBD	Expiration Date	Copy from Source to target system
27	PF2 /WG2	MARA	SCM_MATURIT_Y_DUR	Maturation Time	S4/ Hana	MARA	SCM_MATURIT_Y_DUR	Maturation Time	Copy from Source to target system
28	PF2 /WG2	MARA	SCM_SHLF_LF_E_REQ_MAX	Required Maximum Shelf Life	S4/ Hana	MARA	SCM_SHLF_LF_E_REQ_MAX	Required Maximum Shelf Life	Copy from Source to target system

29	PF2 /WG2	MARC	SGT_COVS	Segmentation Strategy	S4/ Hana	MARC	SGT_COVS	Segmentation Strategy	Copy from Source to target system
30	PF2 /WG2	MARC	SGT_DEFSC	Logistics handling group for workload calculation	S4/ Hana	MARC	SGT_DEFSC	Logistics handling group for workload calculation	Copy from Source to target system
31	PF2 /WG2	MARC	XMCNG	Negative stocks allowed in plant	S4/ Hana	MARC	XMCNG	Negative stocks allowed in plant	Copy from Source to target system
32	PF2 /WG2	MARC	LOGGR	Logistics handling group for workload calculation	S4/ Hana	MARC	LOGGR	Logistics handling group for workload calculation	Copy from Source to target system
33	PF2 /WG2	MARC	SERNP	Serial Number Profile	S4/ Hana	MARC	SERNP	Serial Number Profile	RULE: Serial Profile is mandatory and defaulted to "EAM1" if, MTART = 'UNBW' & KZKRI = 'x' (Critical Part) or MTART = 'ZIND' and Material is split valuated (MBEW-BWTTY NE Blank) For others Copy.
34	PF2 /WG2	MARA	SERLV	Level of Explicitness for Serial Number	S4/ Hana	MARA	SERLV	Level of Explicitness for Serial Number	Copy from Source to target system
35	PF2 /WG2	MARC	FPRFM	Distribution profile of material in plant	S4/ Hana	MARC	FPRFM	Distribution profile of material in plant	Copy from Source to target system
36	PF2 /WG2	MARC	PRCTR	Profit Center	S4/ Hana	MARC	PRCTR	Profit Center	Copy from Source to target system
37	PF2 /WG2	MARC	EPRIO	Stock determination group	S4/ Hana	MARC	EPRIO	Stock determination group	Copy from Source to target system
38	PF2 /WG2	MARC	IUID_RELEVANT	IUID-Relevant	S4/ Hana	MARC	IUID_RELEVANT	IUID-Relevant	Copy from Source to target system
39	PF2 /WG2	MARC	UID_IEA	External Allocation of UII	S4/ Hana	MARC	UID_IEA	External Allocation of UII	Copy from Source to target system
40	PF2 /WG2	MARC	IUID_TYPE	Structure Type of UII	S4/ Hana	MARC	IUID_TYPE	Structure Type of UII	Copy from Source to target system

Transformation Mapping

Mapping Table Name	Mapping Table Description
Plants	Mapping of Legacy Plants to Target System value (Value Mapping)
Storage Location	Mapping of Legacy Storage location to Target System value (Value Mapping)
Profit Center	Mapping of Legacy Profit center to Target System value (Value Mapping)

Transformation Dependencies

List the steps that need to occur before transformation can commence

Item #	Step Description	Team Responsible
	Transformation Rules to be determined	
1)	In General MARC records should be screened against MARA Target Table to ensure only Records that pass Validation in Header filters down to Plant view.	Synity
2)	Check Tables for fields are up to date & complete	
3)	Value Mappings are according to latest design (Profit Center, Plant etc)	

Pre-Load Validation

Project Team

Completeness

Task	Action

Verify Record Counts	Row counts in PREP (Relevancy) should tie back to Count in Target Table

Accuracy

Task	Action
Conversion Accuracy	SyWay P2F Data Team to verify that all fields pass the following checks: <ol style="list-style-type: none"> 1. All Mandatory Fields filled out 2. Field and Value Mapping Complete and correct. 3. Nulls need to be verified 4. Field Lengths and data types should be compatible with upload Template
Review Error Reports	Fields that fail checks due to Target Readiness etc. should be highlighted in error reports. These reports need to be flagged & decision can be made to Remediate values in initial Mock cycles but no remediation should be applied when doing final dress rehearsal.

Business

Completeness

Task	Action
Verify Record Counts	Business Data Owner/s to verify that the total number of relevant records from the the Relevancy Reports is equal to the total number of records in the Preload and Load Sheets.

Accuracy

Task	Action
Conversion Accuracy	Business Data Owner/s to verify that all the data in the load table/file is accurate as per endorsed transformation/mapping rules (and signed-off DCT data).

Load

The load process includes:

1. Execute the automated data load into target system using load tool or product the load file if the load must be done manually
2. Once the data is loaded to the target system, it will be extracted and prepared for Post Load Data Validation

Load Run Sheet

Item #	Step Description	Team Responsible
1.	Go to Load tool (Migrate your Data)	
2.	Run Simulation & validate if any Errors are encountered	

3.	If No errors encountered proceed with Prepare & simulate	
4.	Once Approval has been given proceed with Migration	
5.	Any Migration Errors need to be highlighted & and depending on volume & criticality of Mock cycle either be fixed & reloaded or Marked for correcting in subsequent Mocks	
6.	Generate all Post-load Reports with summary information with counts that clearly show : 1. To be loaded Count (In Target Table) 2. Loaded 3. Failures with meaningful error descriptions	
7.	Check a sample of a few materials in S/4 HANA	
8.	Garner validations/signoffs.	

Load Phase and Dependencies

Configuration

Item #	Configuration Item
1	Check Tables configured in Target System. (Profit Centres/Controlling area's etc)

Conversion Objects

Object #	Preceding Object Conversion Approach
CNV-2019 Materials - Basic Data View	Basic Data to be completed as immediate predecessor
CNV-1073 Profit Centre	Profit Centre Completed

Error Handling

Error Type	Error Description	Action Taken
Missing Config	Controlling area/Profit Center /Storage Location etc not available area not available	

Post-Load Validation

Project Team

Completeness

Task	Action
Verify Count	SyWay P2FData Team to verify the record count created in target S/4 HANA by accessing post load reports in dspMigrate or standard reports from S/4 HANA

Accuracy

Task	Action
Verify Logs	Check if there is data that failed to load and perform the necessary actions (e.g. register as post load issue or attempt to load the record again, etc.).

Business

Completeness

Task	Action
Verify Count	Download Post Load Reports from dspMigrate and verify that the record count loaded in the target S/4 HANA is the same count as of the endorsed load file.

Accuracy

Task	Action
Conversion Accuracy	Verify that the Material data in target S/4 HANA were loaded correctly via dspMigrate post load reports or standard reports from S/4 HANA.

Key Assumptions

- Master Data Standard is up to date as on the date of documenting this conversion approach and data load.
- Materials - Basic Data is in scope based on data design and any exception requested by business.

See also

Change log







Version	Published	Changed By	Comment
CURRENT (v. 25)	Apr 16, 2026 11:03	VAN NIEKERK-ext, ivan	
v. 24	Apr 16, 2026 11:01	VAN NIEKERK-ext, ivan	
v. 23	Jan 13, 2026 12:18	VAN NIEKERK-ext, ivan	
v. 22	Jan 13, 2026 12:16	VAN NIEKERK-ext, ivan	
v. 21	Dec 08, 2025 14:52	VAN NIEKERK-ext, ivan	Added DCT as per CR0209
v. 20	Nov 20, 2025 08:17	VAN NIEKERK-ext, ivan	

v. 19	Nov 20, 2025 08:12	VAN NIEKERK-ext, ivan	Serial Number Profile Updated
v. 18	Oct 23, 2025 11:50	VAN NIEKERK-ext, ivan	Updated PSTAT
v. 17	Oct 17, 2025 13:41	VAN NIEKERK-ext, ivan	Removed MMSTA NULL
v. 16	Oct 16, 2025 16:34	VAN NIEKERK-ext, ivan	Added Material Types to Relevancy as per Matrix

[Go to Page History](#)

Workflow history

This view shows the 5 most recent entries. The complete workflow log is available from the 'Document Activity' menu item.

From Dec 08, 2025 to Apr 16, 2026	Actor	Type	Activity	Version
Approved	 VAN NIEKERK-ext, ivan	Edit	updated the page at 2:52 pm	
Nov 24, 2025				
	 TAN-ext, Charmaine	State	changed state to Approved at 1:04 pm (State override) <i>[PMO Comments] Conversion Spec completed as per CS register and functional review completed</i>	v20
In Progress	 TAN-ext, Charmaine	State	gave <i>Minor change</i> approval at 1:04 pm <i>[PMO Comments] Conversion Spec completed as per CS register and functional review completed</i>	
From Aug 03, 2025 to Nov 20, 2025				
	RAYUDU-ext, Narasimha Kumar and VAN NIEKERK-ext, ivan	Edit	multiple updates from  RAYUDU-ext, Narasimha Kumar and  VAN NIEKERK-ext, ivan	
Aug 02, 2025				
	 RAYUDU-ext, Narasimha Kumar	Edit	created the page at 7:09 pm	
		State	changed state to In Progress at 5:09 pm	v1