


CNV-1196 TM Schedules

Status	
Owner	Prasad Naidu
Stakeholders	NG-ext, Bernard PILLAY-ext, Lawrence

Purpose

The purpose of this document is to define the conversion approach to migrate AR open items with special GL indicator in S/4 HANA.

Special G/L (General Ledger) items are transactions that are recorded separately from normal transactions due to their unique nature. These items usually involve different business processes, payment terms, or posting keys.

AR open items with special GL refer to Down Payments, Bills Of exchange, Security deposits, Guarantees etc. that have not yet been cleared . These are key transactional data required for financial continuity post-go-live.

Conversion Scope

The scope of this document covers the approach for converting active AR open items from Legacy Source Systems into S/4HANA following the AR open items Master Data Design Standard.

The data from legacy system includes:

1. Open Customer Invoices with special GL Indicator
2. Clearing date > migration cutoff date
3. Posting date <= migration cutoff date

The data from legacy system excludes:

1. Normal AR Open items which are covered in CNV-9008

Amounts in legacy involve document currency, local currency and group currency. All currencies will be loaded accordingly unless there is a change in company design where local / group currency changes. Rates are as per the historical postings unless specific requirement calls for a fixed rate eg. group currency rate for consolidation purposes. Offsetting gl accounts in legacy documents will not be considered in this migration scope, they will be migrated in other objects scope eg. GL open item or GL balances.

For each customer open item, We must have:

- A customer line item (in BSID)
- An offsetting GL account line item (so that the document balances in FI).
- For every open item migrated, we debit the customer account and post the opposite entry to a temporary clearing account (a GL account created for migration).
- Later, once all AR open items are loaded, we clear the migration clearing account with a single offsetting entry to reconcile balances.

List of source systems and approximate number of records

Source	Scope	Source Approx No. of Records	Target System	Target Approx No. of Records
PF2	AR open item with Special GL Indicator	420	S4	420
WP2	AR open item with Special GL Indicator	15220	S4	15220
PI2	AR open item with Special GL Indicator			

Additional Information

Multi-language Requirement

Document Management

Legal Requirement

Special Requirements

Target Design

The technical design of the target for this conversion approach.

Table	Field	Data Element	Field Description	Data Type	Length	Requirement
BKPF	BELNR	BELNR_D	Legacy Document Number	CHAR	10	Required
BKPF	BLDAT	BLDAT	Document Date in Document	DATS	8	Required
BKPF	BUDAT	BUDAT	Posting Date in the Document	DATS	8	Required
BKPF	BLART	BLART	Document Type	CHAR	2	Required
BKPF	BUKRS	BUKRS	Company Code	CHAR	4	Required
BKPF	MONAT	MONAT	Fiscal Period	NUMC	2	Optional
BKPF	WAERS	WAERS	Currency Key	CUKY	5	Required
BKPF	XBLNR	XBLNR1	Reference Document Number	CHAR	16	Optional
BKPF	BKTXT	BKTXT	Document Header Text	CHAR	25	Optional
BKPF	GJAHR	GJAHR	Year	NUMC	4	Required
BSID	KUNNR	KUNNR	Business Partner Number	CHAR	10	Required
BSID	NEWBKS	BSCHL	Posting Key	CHAR	2	Required
BSID	NEWKO	HKONT	G/L Account Number	CHAR	10	Required
BSID	UMSKZ	UMSKZ	Special GL Indicator	CHAR	1	Required
BSID	SGTXT	SGTXT	Item Text	CHAR	50	Optional
BSID	WRBTR	WRBTR	Document Currency Amount	CURR	13	Required
BSID	DMBTR	DMBTR	Local Currency Amount	CURR	13	Required
BSID	MWSKZ	MWSKZ	Tax on sales/purchases code	CHAR	2	Optional
BSID	ZTERM	ZTERM	Payment Terms	CHAR	4	Optional
BSID	ZFBDT	ZFBDT	Baseline Date	DATS	8	Optional
BSID	ZLSCH	ZLSCH	Payment Method	CHAR	1	Optional
BSID	ZLSPR	ZLSPR	Payment Block	CHAR	1	Optional
BSID	MSCHL	MSCHL	Dunning Key	CHAR	1	Optional
BSID	BUZEI	BUZEI	Item number	NUMC	3	Required
BSID	KIDNO	KIDNO	Payment Reference	CHAR	12	Optional
BSID	ZBD1T	ZBD1T	Cash Discount Days 1	DEC	3	Optional
BSID	ZBD1P	ZBD1P	Cash Discount Percentage 1	DEC	3	Optional
BSID	ZBD2T	ZBD2T	Cash Discount Days 2	DEC	3	Optional
BSID	ZBD2P	ZBD2P	Cash Discount Percentage 2	DEC	3	Optional
BSID	ZBD3T	ZBD3T	Net Due Days	DEC	3	Optional
BSID	SKFBT	SKFBT	Amount Eligible for Cash Disc. (Document Curr.)	CURR	13	Optional
BSID	BVTYP	BVTYP	Partner Bank Type	CHAR	1	Optional
BSID	KKBER	KKBER	Credit Control Area	CHAR	4	Optional
BSID	RSTGR	RSTGR	Reason Code for Payments	CHAR	3	Optional
BSID	FILKD	FILKD	Account Number of the Branch	CHAR	5	Optional
BSID	LZBKZ	LZBKZ	State Central Bank Indicator	CHAR	2	Optional
BSID	LANDL	LANDL	Supplying Country	CHAR	3	Optional
BSID	XREF1	XREF1	Reference Key 1	CHAR	12	Optional
BSID	XREF2	XREF2	Reference Key 2	CHAR	12	Optional

BSID	XREF3	XREF3	Reference Key 3	CHAR	20	Optional
BSID	PRCTR	PRCTR	Profit Center	CHAR	10	Optional
BSID	FKBER	FKBER	Functional Area	CHAR	16	Optional
BSID	ZUORN	ZUONR	Assignment Number	CHAR	18	Optional
BSID	BKTX	BKTX	Document Header Text	CHAR	25	Optional
BSID	GJAHR	GJAHR	Year	NUMC	4	Required
BSID	BUKRS	BUKRS	Company Code	CHAR	4	Required
BSID	BUZEI	BUZEI	Number of Line Item Within Account	NUMC	3	Required
BSID	KIDNO	KIDNO	Payment Reference	CHAR	12	Optional
BSID	KSL	KSL	Amount in Group Currency	CURR	23(2)	Optional

Data Cleansing

ID	Criticality	Error Message/Report Description	Rule	Output	Source System
1	Can load, but business process will fail	Open Item is overdue and aged	Rule 1: Company must be in scope Rule 2: Posting Date is 365 days or longer than current system date Rule 3: Due Date is prior report execution date.	Report	PF2 / PI2 / WP2
2	Can load, but business process will fail	Parked Items need to be cleanse	Rule 1: Company must be in scope; Rule 2: Document is parked (document status = "V")	Report	PF2 / PI2 / WP2

Conversion Process

The high-level process is represented by the diagram below:

? Unknown Attachment

Data Privacy and Sensitivity

Extraction

Extract data from a source into . There are 2 possibilities:

1. The data exists. connects to the source and loads the data into . There are 3 methods:
 - a. Perform full data extraction from relevant tables in the source system(s).
 - b. Perform extraction through the application layer.
 - c. Only if ; cannot connect to the source, data is loaded to the repository from the provided source system extract/report.
2. The data does not exist (or cannot be converted from its current state). The data is manually collected by the business directly in . This is to be conducted using DCT (Data Collection Template) in

The agreed Relevancy criteria is applied to the extracted records to identify the records that are applicable for the Target loads

Extraction Run Sheet

Req #	Requirement description	Team responsible
1.	Ensure source tables BKPF, BSID, are extracted in tool according to the agreed cut-off date in the project plan	Data team
2.	Perform preliminary completeness check	Data team
3.	Raise issues as defects if Req # 1 to 2 are not met	Data team

4.	Repeat Req # 1 to 3 if required	Data team
5.	Report extraction result to person in charge of AR Open items conversion	Data team

Selection Screen

Selection Ref Screen	Parameter Name	Selection Type	Requirement	Value to be entered/set

Data Collection Template (DCT)

Target Ready Data Collection Template will be created for data with exception of some fields which require transformation as mentioned in the transformation rule.

DCT Rules

Field	Field Description	Rule
BSID-BUKRS	Company Code	Drop down value from T001-BUKRS company code DCT (only with active for finance indicator)
BSID-KUNNR	Customer Number	Must exist in BP master and mapped correctly
BSID-GJAHR	Fiscal Year	Must be 4-digit valid year
BSID-BLART	Document Type	Must be defined in config (e.g., DR, DZ)
BSID-BLDAT	Document Date	Must be a valid past date
BSID-BUDAT	Posting Date	Must be in open posting period
BSID-WRBTR	Amount in Document Currency	Must match currency format
BSID-DMBTR	Local Currency Amount	Calculated based on exchange rate
BSID-WAERS	Currency	Valid ISO currency code (e.g., USD, EUR)
BSID-UMSKZ	Special G/L Indicator	Drop down, must be defined in system
BSID-ZTERM	Payment Terms	Must be configured and valid
BSID-ZFBDT	Baseline Date	Required if ZTERM is used
BSID-FAEDT	Due Date	Derived from baseline + ZTERM
BSID-XBLNR	Reference Number	Optional but recommended for audit traceability
BSID-ZUONR	Assignment	Used for matching or reporting
BSID-SGTX	Text	Descriptive free text up to 50 chars
BSID-HKONT	Reconciliation Account	Must align with customer master
BSID-GSBER	Business Area	Optional, if used in legacy system
BSID-ZTERM	Payment Terms	Must be configured and valid
BSID-PRCTR	Profit Center	Exist in Profit Centre DCT and assigned with the same company code

Extraction Dependencies

Item #	Step description	Team responsible
1.	Any period / year end close activities have been fully completed	Business
2.	Reconciliation for intercompany receivables have been completed, and adjustment made in legacy SAP system	Business

Transformation

The Target fields are mapped to the applicable Legacy field that will be its source, this is a 3-way activity involving the Business, Functional team and Data team. This identifies the transformation activity required to allow to make the data Target ready:

1. Perform value mapping and data transformation rules.
 - a. Legacy values are mapped to the to-be values (this could include a default value)
 - b. Values are transformed according to the rules defined in
2. Prepare target-ready data in the structure and format that is required for loading via prescribed Load Tool. This step also produces the load data ready for business to perform Pre-load Data Validation

Transformation Run Sheet

Item #	Step description	Team responsible
1.	Ensure all the fields that require value mapping, as stipulated Mapping tables, have the latest signed-off mapping files imported into toolMigrate.	Data team
2.	In tool, select the AR Open Items object.	Data team
3.	Go to Process Area Launch and Process the Object - AR Special G/L Open items	Data team
4.	Launch the Objects to execute transformation.	Data team
5.	Monitor the transformation progress and ensure performance and completion is within allowed timeframe	Data team
6.	Generate Pre-Load reports .	Data team
7.	Generate data load count.	Data team
8.	Log errors as defects, if any and address resolutions. Close defects.	Data team
9.	Re-transform and re-validate the Pre-load reports if necessary.	Data team
10.	Validate the transformed file as part of pre-load validation, raise data defects or provide the pre-load sign-off.	Business
11.	Analyse and resolve any pre-load defects logged by business.	Data team
12.	Repeat steps 6 to 11 if necessary	Data team
13.	Proceed to pre-load validations	Data team

Transformation Rules

Rule #	Source System	Source Table	Source Field	Source Description	Target System	Target Table	Target Field	Target Description	Transformation Logic
1	ECC or DCT	BKPF	BELNR	Document Number	S /4HANA	BKPF	BELNR	Document Number	Copy as-is
2	ECC or DCT	BKPF	BLDAT	Document Date	S /4HANA	BKPF	BLDAT	Document Date	Copy as-is; ensure date format consistency.
3	ECC or DCT	BKPF	BUDAT	Posting Date	S /4HANA	BKPF	BUDAT	Posting Date	Copy as-is; ensure date format consistency.
4	ECC or DCT	BKPF	BLART	Document Type	S /4HANA	BKPF	BLART	Document Type	Custom document type will be configured for Data Migration
5	ECC or DCT	BKPF	BUKRS	Company Code	S /4HANA	BKPF	BUKRS	Company Code	Map from source to target using company code mapping table

6	ECC or DCT	BKPF	MONAT	Fiscal Period	S /4HANA	BKPF	MONAT	Fiscal Period	Copy as-is
7	ECC or DCT	BKPF	WAERS	Currency Key	S /4HANA	BKPF	WAERS	Currency Key	Copy as-is; validate against currency configuration.
8	ECC or DCT	BKPF	XBLNR	Reference	S /4HANA	BKPF	XBLNR	Reference	Copy as-is
9	ECC or DCT	BKPF	BKTXT	Document Header Text	S /4HANA	BKPF	BKTXT	Document Header Text	Copy as-is
10	ECC or DCT	BKPF	GJAHR	Fiscal Year	S /4HANA	BKPF	GJAHR	Fiscal Year	Derive from Posting Date
11	ECC or DCT	BSID	KUNNR	Customer Number	S /4HANA	BSID	KUNNR	Business Partner Number	Map from source to target using Business Partner mapping table
12	ECC or DCT	BSID	NEWB KS	Posting Key	S /4HANA	BSID	NEWB KS	Posting Key	Map to S/4 Posting Key
13	ECC or DCT	BSID	NEWKO	G/L Account Number	S /4HANA	BSID	NEWKO	G/L Account Number	Map GL Account via Xref
14	ECC or DCT	BSID	UMSKZ	Special GL Indicator	S /4HANA	BSID	UMSKZ	Special GL Indicator	Special GL mapping
15	ECC or DCT	BSID	SGTXT	Item Text	S /4HANA	BSID	SGTXT	Item Text	Copy as-is
16	ECC or DCT	BSID	WRBTR	Document Currency Amount	S /4HANA	BSID	WRBTR	Document Currency Amount	Copy as-is
17	ECC or DCT	BSID	DMBTR	Local Currency Amount	S /4HANA	BSID	DMBTR	Local Currency Amount	Convert using Exchange Rate
18	ECC or DCT	BSID	MWSKZ	Tax on sales/purchases code	S /4HANA	BSID	MWSKZ	Tax on sales/purchases code	Map Tax Code using Xref
19	ECC or DCT	BSID	ZTERM	Payment Terms	S /4HANA	BSID	ZTERM	Payment Terms	Payment Terms Mapping via Xref
20	ECC or DCT	BSID	ZFBDT	Baseline Date	S /4HANA	BSID	ZFBDT	Baseline Date	Copy as-is; ensure date format consistency.
21	ECC or DCT	BSID	ZLSCH	Payment Method	S /4HANA	BSID	ZLSCH	Payment Method	Payment Method Mapping via Xref
22	ECC or DCT	BSID	ZLSPR	Payment Block	S /4HANA	BSID	ZLSPR	Payment Block	Payment Block Mapping via Xref
23	ECC or DCT	BSID	MSCHL	Dunning Key	S /4HANA	BSID	MSCHL	Dunning Key	Dunning Key Mapping via Xref
24	ECC or DCT	BSID	BUZEI	Item number	S /4HANA	BSID	BUZEI	Item number	Copy as-is
25	ECC or DCT	BSID	KIDNO	Payment Reference	S /4HANA	BSID	KIDNO	Payment Reference	Copy as-is
26	ECC or DCT	BSID	ZBD1T	Cash Discount Days 1	S /4HANA	BSID	ZBD1T	Cash Discount Days 1	Copy as-is
27	ECC or DCT	BSID	ZBD1P	Cash Discount Percentage 1	S /4HANA	BSID	ZBD1P	Cash Discount Percentage 1	Copy as-is
28	ECC or DCT	BSID	ZBD2T	Cash Discount Days 2	S /4HANA	BSID	ZBD2T	Cash Discount Days 2	Copy as-is
29	ECC or DCT	BSID	ZBD2P	Cash Discount Percentage 2	S /4HANA	BSID	ZBD2P	Cash Discount Percentage 2	Copy as-is
30	ECC or DCT	BSID	ZBD3T	Net Due Days	S /4HANA	BSID	ZBD3T	Net Due Days	Copy as-is
31	ECC or DCT	BSID	SKFBT	Amount Eligible for Cash Disc. (Document Curr.)	S /4HANA	BSID	SKFBT	Amount Eligible for Cash Disc. (Document Curr.)	Calculate from Eligible Amount
32	ECC or DCT	BSID	BVTYP	Partner Bank Type	S /4HANA	BSID	BVTYP	Partner Bank Type	Map Partner Bank Type
33	ECC or DCT	BSID	KKBER	Credit Control Area	S /4HANA	BSID	KKBER	Credit Control Area	Credit Control Area Mapping
34	ECC or DCT	BSID	RSTGR	Reason Code for Payments	S /4HANA	BSID	RSTGR	Reason Code for Payments	Reason Code Mapping
35	ECC or DCT	BSID	FILKD	Account Number of the Branch	S /4HANA	BSID	FILKD	Account Number of the Branch	Branch Mapping
36	ECC or DCT	BSID	LZBKZ	State Central Bank Indicator	S /4HANA	BSID	LZBKZ	State Central Bank Indicator	Central Bank Indicator Xref
37	ECC or DCT	BSID	LANDL	Supplying Country	S /4HANA	BSID	LANDL	Supplying Country	Country Mapping via ISO
38	ECC or DCT	BSID	XREF1	Reference Key 1	S /4HANA	BSID	XREF1	Reference Key 1	Copy as-is
39	ECC or DCT	BSID	XREF2	Reference Key 2	S /4HANA	BSID	XREF2	Reference Key 2	Copy as-is
40	ECC or DCT	BSID	XREF3	Reference Key 3	S /4HANA	BSID	XREF3	Reference Key 3	Copy as-is

41	ECC or DCT	BSID	PRCTR	Profit Center	S /4HANA	BSID	PRCTR	Profit Center	Profit Center Mapping
42	ECC or DCT	BSID	FKBER	Functional Area	S /4HANA	BSID	FKBER	Functional Area	Functional Area Mapping
43	ECC or DCT	BSID	ZUORN	Assignment Number	S /4HANA	BSID	ZUORN	Assignment Number	Copy as-is
44	ECC or DCT	BSID	BKTX	Document Header Text	S /4HANA	BSID	BKTX	Document Header Text	Copy as-is
45	ECC or DCT	BSID	GJAHR	Year	S /4HANA	BSID	GJAHR	Year	Derive from Posting Date
46	ECC or DCT	BSID	BUKRS	Company Code	S /4HANA	BSID	BUKRS	Company Code	Xref/Lookup Company Code
47	ECC or DCT	BSID	BUZEI	Number of Line Item Within Account	S /4HANA	BSID	BUZEI	Number of Line Item Within Account	Copy as-is
48	ECC or DCT	BSID	KIDNO	Payment Reference	S /4HANA	BSID	KIDNO	Payment Reference	Copy as-is
49	ECC or DCT	BSID	KSL	Amount in Group Currency	S /4HANA	BSID	KSL	Amount in Group Currency	Copy as-is

Transformation Mapping

Mapping Table Name	Mapping Table Description
Company Code	Mapping of legacy company codes to target system value
GL Account	Mapping of legacy GL accounts to target system value
Profit Centre	Mapping of legacy Profit Center to target system value
Business Partner	Mapping of legacy Customer accounts to target system value
Trading Partner	Mapping of legacy trading partners to target system value
Currency Key	Mapping of legacy currency keys to target system value
Special G/L Indicator	Mapping of legacy special GL indicator to target system value
Payment Block Key	Mapping of legacy payment block key to target system value
Payment Method	Mapping of legacy payment method to target system value
Document type	Default doc type for this object OPEN AR
Payment Terms	Mapping of legacy Payment terms to target system value
Dunning Key	Mapping of legacy Dunny key to target system value
Reason Code for Payments	Mapping of legacy reason codes to target system value
Account Number of the Branch	Mapping of legacy Branch accounts to target system value
Supplying Country	Mapping of legacy supplying country to target system value
Functional Area	Mapping of legacy functional area to target system value

Transformation Dependencies

List the steps that need to occur before transformation can commence

Item #	Step Description	Team Responsible
1	Ensure all the fields that require value mapping, as stipulated. Mapping tables, have the correct values mapped and imported into tool.	Data team

Pre-Load Validation

Project Team

Completeness

Task	Action
Generation of Pre-load reports	<p><u>Mandatory field check.</u> Based on S/4HANA target design fields, Check if records have all mandatory fields filled and mapped, otherwise they should be flagged as error.</p> <p><u>Check Business Partners are extended to required company code</u></p> <p>Check if all mapped business partners exists in S/4HANA KNB1-KUNNR (Customer) and KNB1-BUKRS (Company Code), and KNB1-LOEVM (Deletion Flag) must not be X</p> <p><u>Check signage of amount.</u></p> <p>Check whether source data has debit and credit entries in the same line. If sign is the same in all the three currency fields, then no action needed.</p> <p>If the sign in the document currency and company code currency field are different, then the document needs to be corrected in the source system or DCT.</p> <p>Ensure all transactions have values in Document Currency and Local Currency (i.e. no 0.00 allowed)</p>
Reconciliation of total	<p><u>Record Count</u></p> <p>Check the sum of record count of the AR open items in the load file is the same as source. The record count for AR Open Items will be done on the group basis. The fields in the group are consist of: Company Code, Customer</p> <p><u>Check Amount in Document Currency and Local Currency</u></p> <p>Check the sum of the amount in Document Currency and Local Currency in load file is the same as source. If any of the sum is different, flag the record as error.</p>

Accuracy

Task	Action
Mandatory field mapping and transformation	<p>Obtain a list of the fields to be populated with values from mapping files and ensure all these fields contain S/4HANA values.</p> <p>Review the data report to ensure mapping value is not missing in tool.</p> <p>Capture errors in the Data Error report.</p>

Business

Completeness

Task	Action
------	--------

Verify record count in Pre-load reports by region	<p>In legacy system, execute report AR Line Item Display (t/code: FBL5N)</p> <p>Group the output of the report by Company Code and Customer Account using subtotal function and compare the count in this report against the AR open items count in the pre-load file.</p> <p>The record count for AR Open Items may also be done on the more granular level. The recommended granular level or the subtotal fields can consist of: Company Code, Customer, Profit Centre.</p> <p>If any of the count is different, raise defect and flag the relevant record as error.</p>
---	---

Accuracy

Task	Action
Conversion accuracy	<p>Verify AR open items are transformed accurately as per endorsed transformation/mapping rules.</p> <p>Review error reports in tool for any mismatch or missing transformed values.</p> <p>In legacy system, execute report AR Line Item Display (t/code: FBL5N) with selection parameters. If any of the sum is different, raise defect and flag the relevant record as error.</p>
Business partner balance on Company code and profit center level	<p>Check the total open item amount on Business partner at Company Code and Profit center level, against the total in legacy by Document, Local and Group currency. Apply currency rules where applicable</p>

Load

The load process includes:

1. Execute the automated data load into target system using load tool or product the load file if the load must be done manually
2. Once the data is loaded to the target system, it will be extracted and prepared for Post Load Data Validation

 Unknown Attachment

Load Run Sheet

Item	Step description	Team responsible
1	Ensure the load tools are transported into the correct tool instance.	Data team
2	Ensure DCTs and all required mappings are submitted and complete	Data team
3	Ensure Pre-load sign-offs are obtained.	Data team
4	Execute tool AR Open items	Data team
5	Generate the post load reports in tool.	Data team
6	Log errors as defects, if any and address resolutions. Close defects.	Data team
7	Resolve defects by reupload and re-generate post load reports if necessary.	Data team
8	Business to validate the post load files as part of post-load validation, raise data defects or provide the post-load sign-off.	Data team
9	Repeat steps 5 to 7 if necessary.	Data team

Load Phase and Dependencies

Configuration

Item #	Configuration item
1.	Company code-related configuration (posting period variant).
2.	Finance posting (document types, document number ranges, special gl indicator)
3.	Currencies (currency keys, decimal places in currencies)

Conversion Objects

Object #	Preceding Object Conversion Approach
1067	GL Account Operational CoA (incl. secondary CE)
3017	Business Partners - FI Customer (FLCU00)
1073	Profit center

Error Handling

Error type	Error description	Action taken
Posting Period Error	Posting period is blocked for posting	Review project / cutover plan and ensure posting periods can be opened for postings
Business partner does not exist	Business Partner record for the line item doesn't exist	Create the relevant Business Partner in the S/4HANA System
Profit Centre does not exist	Profit centre does not exist in company code	Ensure the profit centre mapping is correct and or create the profit centre if it is valid

Post-Load Validation

Project Team

Completeness

Task	Action
Reconciliation of Record Count	<p>Total number of records loaded for AR Open Items will be generated in the Post-load reports in tool based on the target table and fields mentioned in section 3.</p> <p>The reconciliation needs to be executed on the total number of 'valid' records and currency amount per company code in the source compared to total number of records and currency amount in S/4HANA</p> <p><u>Record Count</u></p> <p>Check the sum of record count of the open items in the load file is the same as S/4HANA. The record count for AR Open Items will be done on the group basis. The fields in the group are consist of: Company Code, Customer Account</p> <p><u>Check Amount in Document Currency and Local Currency</u></p> <p>Check on line item level that the sum of the amount in Document Currency and Local Currency in the load file is the same as posted in S/4HANA. If any of the sum is different, flag the record as error.</p>

Accuracy

Task	Action
------	--------

Check values in key fields for accuracy	<p>Post-load reports will have the same structure as the load file and some additional columns as required to facilitate the post load validation.</p> <p>Leverage on tool to create a Post Load report that reports S/4HANA loaded records along with the legacy values side-by-side to allow for 100% check of all these fields in the shortest possible time.</p> <p><u>Any</u> mismatch will be reported under the Post Load - Error report.</p>
---	--

Business

Completeness

Task	Action
Record Count Check	<p>Review the record count report from the Data Team and ensure it is correct by cross-checking with the record count confirmed during Pre-load Business Validations</p> <p>Business may also run transaction code FBL5N – Customer Line Item Display or equivalent report in Fiori App to display loaded AR Open Items in S/4HANA and compare results against the pre-load reports generated from tool.</p>

Accuracy

Task	Action
Open items totals	Check business partner open item totals by Business partner, Company code, profit centre. Totals should be checked in Document, Local and Group currency.
Spot check	Business should choose some business partners and perform comprehensive check of open items, payment terms etc Such partners should have huge number of open items or be critical for payment runs in S4 or have certain complexity in conversion.

Key Assumptions

- Master Data Standard is up to date as on the date of documenting this conversion approach and data load.
- is in scope based on data design and any exception requested by business.

Change log

Version	Published	Changed By	Comment
CURRENT (v. 22)	Dec 10, 2025 20:22	OMER-ext, Mohammed	Added fields for departure rules section following functional deep dive session (Jira # PDM-1023)
v. 21	Oct 28, 2025 11:27	OMER-ext, Mohammed	Transportation group, Transit time, Port of Entry/Exit will become conditional fields based on late
v. 20	Oct 28, 2025 09:51	VAN OS-ext, Nico	

v. 19	Oct 20, 2025 17:01	OMER-ext, Mohammed	Field status in target design section following some clarifications from TM functional team
v. 18	Oct 17, 2025 12:52	OMER-ext, Mohammed	
v. 17	Oct 16, 2025 14:00	OMER-ext, Mohammed	
v. 16	Oct 16, 2025 13:54	OMER-ext, Mohammed	
v. 15	Oct 14, 2025 11:26	OMER-ext, Mohammed	
v. 14	Oct 14, 2025 10:14	OMER-ext, Mohammed	
v. 13	Oct 14, 2025 09:59	OMER-ext, Mohammed	



[Go to Page History](#)

Workflow history

Title	Last Updated By	Updated	Status
There are no pages at the moment.			

Workflow history

This view shows the 5 most recent entries. The complete workflow log is available from the 'Document Activity' menu item.

May 08, 2026	Actor	Type	Activity	Version
Approved	 MCARDLE-ext, Edward	State	changed state to Approved at 11:14 am	v22
Revision under Review	 MCARDLE-ext, Edward	State	gave <i>Minor change</i> approval at 11:14 am	
		State	changed state to Revision under Review at 11:14 am	v22
Mar 18, 2026				
Revision in Progress	WENNINGER-ext, Sascha	State	changed state to Revision in Progress at 5:45 pm	v22
Dec 10, 2025				

Edited following Approval



OMER-ext, Mohammed

Edit updated the page at 8:22 pm

Added fields for departure rules section following functional deep dive session (Jira # PDM-1023)

State changed state to Edited following Approval at 7:22 pm

v22

Nov 03, 2025

Approved



MUTHUSAMY-ext, Kunalan

State changed state to Approved at 10:17 am (State override)

[PMO Comments] Conversion Spec completed as per CS register and functional review completed

v21
