



ERP-124 SAC Planning Portfolio Buckets

Please see the [SyWay Analytics Approach](#) document, section 'Documentation' for more information about the context of this document.

Status	Approved
Functional Specification Owner	UPADHYAY-ext, Anjali
Stakeholders	MOREAU, Patrick CONNELLY-ext, Delia
Jira Request ID	 ERP-57 - Jira project doesn't exist or you don't have permission to view it.
Jira Development (Build) ID	 ERP-124 - Jira project doesn't exist or you don't have permission to view it.
Lean IX App Link	
Business Process Reference (L4)	10.01.02.01. Develop Portfolio Plans and Budgets

High-Level Specification

Parameter	Value
Application System (Delivery Tool)	SAC Story

Functional Overview

SAC Planning forms are required to capture planning and budgeting data at Portfolio Bucket. This will enable the portfolio Buckets to store the financial data which is used to plan and monitor the Project portfolio and prioritize projects for required financial years. Planning form will store following financial data per GBU/Function at L2 and L3 Buckets.

- FY Budget Allocation which is the Top down Budget allocations for following financial year split into Capex and Opex
- Future Year Guidance which is Future year allocation advice for multiple years split into Capex and Opex

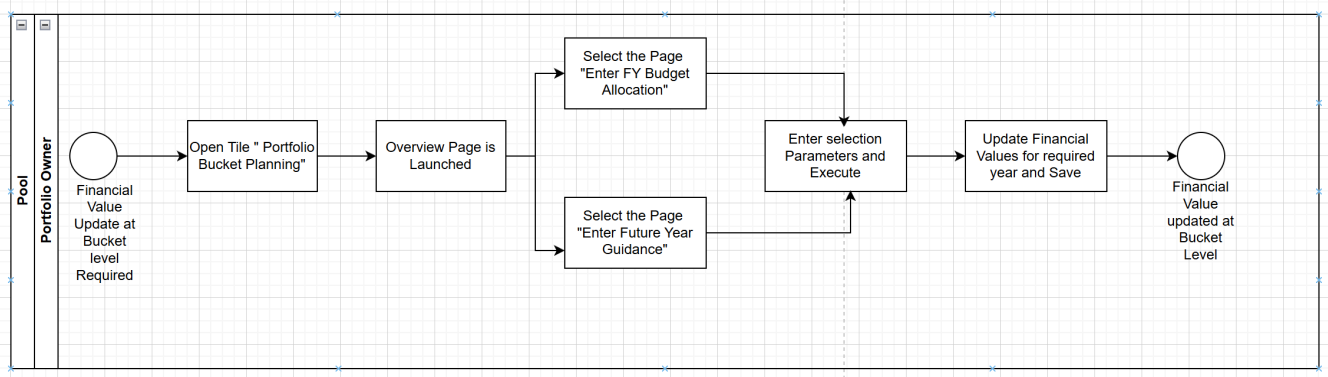
Scope

Portfolio Buckets will allow planning of below in separate forms

- "FY Budget allocation" for CY + 1 against L2 and L3 Buckets representing GBU and function respectively
- "Future Year Guidance" which is the future year allocation advice for multiple future years (from and to) as per the selection screen

A tile will be required to access the SAC planning forms and update the FY budget allocation and Future Year Guidance by the Portfolio owners of respective GBUs.

Process Flow Diagram



1.	Portfolio Owner will launch the Tile "Portfolio Bucket Planning"	The tile is available in the SAP launchpad
2.	Overview Page is Launched with links to the planning pages "Enter FY Bucket Allocation" "Enter Future Year Guidance"	Links to the pages appear with instructions on the overview page
3.	If the User selects "Enter FY Bucket allocation" user is prompted to enter Bucket (ID and Description)	Version defaults to "FY Budget Allocation" Fiscal Year is default to CY +1 Currency default to EUR Hierarchical search for Bucket is available
4.	If the User selects "Enter Future Year Guidance", user is prompted to enter Bucket (ID and Description) Fiscal Year (From and To)	Version defaults to "Future Year Guidance" Currency default to EUR Hierarchical search for Bucket is available
5.	Financial Values for relevant bucket is updated and data is saved	If L2 Bucket is selected automatically subordinate bucket will open and will be available for data entry. If L3 Bucket is selected , only L3 bucket is available for entry Portfolio owners restricted to their GBUs can only update the data for their L2 /L3 buckets and not L2/L3 bucket of different GBU
6.	Financial Values entered at L3 Buckets should sum up with the value at L2 Bucket	Based on Page filter. Values entered at L2 bucket should be equal to the sum of values entered in subordinate bucket

Solution Overview

Story Definition

Overview Page

Overview page will include the instructions as per below

This planning form allows update of the financial data for GBU Buckets in project portfolio

- Use "FY Budget Allocation" page to update the Top down Budget allocations for following financial year for your GBU and distribute to respective functions
- Use "Future Year Guidance" page to update Future year allocation advice for required future years for your GBU and distribute to respective functions

GBU Portfolio owners are responsible for updating the financial values for their own GBU. All values entered are in EURs

FY Bucket Allocation

Future Year Guidance

Story filter

Report Field Name	Mandatory /Optional	Prompt Type (Single Value, Multiple Single Values, Interval, Selection Option, Hierarchy)	Default Value(s) or Restrictions (please provide default value)
Portfolio Bucket	Mandatory	Hierarchy (ID and Description)	If L1 Bucket is selected all subordinate buckets open If L2 Bucket is selected automatically subordinate bucket will open and will be available for data entry. If L3 Bucket is selected , only L3 bucket is available for entry Portfolio owners restricted to their GBUs can only update the data for their L2 /L3 buckets and not L2/L3 bucket of different GBU
Financial Year	Mandatory	From - To	If the Version = FY budget Allocation, From and To FY = Default CY+1 If the Version = Future Year Guidance, From FY = Default CY +2 , To FY = User to enter
Version	Mandatory	Drop down - single Value	FY Budget Allocation or Future Year Guidance
Currency	Mandatory	Single Value	Default to EUR

Page 1

This page covers the planning input form for the FY Bucket Allocation.

Header of the story will display the selected data as defined in Page Filters

Page level input controls

Calculations

N/A

Layout

FY Budget Allocation							
Bucket ID	B-2000	Bucket Description	GBU- Novocare	Financial Year	2026	Currency	EUR
		Bucket ID	Bucket Description	Version	Plan Category	2026	
		B-2000	Novocare	FY Budget Allocation		300,000	
					Capex	200,000	
					Opex	100,000	
		B-2001	Novocare - R&I	FY Budget Allocation			
					Capex	100,000	
					Opex	50,000	
		B-2002	Novocare - Indust	FY Budget Allocation			
					Capex	100,000	
					Opex	50,000	

Widget	Data Model	Field	Filter
Widget-001	PPM_Bucket	/RPM/BUCKET_D-EXTERNAL_ID	If L1 Bucket is selected all subordinate buckets open If L2 Bucket is selected automatically subordinate bucket will open and will be available for data entry. If L3 Bucket is selected , only L3 bucket is available for entry Portfolio owners restricted to their GBUs can only update the data for their L2 /L3 buckets and not L2/L3 bucket of different GBU
Widget-001	PPM_Bucket	CGPL_TEXT-TEXT1	
Widget-001	PPM_Bucket	/RPM/FIN_B_PLAN-PLAN TYPE	Default to FY Budget Allocation
Widget-001	PPM_Bucket	/RPM/FIN_B_CAT-CATEGORY	Capex, Opex
Widget-001	PPM_Bucket	Financial Year	Current year + 1

Page 2.

This page covers the planning input form for the Future Year Guidance

Page level input controls

Calculations

N/A

Layout

Run Rate											
Bucket ID	B-2000	Bucket Description	GBU- Novecare	Financial Year	2027	To	2033	Currency	EUR		
Bucket ID	Bucket Description	Version	Plan Category	2027	2028	2029	2030	2031	2032	2033	Total
B-2000	Novecare	RunRate	Capex								
			Opex								
B-2001	Novecare - R&I	RunRate	Capex								
			Opex								
B-2002	Novecare - Industr	RunRate	Capex								
			Opex								

Widget	Data Model	Field	Filter
Widget-001	PPM_Bucket	/RPM/BUCKET_D-EXTERNAL_ID	If L1 Bucket is selected all subordinate buckets open If L2 Bucket is selected automatically subordinate bucket will open and will be available for data entry. If L3 Bucket is selected , only L3 bucket is available for entry Portfolio owners restricted to their GBUs can only update the data for their L2 /L3 buckets and not L2/L3 bucket of different GBU
Widget-001	PPM_Bucket	CGPL_TEXT-TEXT1	
Widget-001	PPM_Bucket	/RPM/FIN_B_PLAN-PLAN TYPE	Default to "Future Year Guidance"
Widget-001	PPM_Bucket	/RPM/FIN_B_CAT-CATEGORY	Capex, Opex

Widget-001	PPM_Bucket	Financial Year	Based on Page filter. Values entered at L2 bucket should be equal to the sum of values entered in subordinate bucket
------------	------------	----------------	--

Data models

Data Model Technical Name	Data Model Description	Jira Development ID	Link to Data Model Functional Specification
(Filled when available)	PPM_Bucket	ERP-672	ERP-672 Data Model - PPM Bucket

Business Roles

Business users/Positions who have been assigned Portfolio Owner role will be able to access the planning forms. This is aligned with S/4 security restrictions

Design Rationale

Input from: Reporting & Analytics Consultant

Assumptions

- Single SAC Planning instance will be available for all S/4 instances (ROW, CUI and China)
- Portfolio Bucket Hierarchy Master data will be available in SAC Planning tool to allow planning
- Financial Year determination such as what is current FY will be automatically determined in SAC based on Financial Calendar

Dependencies

- Portfolio Bucket Hierarchy Master data will be available in SAC Planning tool
- Financial Category/Group/Views are configured in S/4 and used in SAC Planning tool

Special Requirements

Frequency of Analysis/Report Run

Typically both Planning forms (Page 1 and 2) will be run on yearly basis. But there may be a change to update the financial data during the year as well. Note - changes are tracked via snapshots

Testing Considerations / Dependencies

N.B. Unless this is a planning story, the testing should cover layout and user experience NOT data values for metrics created in the data model. Data model values will be tested in conjunction with the data model specification.

How to test

The developer will need to test repeatedly, so where appropriate provide instructions to reverse the actions performed so the test may be run again, or explain how to create new input data to the test. In particular, the developer will need logons for test users representing the various roles within the approval process.

Test Conditions and Expected Results

ID	Condition	Expected Results
1.	Launch the tile "Portfolio bucket Planning"	Overview Page with instructions and link to pages (FY budget allocation and Future Year Guidance) will appear
2.	User clicks on the Page = FY budget allocation	User is prompted to enter the Bucket
3.	User enters the Bucket using hierarchy search	Planning form with defined layout is updated
4.	User Enters the value at L2 and L3 buckets and save the form	Financial Value gets saved, Sum of values of L3 bucket should be equal to or less than Parent L2 bucket

5.	User clicks on the Page = Future Year Guidance	User is prompted to enter the Bucket and FY (From and To)
6.	User enters the Bucket and FY From and TO	Planning form with defined layout is updated
7.	User Enters the value at L2 and L3 buckets and save the form	Financial Value gets saved, Sum of values of L3 bucket should be equal to or less than Parent L2 bucket

Testing Considerations / Dependencies

- Ensure the Portfolio Bucket master data is available in SAC
- If L1 Bucket is selected all subordinate buckets open, If L2 Bucket is selected automatically subordinate bucket will open and will be available for data entry. If L3 Bucket is selected , only L3 bucket is available for entry
- Portfolio owners restricted to their GBUs can only update the data for their L2 /L3 buckets and not L2/L3 bucket of different GBU
- Data entered in L3 bucket must equal to the value in L2 Bucket

Other Requirements

See also

File **Modified**

No files shared here yet.

Change log

Version	Published	Changed By	Comment
CURRENT (v. 15)	Nov 24, 2025 11:58	UPADHYAY-ext, Anjali	
v. 14	Nov 19, 2025 10:15	UPADHYAY-ext, Anjali	
v. 13	Nov 19, 2025 10:13	UPADHYAY-ext, Anjali	
v. 12	Nov 13, 2025 13:21	UPADHYAY-ext, Anjali	
v. 11	Nov 05, 2025 14:02	UPADHYAY-ext, Anjali	
v. 10	Nov 05, 2025 13:37	UPADHYAY-ext, Anjali	
v. 9	Oct 31, 2025 11:55	UPADHYAY-ext, Anjali	
v. 8	Oct 30, 2025 11:33	UPADHYAY-ext, Anjali	
v. 7	Oct 30, 2025 10:30	UPADHYAY-ext, Anjali	
v. 6	Oct 30, 2025 08:25	UPADHYAY-ext, Anjali	

[Go to Page History](#)

Workflow history

This view shows the 5 most recent entries. The complete workflow log is available from the 'Document Activity' menu item.

Nov 26, 2025	Actor	Type	Activity	Version
Approved	UPADHYAY-ext, Anjali	State	changed state to Approved at 10:09 am	v15
Lead Approval	UPADHYAY-ext, Anjali	State	gave <i>POD Lead Review</i> approval at 10:09 am	
	BARROW-ext, ian	State	changed expiry date to '03 Dec, 2025 08:42 am' at 8:42 am	

		State	changed state to Lead Approval at 8:42 am	v15
Tech Review	BARROW-ext, ian	State	gave <i>Tech Review</i> approval at 8:42 am	
From Nov 19, 2025 to Nov 24, 2025				
	UPADHYAY-ext, Anjali	Edit	updated the page at 10:13 am	
