



# ERP-65 PS Custom Fields for Reporting & Controls

Status	Approved
Owner	BIDALIA-ext, Kuldeep
Stakeholders	MOREAU, Patrick
Jira Request ID	 ERP-21 - Jira project doesn't exist or you don't have permission to view it.
Jira Development ID	 ERP-65 - Jira project doesn't exist or you don't have permission to view it.

## High- Level Specification

Parameter	Value
Application System	S/4Hana ROW, S/4Hana China, S/4Hana CUI
Business Process Reference	10.02.01.01. Manage Project/WBS Changes

## Functional Overview

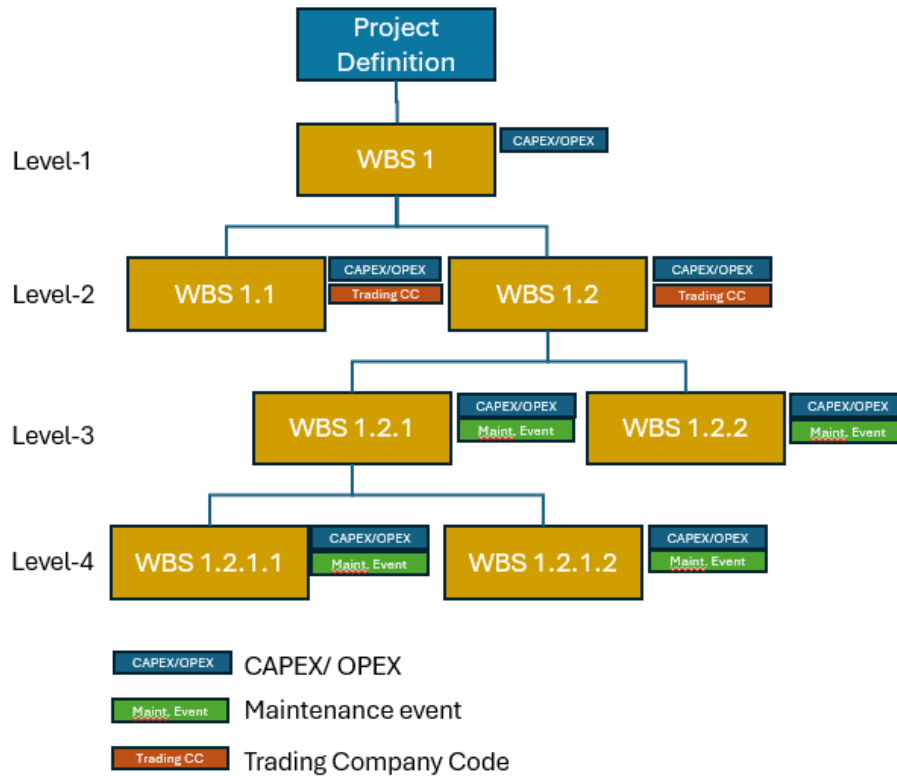
Standard SAP WBS element tables offer foundational fields for project structuring, but they often need to be enhanced for business-specific attributes. In Syway design, custom fields are introduced to capture business specific attributes for reporting, compliance and cross-stream integration.

## Scope and Objectives

Following are the scope of this enhancement to enable reporting and compliance

- To add three new fields to the WBS element master data i.e. CAPEX/OPEX, Maintenance Event & Trading Company Code.
- Enable data entry, validation, and storage in the appropriate database tables.

## Process Flow Diagram



The diagram above illustrates the potential levels within the WBS where new custom fields could be integrated, depending on the nature of the project.

Step	Description	Comment
1	Create a project from PPM Item and maintain CAPEX/OPEX field in eligible WBS element.	CAPEX/OPEX field will be available with drop-down values for account assigned WBS elements.  Select a WBS element and pick CAPEX in the field and save.  Select another WBS element and pick OPEX in the field and save.
2	Create a Project from PPM Item and enter Maintenance Event in eligible WBS element.	Maintenance Event will be included in the search help functionality for user selection.  Maintain Maintenance Event in a level 3 or level 4 WBS element and save.
3	Create a Intercompany Recharges project and enter Trading Company Code in eligible WBS element.	Trading Company Code will be included in the search help functionality for user selection.  Maintain Trading Company Code in a WBS element and save.

## Assumptions

- The addition of Z-fields within the standard table structure ensures that standard SAP functionality remains unaffected.
- The newly introduced custom fields will be seamlessly integrated into the SAP user interface across both Fiori and GUI, ensuring consistent availability within WBS specific applications and t-codes.

## Dependencies

- New custom fields in WBS elements will be controlled using validation and substitution rules defined in the project profiles.

## Security, Integrity and Controls

Standard WBS authorization object checks will be applicable to the newly created custom fields.

## Configuration Requirements

N/A

## Language Requirements

N/A

## Special Requirements

N/A

## Design Rationale

### Functional Requirements

Custom fields are required on the WBS element master data i.e. CAPEX/OPEX, Maintenance Event, and Trading Company Code to report financial classification, maintenance tracking, and intercompany relevance.

- CAPEX/OPEX field is mandatory and identifies whether the WBS element is intended for capital investment or expense, driving downstream reporting and settlement.
- Maintenance Event field is conditionally editable and applicable only to WBS elements of project profiles "Capital/ Operational Expense" and "Operational Expense", allowing linkage to predefined maintenance cycles or events.
- Trading Company Code field is mandatory for intercompany recharge projects, ensuring accurate identification of the trading partner for intercompany billing and reconciliation.

All fields will be available in the WBS master data screen with validation, dropdowns, and standard search help to support user experience, audit-readiness, and governance compliance.

### Proposed Technology to Use

Custom fields for WBS elements will be created using SAP Enhancement Framework (CI Includes) and standard Append Structures.

### Data Source Considerations

Table	Field Name	Comments/Calculation/Field Manipulation
PRPS	ZZ_MAIN_EVT	Data source for this field will be T352R-REVNR.
PRPS	ZZ_TRADE_CC	Data source for this field will be T001-BUKRS
PRPS	ZZ_CAP_OPX	Data element will accommodate field values CAPEX, OPEX and also permit blank

### Data Validation Considerations

Table	Field Name	Comments/Calculation/Field Manipulation
PRPS	ZZ_MAIN_EVT	Upon submission with incorrect field values, this field should raise a standard validation error as defined by data element REVNI
PRPS	ZZ_TRADE_CC	Upon submission with incorrect field values, this field should raise a standard validation error as defined by data element PS_PBUKR

### Custom Tables

N/A

### Master Data

N/A

Field	Description	Data Type/Length	Validation rule/ Value Help

## Configuration Table

N/A

Field	Description	Data Type/Length	Validation rule/ Value Help

## Selection Screen Enhancement

N/A

Field Name	Description	Select:	Data Type/Length	Default Value/ Validation rule/ Value Help	Selection Logic

## Processing Logic

Create three custom fields on the WBS element (table PRPS) using the inapp extensibility framework-

1. CAPEX/OPEX
2. Maintenance Event
3. Trading Company Code

Field details-

Field	CAPEX/OPEX	Maintenance Event	Trading Company Code
Description	CAPEX/OPEX	Maintenance Event	Trading Company Code
Field ID	ZZ_CAP_OPX	ZZ_MAIN_EVT	ZZ_TRADE_CC
Table	PRPS	PRPS	PRPS
Field length	8	8	4
Data Type	CHAR	CHAR	CHAR
Data Element	Custom	REVNI	PS_PBUKR
Field Values	CAPEX OPEX Allow Blank	Standard Search help	Standard Search help
Add in User Interface (SAP Fiori)	Yes	Yes	Yes
Add in WBS CDS Views	Yes	Yes	Yes
Field catalog used for validation and substitution	Yes	Yes	Yes
Applicable Project Profiles	This field is applicable to WBS elements across all project profiles	This field is applicable to WBS elements where project profile (PROJ-PROFL) is ZPS0001 & ZPS0002	This field is applicable to WBS elements where project profile is ZPS0004 i.e. "Intercompany Recharges". PROJ-PROFL = ZPS0004
Relationship between WBS element and Project Profile	Pass WBS element in PRPS-PSPNR and pick Project number from field PRPS-PSPHI. Pass Project Number in PROJ-PSPNR and read project profile PROJ-PROFL.		

To maintain future scalability, Project Profiles should not be hardcoded in the program.

Custom fields will be added to the WBS element screen. The exact tab/screen will be decided later.

# Volumetrics

N/A

# Performance Considerations

N/A

# Error Handling

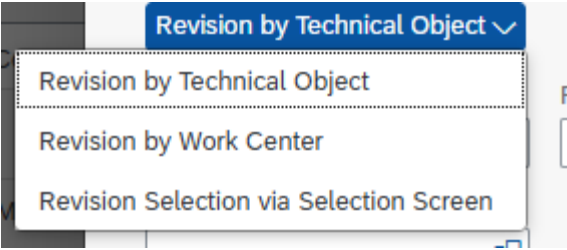
N/A

# Testing

## How to Test

Ensure that projects are created using the project profiles: ZPS0001 (Capital/ Operational Expense), ZPS0002 (Operational Expense), ZPS0003 (Statistical Expense), ZPS0004 (Intercompany Recharges), and ZPS0005 (Provisional Expense). Confirm that the three custom fields are visible in the WBS elements as per predefined logics.

## Test Conditions and Expected Results

ID	Condition	Expected Result
1.1	Create a project having project profile ZPS0001 from a PPM Item and structure WBS elements up to level 4.	Custom field "CAPEX/OPEX" & "Maintenance Event" will appear against all WBS elements.  The custom field 'Trading Company Code' will not be displayed on the WBS element screen.
1.2	Check drop down values in "CAPEX/OPEX" field	Drop down field selection will allow any of CAPEX, OPEX or blank entry.  No text entry will be allowed.
1.3	Check search help of the "Maintenance Event" field	Standard "Revision" search help will appear allowing selection of a Maintenance Event with following search criteria categories-  
1.4	Enter invalid data in the 'Maintenance Event' field and submit the entry	A standard error message will be triggered by the system
2	Create a project having project profile ZPS0002 from a PPM Item and structure WBS elements up to level 3.	Custom field "CAPEX/OPEX" & "Maintenance Event" will appear against all WBS elements.  The custom field 'Trading Company Code' will not be displayed on the WBS element screen.
3	Create a project using project profile ZPS0003 and structure WBS elements up to level 2.	Custom field "CAPEX/OPEX" will appear against all WBS elements.  The custom fields 'Maintenance Event' and 'Trading Company Code' are not displayed on the WBS element screen.

4.1	Create a project using project profile ZPS0004 and structure WBS elements up to level 2.	Custom field "CAPEX/OPEX" will appear against all WBS elements.  Custom field "Trading Company Code" will appear against all WBS elements.  The custom fields 'Maintenance Event' will not be displayed on the WBS element screen.
4.2	Check search help of the "Trading Company Code" field	Standard "Company Code" search help will appear allowing selection of a single company code.
4.3	Enter invalid data in the 'Trading Company Code' field and submit the entry	A standard error message will be triggered by the system
5	Create a project using project profile ZPS0005 and structure WBS elements up to level 2.	Custom field "CAPEX/OPEX" will appear against all WBS elements.  The custom fields 'Maintenance Event' and 'Trading Company Code' are not displayed on the WBS element screen.

## Test Considerations/Dependencies

- A2D team need to provide sample Maintenance Events for validation and testing purposes.

## Other Information

## Development Details

### Package

Package Name	Parent Package

### Enhancement Implementation

Enhancement Type	Standard Definition Name	Custom Implementation Name	Design Rationale Reference

### Other Development Objects

Object Type	Object Name	Purpose/High Level Logic	Design Rationale Reference

## Appendix

### Custom Authorization Group Naming Convention

This table is based on the Syensqo development standards document. It provides the naming conventions for authorization groups to associated with custom reports and tables to comply with security requirements.

<b>ABAP</b>	ZFI	ZMM	ZPS	ZCO	ZSD	ZBC	ZFI	ZCA
<b>TABLES</b>	ZFIT	ZMMT	ZPST	ZCOT	ZSDT	ZBCT	ZFIT	ZCAT

## See also

**File**   **Modified**

No files shared here yet.

## Change log

Version	Published	Changed By	Comment
<b>CURRENT (v. 46)</b>	<b>Apr 29, 2026 10:53</b>	<b>BIDALIA-ext, Kuldeep</b>	
v. 45	Apr 27, 2026 11:36	BIDALIA-ext, Kuldeep	
v. 44	Nov 24, 2025 12:22	WEINERT-ext, Patrick	
v. 43	Nov 18, 2025 13:46	BIDALIA-ext, Kuldeep	
v. 42	Nov 18, 2025 13:39	BIDALIA-ext, Kuldeep	
v. 41	Nov 18, 2025 13:30	BIDALIA-ext, Kuldeep	
v. 40	Nov 18, 2025 13:22	UPADHYAY-ext, Anjali	
v. 39	Nov 18, 2025 13:17	BIDALIA-ext, Kuldeep	
v. 38	Nov 18, 2025 13:16	UPADHYAY-ext, Anjali	
v. 37	Nov 18, 2025 13:08	BIDALIA-ext, Kuldeep	

[Go to Page History](#)

## Workflow history

This view shows the 5 most recent entries. The complete workflow log is available from the 'Document Activity' menu item.

Apr 30, 2026	Actor	Type	Activity	Version
Approved	UPADHYAY-ext, Anjali	State	changed state to <b>Approved</b> at 11:38 am	v46
Lead Approval	UPADHYAY-ext, Anjali	State	gave <i>POD Lead Review</i> approval at 11:38 am	
	WEINERT-ext, Patrick	State	changed expiry date to '07 May, 2026 11:21 am' at 11:21 am	
		State	changed state to <b>Lead Approval</b> at 11:21 am	v46
Tech Review	WEINERT-ext, Patrick	State	gave <i>Tech Review</i> approval at 11:21 am	
Apr 29, 2026				
	 BIDALIA-ext, Kuldeep	Edit	updated the page at 10:53 am	