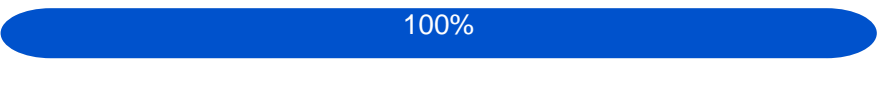


CNV-1074 Cost Centre

Status	
Owner	Soumen Laru
Stakeholders	PILLAY-ext, Lawrence WELENSKY-ext, Dave GARCIA-ext, Angel Luis GONCHIGARU-ext, Ashok

Purpose

The purpose of this document is to define the conversion approach of Cost Centre into S/4 HANA.

The document details out the field list, extraction criteria, scoping, mapping of Cost Centre object.

Cost Centres will be constructed based on the target design and a DCT (Constructed data based on Data Collection Template) will be provided to Syniti for subsequent processing. Along with the DCT, a mapping file of legacy(ECC) to target(S4) will be provided for dependent master and transaction objects.

Conversion Scope

List of source systems and approximate number of records.

Note: All the cost centres to be migrated will be collected. Therefore, Cost Centres are not going to be extracted from source and details given below is given for information purpose only.

Source	Scope	Source Approx No. of Records	Target System	Target Approx No. of Records
PF2	Cost Centre	~7,141	S4HANA	TBD
WP2	Cost Centre	~12,229	S4HANA	TBD

Additional Information

Multi-language Requirement

In the Syensqo Cost Centres, the following four language keys must be maintained:

- English (EN)
- French (FR)
- Italian (IT)
- Chinese (ZN)

Note: For certain countries it may be required to also maintain account descriptions for certain Cost Centres in local language as per regulatory requirement (e.g. Japanese) in the respective country. Such requests must be backed by supporting evidence of the underlying regulatory requirement.

Such data will be collected as part of DCT for the translation texts for Cost Centres.

Document Management

Legal Requirement

Special Requirements

Target Design

The technical design of the target for this conversion approach.

T a b l e	Field	Data Element	Field Description	D a t a T y p e	L e n g t h	Requirement	Syensqo Requirement
C S K S	KOKRS	KOKRS	Controlling Area	C H A R	4	Identifies a self-contained organizational structure for which costs can be managed. Only 1 controlling used for all legal entities. Same value across all systems (same in 3 boxes : Global instance + Composites + China).	R
C S K S	KOSTL	KOSTL	Cost Center	C H A R	10	Organizational unit in controlling used for internal reporting and responsibility accounting. The Cost center represents in syensqo context either a Plant or a GBS 'non Plant'. The Syensqo Cost Center codification must follow the naming convention. "1 + 4 + 3 + 2" See naming convention in the appendix. Or the first 5 digits represent the Profit center which makes easier the usage of Cost centers (link to the GBU) and the associated reporting (filters on dimensions cost centers / profit centers). Digit #1 = GBU Indicator S=SPEC. POLYMERS or C=COMPOSITE MATERIALS or N=NOVECARE or T=TECHNOLOGY SOLUTIONS or B=CBS... From digit 2 to 5 : 4 char. Company Code OR Plant Code. From digit 6 to 8 : 3 char Function Coding From digit 9 to 10 : 2 char Free to distinguish several cost centers to isolate costs. Illustration : S101016301	R
C S K S	DATBI	DATBI	Valid To Date	D A T S	8	Date until which the Cost center is valid.	R
C S K S	DATAB	DATAB	Valid-From Date	D A T S	8	Date from which the Cost center is valid.	R
C S K S	BKZKP	BKZKP	Lock Indicator for Actual Primary Postings	C H A R	1	Activate if need to lock the cost center for actual primary postings (cost element category '01)	R
C S K S	PKZKP	PKZKP	Lock Indicator for Plan Primary Costs	C H A R	1	Activate if need to lock the cost center for actual primary planning (cost element category '01)	R
C S K S	BUKRS	BUKRS	Company Code	C H A R	4	Company code of the cost center	R
C S K S	KOSAR	KOSAR	Cost Center Category	C H A R	1	Classifies the cost center families: Production, overhead...	R
C S K S	VERAK	VERAK	Person Responsible	C H A R	20	Name or ID of the person responsible for managing the Cost center.	R
C S K S	VERAK_USER	VERAK_USER	User Responsible	C H A R	12	SAP user ID of the responsible person.	R
C S K S	WAERS	WAERS	Currency Key	C U R Y	5	Currency used in the Cost center. Will follow the legal entity one.	R
C S K S	TXJCD	TXJCD	Tax Jurisdiction	C H A R	15	Tax Jurisdiction assigned to the cost center. May be used for Canada and US to be confirmed later	O
C S K S	PRCTR	PRCTR	Profit Center	C H A R	10	Profit center assigned to the cost center	R
C S K S	WERKS	WERKS	Plant	C H A R	4	Plant assigned to the cost center	O

C S KS	LOGSYS TEM	LOGSYST EM	Logical System	C H AR	10	System ID where the record originates or is used. Used for data migration usually. But Cost centers will be uploaded in mass. Good to track the origin for Audit purpose	O
C S KS	BKZKS	BKZKS	Lock Indicator for Actual Secondary Costs	C H AR	1	Activate if need to lock actual secondary postings (allocation and activity type posting)	C
C S KS	BKZER	BKZER	Lock Indicator for Actual Revenue Postings	C H AR	1	Activate if a need to lock actual revenue postings on the cost centre (cost element category 11/12)	C
C S KS	BKZOB	BKZOB	Lock Indicator for Commitment Update	C H AR	1	Activate if a need to lock purchase requisition and purchase order creation on the cost center	C
C S KS	PKZKS	PKZKS	Lock Indicator for Plan Secondary Costs	C H AR	1	Activate if need to lock planning secondary postings (allocation and activity type posting)	C
C S KS	PKZER	PKZER	Lock Indicator for Planning Revenues	C H AR	1	Activate if a need to lock actual revenue postings on the cost centre (cost element category 11/12)	C
C S KS	MGEFL	MGEFL	Indicator for Recording Consumption Quantities	C H AR	1	If there is a need to record quantities for G/L accounts managed by quantity. A good practice if to activate this indicator for all cost centers to be able to track and get quantities	C
C S KS	ABTEI	ABTEI	Department	C H AR	12	Name or code of the department associated with the Cost center. It will depend on the list of Cost centers : Plants or GBS ones.	R
C S KS	NKOST	NKOST	Subsequent Cost Center	C H AR	10	Cost center that replaces the current one upon deactivation. Only if change of Cost center. It will not be used in go lives Group 1 or 2 but later on during the run if some PC changes happen.	O
C S KS	LAND1	LAND1	Country Key	C H AR	3	Country code related to the Cost center's location.	O
C S KS	ANRED	ANRED	Title	C H AR	15	Title (e.g., Mr., Ms.) associated with a contact.	O
C S KS	NAME1	NAME1_GP	Name 1	C H AR	35	First line of the name or company name of the Cost center. Description of the Cost center.	O
C S KS	NAME2	NAME2_GP	Name 2	C H AR	35	Second line of the name or company name.	O
C S KS	NAME3	NAME3_GP	Name 3	C H AR	35	Third line of the name or additional details.	O
C S KS	NAME4	NAME4_GP	Name 4	C H AR	35	Fourth line of the name or additional details.	O
C S KS	ORT01	ORT01_GP	City	C H AR	35	City name in the Cost center address.	O
C S KS	ORT02	ORT02_GP	District	C H AR	35	District or region in the address.	O
C S KS	STRAS	STRAS_GP	Street and House Number	C H AR	35	Street name and house number of the Cost center location.	O
C S KS	PFACH	PFACH	PO Box	C H AR	10	PO Box address.	O
C S KS	PSTLZ	PSTLZ	Postal Code	C H AR	10	Postal code for the street address.	O
C S KS	PSTL2	PSTL2	P.O. Box Postal Code	C H AR	10	Postal code associated with the PO Box.	O
C S KS	REGIO	REGIO	Region (State, Province, County)	C H AR	3	State or regional subdivision (used in address).	O
C S KS	SPRAS	SPRAS	Language Key	L A NG	1	Language key used in texts and descriptions.	O
C S KS	TELBX	TELBX	Telebox number	C H AR	15	Telebox number (rarely used).	O
C S KS	TELF1	TELF1	First telephone number	C H AR	16	Primary contact phone number.	O

C S K S	TELF2	TELF2	Second telephone number	C H A R	16	Secondary contact phone number.	O
C S K S	TELFX	TELFX	Fax Number	C H A R	31	Fax number.	O
C S K S	KHINR	KHINR	Standard Hierarchy Area	C H A R	12	Node assignment from the standard hierarchy	R
C S K S	BUDGET_CARRYING_COST_CTR	FCO_BUDGET_CARRYING_COST_CTR	Budget-Carrying Cost Center	C H A R	10	Budget availability data - The budget owner cost center	O
C S K S	AVC_PROFILE	AVC_PROFILE	Budget Availability Control: Profile	C H A R	6	Budget availability data - The budget owner cost center	O
C S K S	AVC_ACTIVE	AVC_ACTIVE	Budget Availability Control for Cost Centers is Active	C H A R	1	Budget availability data - The budget owner cost center	O
C S K S	ZZ1_Sub_Function	ZZ1_Sub_Function	Extra custom field to store grouping on a level below the function on the cost center. This can differentiate per function, therefore this field is free-text - for the controller to decide.	C H A R	30	Free text entry	R
C S K T	SPRAS	SPRAS	Language Key	C H A R	1	Language key used in texts and descriptions.	R
C S K T	KTEXT	KTEXT	General Name	C H A R	20	General Name in the specific language	R
C S K T	KLTXT	KLTXT	Description	C H A R	40	Description in the specific language	R

Data Cleansing

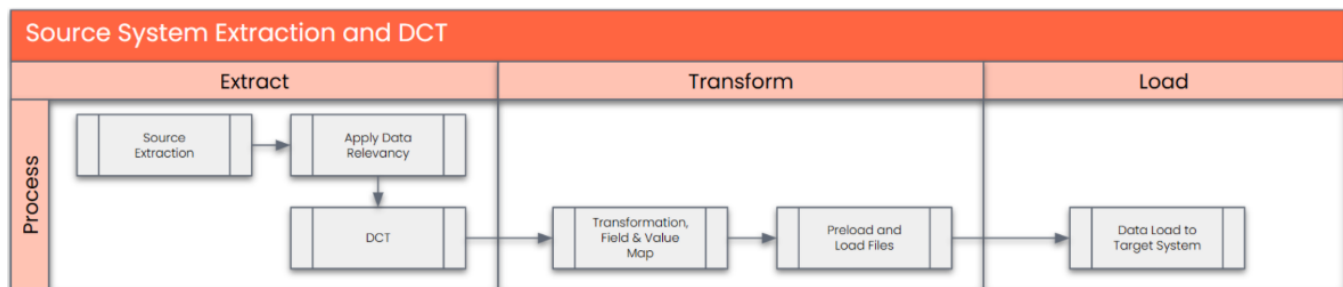
Note: Cleansing is applicable only for business and as the data for this object is collected, cleansing is not relevant for data conversion. It just helps business to reduce the mapping requirements.

ID	Criticality	Error Message/Report Description	Rule	Output	Source System
N/A					

Conversion Process

The high-level process is represented by the diagram below:

Note: When Data Source denotes DCT, no relevancy and extract rules to be applied in Syniti tool. DCT records will be collected by business Data Consultant.



Data Privacy and Sensitivity

Extraction

Req #	Requirement description	Team responsible
1.	Ensure DCT is collected on the collection template and maintained in ADM Construction page	Data team

Selection Screen

Selection Ref Screen	Parameter Name	Selection Type	Requirement	Value to be entered/set
N/A				

Data Collection Template (DCT)

Target Ready Data Collection Template will be created for data with exception of some fields which require transformation as mentioned in the transformation rule.

DCT Rules and will be used by the data collectors.

Table Name	Field Name	Field Description	Requirement
CSKS	KOKRS	Controlling Area	Identifies a self-contained organizational structure for which costs can be managed. Only 1 controlling used for all legal entities. Same value across all systems (same in 3 boxes : Global instance + Composites + China).
CSKS	KOSTL	Cost Center	Organizational unit in controlling used for internal reporting and responsibility accounting. The Cost center represents in syensqo context either a Plant or a GBS 'non Plant'. The Syensqo Cost Center codification must follow the naming convention. "1 + 4 + 3 + 2" See naming convention in the appendix. Or the first 5 digits represent the Profit center which makes easier the usage of Cost centers (link to the GBU) and the associated reporting (filters on dimensions cost centers / profit centers). Digit #1 = GBU Indicator S=SPEC. POLYMERS or C=COMPOSITE MATERIALS or N=NOVE CARE or T=TECHNOLOGY SOLUTIONS or B=CBS... From digit 2 to 5 : 4 char. Company Code OR Plant Code. From digit 6 to 8 : 3 char Function Coding From digit 9 to 10 : 2 char Free to distinguish several cost centers to isolate costs. Illustration : S101016301
CSKS	DATBI	Valid To Date	Date until which the Cost center is valid.
CSKS	DATAB	Valid-From Date	Date from which the Cost center is valid.
CSKS	BKZKP	Lock Indicator for Actual Primary Postings	Activate if need to lock the cost center for actual primary postings (cost element category '01)
CSKS	PKZKP	Lock Indicator for Plan Primary Costs	Activate if need to lock the cost center for actual primary planning (cost element category '01)
CSKS	BUKRS	Company Code	Company code of the cost center
CSKS	KOSAR	Cost Center Category	Classifies the cost center families: Production, overhead...
CSKS	VERAK	Person Responsible	Name or ID of the person responsible for managing the Cost center.
CSKS	VERAK_USER	User Responsible	SAP user ID of the responsible person.
CSKS	WAERS	Currency Key	Currency used in the Cost center. Will follow the legal entity one.
CSKS	TXJCD	Tax Jurisdiction	Tax Jurisdiction assigned to the cost center. May be used for Canada and US to be confirmed later
CSKS	PRCTR	Profit Center	Profit center assigned to the cost center

CSKS	WERKS	Plant	Plant assigned to the cost center
CSKS	LOGSYSTEM	Logical System	System ID where the record originates or is used. Used for data migration usually. But Cost centers will be uploaded in mass. Good to track the origin for Audit purpose
CSKS	BKZKS	Lock Indicator for Actual Secondary Costs	Activate if need to lock actual secondary postings (allocation and activity type posting)
CSKS	BKZER	Lock Indicator for Actual Revenue Postings	Activate if a need to lock actual revenue postings on the cost centre (cost element category 11/12)
CSKS	BKZOB	Lock Indicator for Commitment Update	Activate if a need to lock purchase requisition and purchase order creation on the cost center
CSKS	PKZKS	Lock Indicator for Plan Secondary Costs	Activate if need to lock planning secondary postings (allocation and activity type posting)
CSKS	PKZER	Lock Indicator for Planning Revenues	Activate if a need to lock actual revenue postings on the cost centre (cost element category 11/12)
CSKS	MGEFL	Indicator for Recording Consumption Quantities	If there is a need to record quantities for G/L accounts managed by quantity. A good practice if to activate this indicator for all cost centers to be able to track and get quantities
CSKS	ABTEI	Department	Name or code of the department associated with the Cost center. It will depend on the list of Cost centers : Plants or GBS ones.
CSKS	NKOST	Subsequent Cost Center	Cost center that replaces the current one upon deactivation. Only if change of Cost center. It will not be used in go lives Group 1 or 2 but later on during the run if some PC changes happen.
CSKS	LAND1	Country Key	Country code related to the Cost center's location.
CSKS	ANRED	Title	Title (e.g., Mr., Ms.) associated with a contact.
CSKS	NAME1	Name 1	First line of the name or company name of the Cost center. Description of the Cost center.
CSKS	NAME2	Name 2	Second line of the name or company name.
CSKS	NAME3	Name 3	Third line of the name or additional details.
CSKS	NAME4	Name 4	Fourth line of the name or additional details.
CSKS	ORT01	City	City name in the Cost center address.
CSKS	ORT02	District	District or region in the address.
CSKS	STRAS	Street and House Number	Street name and house number of the Cost center location.
CSKS	PFACH	PO Box	PO Box address.
CSKS	PSTLZ	Postal Code	Postal code for the street address.
CSKS	PSTL2	P.O. Box Postal Code	Postal code associated with the PO Box.
CSKS	REGIO	Region (State, Province, County)	State or regional subdivision (used in address).
CSKS	SPRAS	Language Key	Language key used in texts and descriptions.
CSKS	TELBX	Telebox number	Telebox number (rarely used).
CSKS	TELF1	First telephone number	Primary contact phone number.
CSKS	TELF2	Second telephone number	Secondary contact phone number.
CSKS	TELFX	Fax Number	Fax number.
CSKS	KHINR	Standard Hierarchy Area	Node assignment from the standard hierarchy
CSKS	BUDGET_CARRYING_COST_CTR	Budget-Carrying Cost Center	Budget availability data - The budget owner cost center
CSKS	AVC_PROFILE	Budget Availability Control: Profile	Budget availability data - The budget owner cost center
CSKS	AVC_ACTIVE	Budget Availability Control for Cost Centers is Active	Budget availability data - The budget owner cost center
CSKS	CSKS-ZZ1_Sub_Function	Subfunction	Extra custom field to store grouping on a level below the function on the cost center. This can differentiate per function, therefore this field is fee-text - for the controller to decide.

CSKT	SPRAS	Language Key	Language in Which Texts Are Saved Language in which cost center texts are saved. If the language is not filled, logon language is used as default to save the cost center text. "In the Syensqo Cost centers, the following four language keys must be maintained: - English (EN) - French (FR) - Italian (IT) - Chinese (ZN) Additionally, fill in the name and description for the language key based on following rules: 1. English version always fully needed 2. For countries where the languages FR, IT or ZN are relevant, fill in the correct translation 3. For the remaining languages, fill in the english version
CSKT	KTEXT	General Name	General Name in the specific language
CSKT	KLTXT	Description	Description in the specific language

Descriptions will be collected on multiple languages and therefore a detail page to created and linked to the main page

Table Name	Field Name	Field description	Rule
CSKS	KOKRS	Controlling Area	1 unique value for all PC.
CSKS	KOSTL	Cost Center	
CSKT	DATBI	Valid To Date	
CSKT	SPRAS	Language Key	Language in Which Texts Are Saved Language in which cost center texts are saved. If the language is not filled, logon language is used as default to save the cost center text. "In the Syensqo Cost centers, the following four language keys must be maintained: - English (EN) - French (FR) - Italian (IT) - Chinese (ZN) Additionally, fill in the name and description for the language key based on following rules: 1. English version always fully needed 2. For countries where the languages FR, IT or ZN are relevant, fill in the correct translation 3. For the remaining languages, fill in the english version
CSKT	KTEXT	KTEXT	General Name Max Length of the text allowed: 20
CSKT	LTEXT	LTEXT	Description Max Length of the text allowed: 40

Extraction Dependencies

Item #	Step description	Team responsible
1	N/A	

Transformation

The Target fields are mapped to the applicable Legacy field that will be its source, this is a 3-way activity involving the Business, Functional team and Data team. This identifies the transformation activity required to allow to make the data Target ready:

1. Perform value mapping and data transformation rules.
 - a. Legacy values are mapped to the to-be values (this could include a default value)
 - b. Values are transformed according to the rules defined in
2. Prepare target-ready data in the structure and format that is required for loading via prescribed Load Tool. This step also produces the load data ready for business to perform Pre-load Data Validation

Transformation Run Sheet

Item #	Step description	Team responsible
1.	Ensure all the fields that require value mapping, as stipulated Mapping tables, have the latest signed-off mapping files imported into toolMigrate.	Data team
2.	In tool, select the Object Cost Centre	Data team
3.	Go to Process Area Launch and Process the Object - Cost Centre - Cost Centre	Data team
4.	Launch the Objects to execute transformation.	Data team
5.	Monitor the transformation progress and ensure performance and completion is within allowed timeframe	Data team
6.	Generate Pre-Load reports .	Data team
7.	Generate data load count.	Data team
8.	Log errors as defects, if any and address resolutions. Close defects.	Data team
9.	Re-transform and re-validate the Pre-load reports if necessary.	Data team
10.	Validate the transformed file as part of pre-load validation, raise data defects or provide the pre-load sign-off.	Business
11.	Analyse and resolve any pre-load defects logged by business.	Data team
12.	Repeat steps 6 to 11 if necessary	Data team
13.	Proceed to pre-load validations	Data team

Transformation Rules

Rule #	Source system	Source Table	Source Field	Source description	Target system	Target Table	Target Field	Target description	Transformation logic
1	ECC-DCT	CSKS	KOKRS	Controlling Area	S4HANA	CSKS	KOKRS	Controlling Area	Copy From DCT as is
2	ECC-DCT	CSKS	KOSTL	Cost Center	S4HANA	CSKS	KOSTL	Cost Center	Copy From DCT as is
3	ECC-DCT	CSKS	DATBI	Valid To Date	S4HANA	CSKS	DATBI	Valid To Date	Copy From DCT as is
4	ECC-DCT	CSKS	DATAB	Valid-From Date	S4HANA	CSKS	DATAB	Valid-From Date	Copy From DCT as is
5	ECC-DCT	CSKS	BKZKP	Lock Indicator for Actual Primary Postings	S4HANA	CSKS	BKZKP	Lock Indicator for Actual Primary Postings	Copy From DCT as is
6	ECC-DCT	CSKS	PKZKP	Lock Indicator for Plan Primary Costs	S4HANA	CSKS	PKZKP	Lock Indicator for Plan Primary Costs	Copy From DCT as is
7	ECC-DCT	CSKS	BUKRS	Company Code	S4HANA	CSKS	BUKRS	Company Code	Copy From DCT as is
8	ECC-DCT	CSKS	KOSAR	Cost Center Category	S4HANA	CSKS	KOSAR	Cost Center Category	Copy From DCT as is
9	ECC-DCT	CSKS	VERAK	Person Responsible	S4HANA	CSKS	VERAK	Person Responsible	Copy From DCT as is
10	ECC-DCT	CSKS	VERAK_USER	User Responsible	S4HANA	CSKS	VERAK_USER	User Responsible	Copy From DCT as is
11	ECC-DCT	CSKS	WAERS	Currency Key	S4HANA	CSKS	WAERS	Currency Key	Copy From DCT as is
12	ECC-DCT	CSKS	TXJCD	Tax Jurisdiction	S4HANA	CSKS	TXJCD	Tax Jurisdiction	Copy From DCT as is
13	ECC-DCT	CSKS	PRCTR	Profit Center	S4HANA	CSKS	PRCTR	Profit Center	Copy From DCT as is
14	ECC-DCT	CSKS	WERKS	Plant	S4HANA	CSKS	WERKS	Plant	Copy From DCT as is
15	ECC-DCT	CSKS	LOGSYSTEM	Logical System	S4HANA	CSKS	LOGSYSTEM	Logical System	Copy From DCT as is
16	ECC-DCT	CSKS	BKZKS	Lock Indicator for Actual Secondary Costs	S4HANA	CSKS	BKZKS	Lock Indicator for Actual Secondary Costs	Copy From DCT as is
17	ECC-DCT	CSKS	BKZER	Lock Indicator for Actual Revenue Postings	S4HANA	CSKS	BKZER	Lock Indicator for Actual Revenue Postings	Copy From DCT as is
18	ECC-DCT	CSKS	BKZOB	Lock Indicator for Commitment Update	S4HANA	CSKS	BKZOB	Lock Indicator for Commitment Update	Copy From DCT as is

19	ECC-DCT	CSKS	PKZKS	Lock Indicator for Plan Secondary Costs	S4HANA	CSKS	PKZKS	Lock Indicator for Plan Secondary Costs	Copy From DCT as is
20	ECC-DCT	CSKS	PKZER	Lock Indicator for Planning Revenues	S4HANA	CSKS	PKZER	Lock Indicator for Planning Revenues	Copy From DCT as is
21	ECC-DCT	CSKS	MGEFL	Indicator for Recording Consumption Quantities	S4HANA	CSKS	MGEFL	Indicator for Recording Consumption Quantities	Copy From DCT as is
22	ECC-DCT	CSKS	ABTEI	Department	S4HANA	CSKS	ABTEI	Department	Copy From DCT as is
23	ECC-DCT	CSKS	NKOST	Subsequent Cost Center	S4HANA	CSKS	NKOST	Subsequent Cost Center	Copy From DCT as is
24	ECC-DCT	CSKS	LAND1	Country Key	S4HANA	CSKS	LAND1	Country Key	Copy From DCT as is
25	ECC-DCT	CSKS	ANRED	Title	S4HANA	CSKS	ANRED	Title	Copy From DCT as is
26	ECC-DCT	CSKS	NAME1	Name 1	S4HANA	CSKS	NAME1	Name 1	Copy From DCT as is
27	ECC-DCT	CSKS	NAME2	Name 2	S4HANA	CSKS	NAME2	Name 2	Copy From DCT as is
28	ECC-DCT	CSKS	NAME3	Name 3	S4HANA	CSKS	NAME3	Name 3	Copy From DCT as is
29	ECC-DCT	CSKS	NAME4	Name 4	S4HANA	CSKS	NAME4	Name 4	Copy From DCT as is
30	ECC-DCT	CSKS	ORT01	City	S4HANA	CSKS	ORT01	City	Copy From DCT as is
31	ECC-DCT	CSKS	ORT02	District	S4HANA	CSKS	ORT02	District	Copy From DCT as is
32	ECC-DCT	CSKS	STRAS	Street and House Number	S4HANA	CSKS	STRAS	Street and House Number	Copy From DCT as is
33	ECC-DCT	CSKS	PFACH	PO Box	S4HANA	CSKS	PFACH	PO Box	Copy From DCT as is
34	ECC-DCT	CSKS	PSTLZ	Postal Code	S4HANA	CSKS	PSTLZ	Postal Code	Copy From DCT as is
35	ECC-DCT	CSKS	PSTL2	P.O. Box Postal Code	S4HANA	CSKS	PSTL2	P.O. Box Postal Code	Copy From DCT as is
36	ECC-DCT	CSKS	REGIO	Region (State, Province, County)	S4HANA	CSKS	REGIO	Region (State, Province, County)	Copy From DCT as is
37	ECC-DCT	CSKS	SPRAS	Language Key	S4HANA	CSKS	SPRAS	Language Key	Copy From DCT as is
38	ECC-DCT	CSKS	TELBX	Telebox number	S4HANA	CSKS	TELBX	Telebox number	Copy From DCT as is
39	ECC-DCT	CSKS	TELF1	First telephone number	S4HANA	CSKS	TELF1	First telephone number	Copy From DCT as is
40	ECC-DCT	CSKS	TELF2	Second telephone number	S4HANA	CSKS	TELF2	Second telephone number	Copy From DCT as is
41	ECC-DCT	CSKS	TELFX	Fax Number	S4HANA	CSKS	TELFX	Fax Number	Copy From DCT as is
42	ECC-DCT	CSKS	KHINR	Standard Hierarchy Area	S4HANA	CSKS	KHINR	Standard Hierarchy Area	Copy From DCT as is
43	ECC-DCT	CSKS	BUDGET_CARRYING_COST_CTR	Budget-Carrying Cost Center	S4HANA	CSKS	BUDGET_CARRYING_COST_CTR	Budget-Carrying Cost Center	Copy From DCT as is
44	ECC-DCT	CSKS	AVC_PROFILE	Budget Availability Control: Profile	S4HANA	CSKS	AVC_PROFILE	Budget Availability Control: Profile	Copy From DCT as is
45	ECC-DCT	CSKS	AVC_ACTIVE	Budget Availability Control for Cost Centers is Active	S4HANA	CSKS	AVC_ACTIVE	Budget Availability Control for Cost Centers is Active	Copy From DCT as is
46	ECC-DCT	CSKS	ZZ1_Sub_Function	Subfunction	S4HANA	CSKS	ZZ1_Sub_Function	Subfunction	Copy From DCT as is
47	ECC-DCT	CSKT	SPRAS	Language Key	S4HANA	CSKT	SPRAS	Language Key	Copy From DCT as is
48	ECC-DCT	CSKT	KTEXT	General Name	S4HANA	CSKT	KTEXT	General Name	Copy From DCT as is
49	ECC-DCT	CSKT	KLTXT	Description	S4HANA	CSKT	KLTXT	Description	Copy From DCT as is

Transformation Mapping

Note: No Mapping applicable here as this data object is a collect object.

Mapping Table Name	Mapping Table Description
N/A	

Transformation Dependencies

List the steps that need to occur before transformation can commence

Item #	Step Description	Team Responsible
1	Constructed Data of Cost Centre is Received	Data Team
2	Profit Centre Loading is Carried out	Data Team

Pre-Load Validation

Project Team

Completeness

Task	Action
Generation of Pre-load reports	<u>Mandatory field check.</u> Cost Centre Hierarchy Mapped Person Responsible Mapped Cost Centre Category Mapped Cost Centre user Responsible Mapped
Reconciliation of total	<u>Record Count</u> Summary of Record Counts from Constructed dataset, Valid and Invalid record set.

Accuracy

Task	Action
Mandatory field mapping and transformation	Review the data report to ensure mapping value is not missing in tool. Capture errors in the Data Error report.

Business

Completeness

Task	Action
Verify record count in Pre-load reports by region	Confirm the Preload File contains all the records in scope of migration based on the DCT (Data Construction Template)

Accuracy

Task	Action
Conversion accuracy	Verify Profit Centres are transformed accurately as per endorsed transformation/mapping rules. Review error reports in tool for any mismatch or missing transformed values.

Load

Loading will be done through migration cockpit and therefore, data from the transformation export view to be exported into the load file format. export views to be prepared based on the field list from the load template attached.



The load process includes:

1. Execute the automated data load into target system using load tool or product the load file if the load must be done manually
2. Once the data is loaded to the target system, it will be extracted and prepared for Post Load Data Validation

Additional export view for the descriptions in additional languages to be created as is from [detail page DCT](#)

Note: Description translation will be loaded using tcode SE63. LSMW will be created based on the tcode SE63 to enable mass upload of this data. However, further checks will be done to check if some Fiori App could be used for uploading.

Load Run Sheet

Item	Step description	Team responsible
1	Ensure the load tools are transported into the correct tool instance.	Data team
2	Ensure DCTs and all required mappings are submitted and complete	Data team
3	Ensure Pre-load sign-offs are obtained.	Data team
4	Execute tool Trial Balance Upload	Data team
5	Generate the post load reports in tool.	Data team
6	Log errors as defects, if any and address resolutions. Close defects.	Data team
7	Resolve defects by reupload and re-generate post load reports if necessary.	Data team
8	Business to validate the post load files as part of post-load validation, raise data defects or provide the post-load sign-off.	Business
9	Repeat steps 5 to 7 if necessary.	Data team

Load Phase and Dependencies

Configuration

Item #	Configuration item
1.	Controlling area related configuration
2.	Standard Hierarchy Maintained

Conversion Objects

Object #	Preceding Object Conversion Approach
1073	Profit centre

Error Handling

Error type	Error description	Action taken
Profit Centre does not exist	Profit centre does not exist in company code	Ensure the profit centre mapping is correct and or create the profit centre if it is valid

Post-Load Validation

Project Team

Completeness

Task	Action
Reconciliation of Record Count	Confirm all the Cost Centres listed in the Construction file (DCT) are part of target load file.

Accuracy

Task	Action
Check values in key fields for accuracy	<p>Post-load reports will have the same structure as the load file and some additional columns as required to facilitate the post load validation.</p> <p><u>Any</u> mismatch will be reported under the Post Load - Error report.</p> <p>Each Column will have Source field, target field and Matching Status. (XXXX_DCT, XXXX_S4HANA, XXXX_MATCH). A loading status field to show the record is loaded in S/4HANA. Also, a field to unmatched fields in the Post-Load file.</p>

Business

Completeness

Task	Action
Record Count Check	<p>Review the record count report from the Data Team and ensure it is correct by cross-checking with the record count confirmed during Pre-load Business Validations</p> <p>Business will check list of Cost Centre by extracting data from CSKS table using tcode SE16N.</p>

Accuracy

Task	Action
Complete Check	Post-Load File contains matching status of each field.
Spot check	Business should choose some business partners and perform comprehensive check of open items, payment terms etc Such partners should have huge number of open items or be critical for payment runs in S4 or have certain complexity in conversion.

Key Assumptions

- Master Data Standard is up to date as on the date of documenting this conversion approach and data load.
- is in scope based on data design and any exception requested by business.

Change log

Version	Published	Changed By	Comment
CURRENT (v. 43)	Nov 21, 2025 14:11	LARU-ext, Soumen	
v. 42	Nov 05, 2025 10:43	LARU-ext, Soumen	
v. 41	Nov 03, 2025 06:41	LARU-ext, Soumen	
v. 40	Nov 03, 2025 06:39	LARU-ext, Soumen	
v. 39	Oct 12, 2025 14:23	LARU-ext, Soumen	
v. 38	Sept 29, 2025 09:24	GARCIA-ext, Angel Luis	
v. 37	Sept 23, 2025 22:22	PILLAY-ext, Lawrence	
v. 36	Sept 23, 2025 11:09	LARU-ext, Soumen	
v. 35	Sept 15, 2025 10:41	LARU-ext, Soumen	
v. 34	Sept 15, 2025 10:38	LARU-ext, Soumen	


[Go to Page History](#)





Workflow history

Title	Last Updated By	Updated	Status
There are no pages at the moment.			

Workflow history

This view shows the 5 most recent entries. The complete workflow log is available from the 'Document Activity' menu item.

From Nov 05, 2025 to Nov 21, 2025	Actor	Type	Activity	Version
Approved	 LARU-ext, Soumen	Edit	updated the page at 10:43 am	
Nov 03, 2025				

	 MUTHUSAMY-ext, Kunalan	State	changed state to Approved at 10:11 am (State override)	v41
Edited following Tech Review	 MUTHUSAMY-ext, Kunalan	State	gave <i>Minor change</i> approval at 10:11 am	
	 LARU-ext, Soumen	Edit	updated the page at 6:39 am	
	 LARU-ext, Soumen	State	changed state to Edited following Tech Review at 5: 39 am	v40
