

ERP-111 Integration Process - Currency Conversion Rates Integration from CPI to Ariba Sourcing

Status	Approved
Owner	
Stakeholders	
Jira Request ID	<div style="border: 1px solid orange; padding: 5px;">  ERP-38 - Jira project doesn't exist or you don't have permission to view it. </div>
Jira Development ID	<div style="border: 1px solid orange; padding: 5px;">  ERP-111 - Jira project doesn't exist or you don't have permission to view it. </div>

High- Level Specification

Application System (Source)	Syniti
Application System (Target)	SAP Ariba Sourcing
Source System Interface	ERP-110
Target System Interface	Standard Integration with Ariba Sourcing via CIG
Business Process Reference	

Functional Overview

CIG add-on provides standard integration program to integrate some master data from SAP ERP system into Ariba.

However, for the Currency Conversion Rates, the source will be the ECC custom code as this data is also required for other sources.

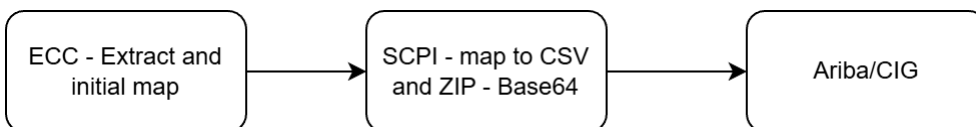
The middleware to be used to implement the end-to-end integration will be SCPI. This document will explain integration point of ECC to SCPI.

Scope and Objectives

Below is the required Master Data for Ariba Guided Sourcing that need to be interfaced.

- CurrencyConversionRate.csv

Process Flow Diagram



Step	Description	Comment
1	The execution of the interface is triggered as per the defined job schedule - once daily in ECC (batch job) ECC generates an outbound data flow using rules/logic setout in ERP-110	

2	SCPI then maps, zips and base64 encodes the data into a payload and adds additional segments required for success in CIG processing	
3	CIG will push the payload request to the Ariba Parent endpoint, The data in the CSV file get uploaded into Ariba Parent and replicated to Ariba Sourcing realm	

Assumptions

- SCPI uses CIG standard SOAP format both for connectivity and pushing the data to CIG

Dependencies

- System interface from ECC to generate the Currency Conversion Rate proxy.
- A scheduled job which will run once daily, is created in ECC to push the formatted data into SCPI Ariba CIG

Security, Integrity and Controls

The following are the Security and Authorization considerations for this interface:

- Define a Web Services Security certificate and/or the shared secret key to use to secure the End Point connection.
- Access to interface parameters in SAP Ariba Sourcing are being addressed by Ariba standard security controls. Only authorized person with Ariba administrator's role can access/ change interface parameters.
- Web service security configuration allows secure communications protocol provides a means for applying security to Web services.

Configuration Requirements

- When interfacing Currency Conversion Rates into Ariba Procurement solution (Buying realm) and make it available for use in Ariba Sourcing solution, for suite-integrated sites:
 - Enable the parameter Application.AQS.EnableCurrencyConversionRateSetSync
 - Enable [SAP Integration Suite, managed gateway for spend management](#) and [SAP Business Network \(Europe Data Center\)](#) or CIG in SAP Ariba > Core Administration > Integration Manager > Managed Gateway for Spend&Network

Special Requirements

Not applicable

Design Rationale

Since there is no S/4HANA system for R2, it is needed to use another system as source. ECC can be used in a non-standard iflow integration to allow for additional systems like icertis to leverage the flow of data at the same time .

Data Structure

Source Structure

The following fields will be used to provide the required information for this interface:

Source Structure is based on the following XSD [ExchangeRateSchemaECC.xsd](#)

Field	Description
FromCurrency	ISO Currency
ToCurrency	ISO Currency
RateIdentifier	concatenation of source destination with a :
ValidFrom	start date of rate
Rate	

Target Structure

The following fields will be used to provide the required information for this interface:

The target Structure is CSV in the payload with additional XML elements wrapping

Field	Description	TYPE	
realm	7452310-SS-T	Configuration	Sourcing realm ID in Supplemental site, a different realm ID would be used for Sourcing realm Test and Production sites
event	Import External System Master Data	Constant	Value for event parameter for Ariba Sourcing realm is Import External System Master Data. But when interfacing the same file to Procurement (Buying realm), event value should be set to Import Batch Data .
operation	Load And Delete	Constant	Full load, all CSVs must contain all the active data that can be used for Sourcing
systemId	<Syniti_DEV>	Configuration	This is the same ERP System ID - ECC or S4HANA setup in CIG and in Administration > Master Data Manager > External System Configuration
Solution	Sourcing	Constant	When interfacing the Currency Conversion Rates into Sourcing realm, solution value should be Sourcing. But when interfacing the same file to Procurement (Buying realm), solution value should be Buyer .
content Type	application.zip	Constant	File type of the attachment
filename	<File name of the zipped CurrencyConversionRate.csv file>	Constant	
Content	Encoded Base64 format of the attached zipped file	Mapping and Constants	UTF-8 FromCurrency,UniqueName,ToCurrency,Rate,Date "source.FromCurrency","source.RateIdentifier","source.ToCurrency","source.Rate","source.ValidFrom" repeated per line in inbound data

Processing within Source

- Extract and transform creating the base data required by Ariba/Icertis

Processing within Middleware

- SCPI will receive the XML from ECC
- The CSV filename should be followed as shown below. The zip filename can be anything but the recommendation is to have a date stamp (CurrencyConversionRate_07222025.zip)
 - CurrencyConversionRate.csv
- SCPI will embed the zipped CSV files in base64 to CIG via the CIG endpoint URL (as stated below) following the standard SOAP message structure
 - CIG endpoint URL for Master Data (EU Data Center):
Test instance: <https://test-integration.eu.managedgateway.cloud.sap/cxf/receiveERPMD> (NEW URL should be used) ; <https://testacig.ariba.com/cxf/receiveERPMD> (OLD, to be decommissioned on Jan 31, 2026)
Production instance: <https://integration.eu.managedgateway.cloud.sap/cxf/receiveERPMD> (NEW URL should be used); <https://acig.ariba.com/cxf/receiveERPMD> (OLD, to be decommissioned on Jan 31, 2026)
 - Basic Authorization - setup with CIG PUser and password
 - Parameters:
- Below is the sample payload request of Currency Conversion Rate interfaced to Sourcing realm as well as the zipped CSV file embedded on the payload.
- To upload the Currency Conversion Rates into Ariba Buying solution, the soap message will be the same for the Sourcing MD except for some differences as stated below:
 - The Ariba event name to be called is Import Batch Data
 - Value for the Solution parameter will be Buyer

```

<?xml version="1.0" encoding="UTF-8" standalone="no" ?>
<Envelope xmlns="http://schemas.xmlsoap.org/soap/envelope/" xmlns:prx="urn:sap.com:proxy:D17:/1SAI/TASD374B56E2385E7E70622:731">
  <Header>
    <Parameters>
      <Parameter name="LUUID">
        <value>0050569ABD901FE096EA353835C15261</value>
      </Parameter>
      <Parameter name="realm">
        <value>745255310-SS-T</value>
      </Parameter>
      <Parameter name="fullload">
        <value>true</value>
      </Parameter>
      <Parameter name="event">
        <value>Import Batch Data</value>
      </Parameter>
      <Parameter name="clienttype">
        <value>DirectConnect</value>
      </Parameter>
      <Parameter name="clientversion">
        <value>Addon- Direct Connectivity</value>
      </Parameter>
      <Parameter name="clientinfo">
        <value>Multiple Terminal Id or No Terminal</value>
      </Parameter>
      <Parameter name="SystemId">
        <value>M23CLNT100</value>
      </Parameter>
      <Parameter name="Solution">
        <value>Buyer</value>
      </Parameter>
    </Parameters>
  </Header>
  <AttachmentFolder contentID="FOL3300000000004EXT39000000000138" contentTvoe="application/zio" fileName="000000000002148638 on


```

- Below is the sample payload request of Currency Conversion Rate interfaced to Buying realm, same zipped CSV file used on the Sourcing sample above.
- SCPI will trigger the scheduled job (once daily) to send the formatted data to Ariba

Processing within Target

Ariba Master Data Import tasks enables exchange of data between SAP ERP and SAP Ariba Sourcing using SAP Integration Suite, Managed Gateway for Spend Management and SAP Business Network.

Interface Dependency

 ERP-110 - Jira project doesn't exist or you don't have permission to view it.

Interface Constraints

The maximum file size for a CSV or ZIP that is imported via the Ariba Administration area is 40MB, this applies to all Ariba solutions.

The same "Import Master Batch Data" event is triggered for the other master data below, which should be considered during batch job scheduling if they will be interfaced and will be zipped separately.

PLIERS **ADMINISTRATION** MORE... Recent Manage Create

File Contents of Multiple File Upload Task "Import Master Data Batch Pull" Done

Zip File Contents 1	Description	Operation
Address.csv	Defines addresses for your configuration.	Load
ClassificationCodeMap.csv	Defines mappings between commodity codes in different domains.	Load And Delete
CommodityCode.csv	Defines commodity codes for your configuration.	Update
CurrencyConversionRate.csv	Defines currency conversion rates for your configuration.	Load
CustomSharedUser.csv	Defines enterprise users for your configuration. The import file is a CSV file without group membership information	Load
Departments.csv	Defines departments for your configuration.	Load
Groups.csv	Custom Groups	Update Elements Only
GroupSharedUserMap.csv	Group/User Relationships	Update Elements Only
OrgWithVendorKeyDetailsImport.csv	Import organization with vendor keys in csv formats	Load
OrgWithVendorKeyHeaderImport.csv	Import organization with vendor keys in csv formats	Load
Products.csv	Defines products for your configuration.	Load
Regions.csv	Defines region codes for your configuration.	Update
SupplierOrganization.csv	Supplier Organizations	Load
SupplierOrganizationOrganizationIDPart.csv	Supplier Organization ID	Load
SupplierParentOrganizationImport.csv	Defines hierarchical relationships between supplier organizations	Load
UnitsOfMeasure.csv	Defines units of measure for your configuration.	Load

Delivery Requirements

The job to trigger this interface will be scheduled to run once daily, in SCPI after it receives the file from Syniti system

Delta or Full Load Requirements

The CSV file will contain the delta. The way Ariba loads these rates are technically in delta mode.

Interface Alert & Monitoring

The following should be monitored:

- Interface is active (both inbound, process and outbound component)
- Failures on inbound, processing and outbound side need to be handled (restart, if still failure; skip and communicate)
- Messages are processed in reasonable time (XX elapse time)

Interface Reporting

There are no specific reporting requirements for this interface.

Language Requirements

Not Applicable

User Interface Requirements

Not Applicable

Volumetrics

Once per day - assuming no failures

Number of records in each individual execution is setup in the ECC system interface - [ERP-110](#)

Performance Consideration

No specific considerations given the small volume of data and non-urgent nature

Error Handling

The interfaces are based on standard integration content, mainly standard data mapping, so errors are unlikely but there are still foreseeable error scenarios related to data selection, data content, or data mapping.

Administrators can check errors using the following methods:

- Configure email notification alerts on the SAP Ariba application system to receive notification when an error occurs. This enables the administrator to log in to the SAP Ariba application to check the details of the errors.
- Directly log in to the SAP Ariba application, go to Administration or Core Administration > Integration Manager > CIG (Managed Gateway for Spend&Network) > Visit the SAP Integration Suite, managed gateway for spend management and SAP Business Network (Europe Data Center) and check the details of the error.
- Directly log in to the SAP Ariba application, go to Administration or Core Administration > Integration Manager or Site Manager > Import (Import Master Data Batch Pull) and check the details of the errors.
- To correct the error, the administrator must ensure that the data inconsistency is resolved in the ECC system and then must rerun the tasks for the Master Data again from the source system.

Testing

How to Test

Test Conditions and Expected Results

ID	Condition	Expected Results
	Currency Conversion Rates are valid and complete	Data will be loaded to Ariba Parent realm and replicated to Ariba Sourcing
	Rates for specific currency is updated	Updated rate is loaded to Ariba Parent and replicated to Ariba Sourcing

Test Considerations/Dependencies

Test data need to be available in ECC.

Other Information

Development Details

Package

Package Name	Parent Package

Other Development Objects

Object Type	Object Name	Purpose/High Level Logic	Design Rationale Reference
Integration Flow		Convert ZIP into Base64 send to CIG	

Configuration Requirements

Configure "Syniti_to_Ariba_Currency_Conversion"

Sender	Receiver	More
<hr/>		
Type:	All Parameters	
ariba_realm:	745255310-SS-T	
erp_system:	M23CLNT100	

Appendix

See also

File	Modified
File ExchangeRateSchemaECC.xsd	Nov 04, 2025 by MCARTHUR-ext, Richard
File -Untitled Diagram-1762235379283.tmp draw.io Draft	Nov 04, 2025 by MCARTHUR-ext, Richard
File Untitled Diagram-1762235379283 draw.io diagram	Nov 04, 2025 by MCARTHUR-ext, Richard

[Download All](#)

Change log






Version	Published	Changed By	Comment
CURRENT (v. 21)	Dec 09, 2025 14:25	MCARTHUR-ext, Richard	
v. 20	Dec 09, 2025 14:08	MCARTHUR-ext, Richard	
v. 19	Nov 18, 2025 16:45	MARGALO-ext, Oyie	Adde the New CIG Test and CIG PROD URLs to be used in CPI as the old one will be decomis
v. 18	Nov 12, 2025 15:20	EPASINGHE-ext, Kapila	
v. 17	Nov 10, 2025 03:16	MCARTHUR-ext, Richard	
v. 16	Nov 10, 2025 03:09	MCARTHUR-ext, Richard	
v. 15	Nov 04, 2025 08:59	MCARTHUR-ext, Richard	
v. 14	Nov 04, 2025 08:57	MCARTHUR-ext, Richard	
v. 13	Nov 04, 2025 07:25	MCARTHUR-ext, Richard	
v. 12	Sept 03, 2025 05:05	MCARTHUR-ext, Richard	

[Go to Page History](#)

Workflow history

This view shows the 5 most recent entries. The complete workflow log is available from the 'Document Activity' menu item.

Dec 09, 2025	Actor	Type	Activity	Version
--------------	-------	------	----------	---------

Approved	 MCARTHUR-ext, Richard	Edit	updated the page at 2:08 pm	
Dec 02, 2025				
	WENNINGER-ext, Sascha	State	changed state to Approved at 12:50 pm	v19
Edited following Approval	WENNINGER-ext, Sascha	State	gave <i>Minor change</i> approval at 12:50 pm <i>updated to reflect design changes</i>	
From Nov 04, 2025 to Nov 18, 2025				
	EPASINGHE-ext, Kapila , MCARTHUR-ext, Richard and MARGALLO-ext, Oyie	Edit	multiple updates from  EPASINGHE-ext, Kapila ,  MCARTHUR-ext, Richard and  MARGALLO-ext, Oyie	
	 MCARTHUR-ext, Richard	State	changed state to Edited following Approval at 6:25 am	v13