







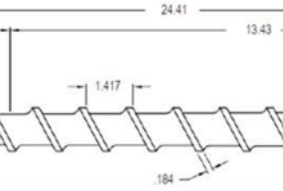




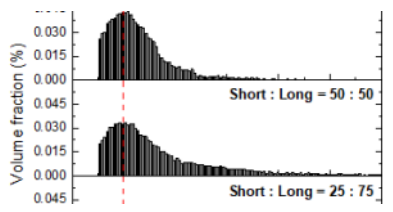


long glass/carbon fibers

APPLICATIONS	THEORY, KNOWLEDGE & MODEL	CAPABILITIES
<p>Long Fiber Thermoplastics (LFTs)</p>  <p>Fiber skeleton (as retrieved after burning off the resin)</p>	<p>Relation ship between energy notched (KJ) and fiber strength</p> 	<p>LFT injection molding machine screws in ALP</p> 
<p>LFT Grade list</p> 	<p>Fiber length characterization</p> 	<p>Fiber length characterization</p>
<p>Automotive</p> 	<p>Moldflow simulation to evaluate LFT screw design</p> 	<p>Moldflow simulation to evaluate LFT screw design</p>
<p>Construction</p> 	<p>Innovative LFT Screw Design</p> 	<p>Innovative LFT Screw Design</p>
<p>Industrial</p> 	<p>Prediction and validation of the LFT mechanical behavior (VE)</p> 	<p>Prediction and validation of the LFT mechanical behavior (VE)</p>
<p>Sport & Leisure</p> 	<p>Diagram illustrating fiber behavior during shearing: Sheared as melted, Shear melting, Fiber surviving, Fiber breaking</p> 	<p>Diagram illustrating fiber behavior during shearing: Sheared as melted, Shear melting, Fiber surviving, Fiber breaking</p>
<p>Healthcare</p> 	<p>Healthcare application image</p>	<p>Healthcare application image</p>

B
l
e
n
d
i
n
g
o
f
s
h
o
r
t
a
n
d
l
o
n
g
f
i
b
e
r
s



N
u
m
b
e
r
-
a
v
e
r
a
g
e
l
e
n
g
t
h
(L_n)
a
n
d
w
e
i
g
h
t
-
a
v
e
r
a
g
e
l
e
n
g
t
h
(L_p)

