



# ERP-765 Integration Process - Supplier Deactivation Icertis to Ariba

Status	Approved
Owner	SCHMIDT-ext, irina BEZEMER-ext, Wytse
Stakeholders	RAI-ext, Praveen BAVISKAR-ext, Amit
Jira Request ID	 ERP-738 - Jira project doesn't exist or you don't have permission to view it.
Jira Development ID	 ERP-765 - Jira project doesn't exist or you don't have permission to view it.

## High-Level Specification

Parameter	Value
Application System (Source)	Ariba
Application System (Target)	Icertis
Source System Interface	Ariba
Target System Interface	Icertis
Business Process Reference	03.03.04.05. Manage Contract Master Data

## Functional Overview

To ensure consistent and automated management of supplier records across systems, a custom integration and job scheduling solution will be implemented. This solution will:

- **Automate the synchronization** of supplier status data between Ariba and Icertis.
- **Ensure alignment** of supplier deactivation in Icertis with the current status maintained in Ariba.
- **Reduce manual intervention** and the risk of data discrepancies between the two platforms.
- **Support compliance and operational efficiency** by maintaining accurate and up-to-date supplier information across systems.

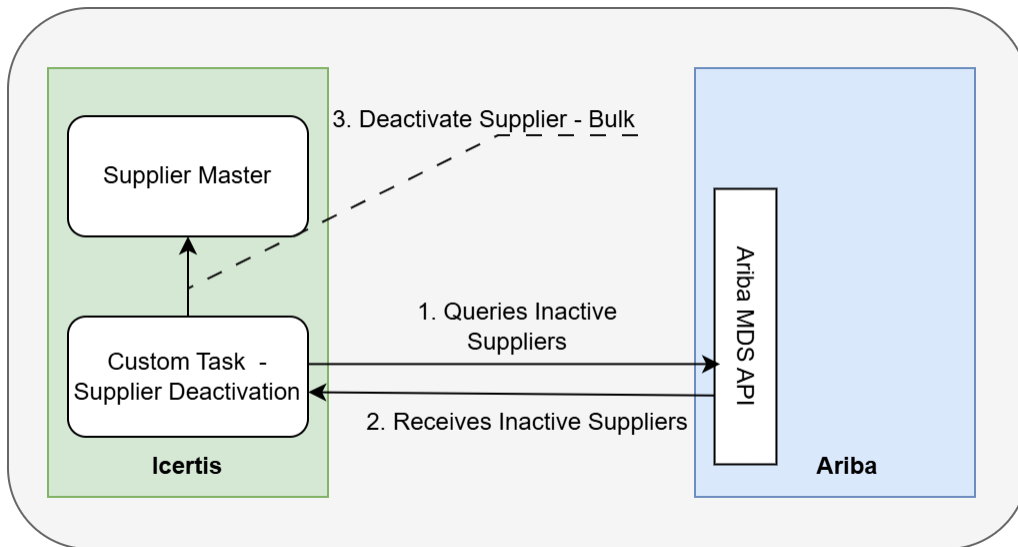
## Scope

1. **Custom Time-Based Job in Icertis**
  - A configurable job will be implemented in Icertis to initiate the supplier deactivation synchronization process on a scheduled basis. The scheduled job uses a cron expression to control execution frequency and timing, allowing easy adjustments without code changes.
2. **Supplier Status Check in Ariba**
  - The job will connect to Ariba via API to retrieve supplier records, identify those marked as inactive, and process delta updates accordingly for synchronization.
3. **Supplier Deactivation in Icertis**
  - Inactive suppliers identified from Ariba will be deactivated in Icertis using the Business Bulk API, ensuring data consistency, integrity, and audit traceability.
4. **Last Run Time Stamp in Icertis**
  - Maintain a last run time stamp in Icertis ensure only unprocessed or missed records are picked in subsequent runs.
5. **Manage Offset**
  - a. A 24hour offset parameter will be maintained. During each execution of the supplier deactivation job, records will be fetched not only based on the Last Run Timestamp but also for the additional duration defined by the offset to avoid missing any updates.

## Objectives

- Automate the synchronization of supplier deactivation status between Ariba and Icertis.
- Ensure daily alignment of inactive supplier records using a configurable time-based job in Icertis.
- Retrieve and process only newly deactivated suppliers from Ariba via API to optimize performance.
- Maintain data integrity and audit traceability during supplier deactivation in Icertis.

## Process Flow Diagram



Step	Description	Comment
1	Schedule Custom Job in Icertis queries Inactive suppliers	A configurable daily job triggers the synchronization process (delta update)
2	Receives inactive suppliers from Ariba MDS API	Fetches data from inactive suppliers from Ariba
3	Deactivate suppliers in Icertis via Business Bulk API	Uses Business bulk API to update the status

## Assumptions

- Supplier status (Active/Inactive) in Ariba is always up-to-date and reflects the correct business decision before synchronization.
- Job should run outside the business hours, parallel job run should be avoided to not impact the performance.
- Supplier information is already created in Icertis using standard Ariba Adaptor.
- Supplier is deactivated: - Icertis Standard Approach for existing agreements.
  - If an agreement is in **Draft** status and the associated supplier is deactivated, the supplier may be replaced within that agreement manually.
  - If the agreement status is **Approved** or **Executed**, a new agreement must be created to reflect the change.
  - Similarly, if an existing agreement requires an amendment, a new agreement should be initiated rather than modifying the original.
- Supplier reactivation will be done through Standard Ariba Adaptor integration.

## Dependencies

Supplier should be created in Icertis - Supplier Master through standard Icertis - Ariba Adaptor integration

## Security, Integrity and Controls

The following are the Security and Authorization considerations for this interface:

- Access to Ariba APIs is limited via a shared secret to secure End Point connection
- Access to API authorization in SAP Ariba Sourcing are being addressed by Ariba standard security controls. Only authorized persons with Ariba administrator's role can access/ change API OAuth Keys.
- Similarly, access to API authorization in Icertis are being addressed by Icertis standard security certification.

	Supplementary	Test	Production
Ariba Technical User	R_BTP_ARB_ADMIN	R_BTP_ARB_ADMIN	
Ariba Realm ID	745255310-SS-T	745255310-T	745255310

OAuth URL	<a href="https://api-eu.ariba.com/v2/oauth/token">https://api-eu.ariba.com/v2/oauth/token</a>	<a href="https://api-eu.ariba.com/v2/oauth/token">https://api-eu.ariba.com/v2/oauth/token</a>	<a href="https://api-eu.ariba.com/v2/oauth/token">https://api-eu.ariba.com/v2/oauth/token</a>
Request URL	<a href="https://eu.openapi.ariba.com/api/sourcing-mds-search/v1/prod">https://eu.openapi.ariba.com/api/sourcing-mds-search/v1/prod</a>	<a href="https://eu.openapi.ariba.com/api/sourcing-mds-search/v1/prod">https://eu.openapi.ariba.com/api/sourcing-mds-search/v1/prod</a>	<a href="https://eu.openapi.ariba.com/api/sourcing-mds-search/v1/prod">https://eu.openapi.ariba.com/api/sourcing-mds-search/v1/prod</a>

- Icertis authentication is done through certification method as the task resides in Icertis environment.

## Configuration Requirements

- **Technical Configuration - Job Scheduling in Icertis**
  - Frequency: Daily execution
  - Execution Time: As mentioned in the [Job Register](#)
  - Retry Logic: Define retry attempts\* and intervals for failed runs. \*) *Best practice is a maximum of 3 attempts.*
  - Notification Settings: Notifications will be sent for job failure event to [support.integration@syensqo.com](mailto:support.integration@syensqo.com).
- **API Connectivity with Ariba**
  - API Credentials: Secure storage and management of authentication tokens is ensured. Icertis securely stores all configuration data required to invoke Ariba APIs.
  - Endpoint Configuration: URLs for supplier data retrieval (full list and delta updates).

## Special Requirements

Not Applicable

## Design Rationale

- **Current Gap:** Supplier deactivation status is not being updated in Icertis, leading to inconsistencies in Supplier data in Ariba and Icertis.
- **Integration Approach:** Implement a direct API-based solution to ensure real-time and consistent updates of supplier status

## Data Structure

### Source Structure

System Roles: In this integration, SAP Ariba serves as the source and leading system for supplier status, while Icertis acts as the target system, receiving and updating supplier records based on the status maintained in Ariba.

The following field within the payload will be used to provide the required information for this interface:

Field	Description
Active (Boolean field)	Active: when Active = "True" Inactive: Active = "False"

### Target Structure

The following field within the table **ICMSupplierMaster** will be used to provide the required information for this interface:

Field	Description
Status (String field)	Active: Status = "Created" Inactive: Status = "Deactivated"
TypeOfContract	Static value - Masterdata
ContractTypeName	Static value - ICMSupplierMaster
RequestIdentifier	Auto Increase - eg: MD123 (format MDXXX)
Id	Sysid of the ContractTypeName
Action	Static value - Deactivate
EndpointVersion	Static value - 2
UseExternalId	Static value - true
EntityName	Static value - ICMSupplierMaster

Id	Sysid of the ContractTypeName
Note	Static Value - "Bulk Action - Supplier Deactivation"
IsPrivate	Static value - true
UniqueValues	Sysid of the Bulk Action Record
DisplayValue	Static Value - 01
ExternalId	Static value - null

## Mapping and Calculation

In this integration, the Active field from Ariba (a boolean) will be mapped to the Status field in Icertis (a string). The mapping logic is as follows:

If Active = FALSE, then Status = "Deactivated".

This transformation ensures compatibility between the data models of both systems and supports accurate status representation during synchronization.

Source Table	API or Portlet Name	Source Field	Required (Y/N)	Description	Target Table	API or Portlet Name	Target Field	Required (Y/N)	Description
Supplier Master	<b>Master Data Retrieval API for Sourcing</b>	Active Active: Active = "True" Inactive: Active = "False"	Y		ICMSupplierMaster	/v{version}/bulk/masterdata	Status Active: Status = "Created" Inactive: Status = "Deactivated"	Y	If Active = FALSE, then Status = "Deactivated".
					ICMSupplierMaster	/v{version}/bulk/masterdata	TypeOfContract	Y	Static value - Masterdata
					ICMSupplierMaster	/v{version}/bulk/masterdata	ContractTypeName	Y	Static value - ICMSupplierMaster
					ICMSupplierMaster	/v{version}/bulk/masterdata	RequestIdentifier	Y	Auto Increase - eg: MD123 (format MDXXX)
					ICMSupplierMaster	/v{version}/bulk/masterdata	Id	Y	Sysid of the ContractTypeName
					ICMSupplierMaster	/v{version}/bulk/masterdata	Action	Y	Static value - Deactivate
					ICMSupplierMaster	/v{version}/bulk/masterdata	EndpointVersion	Y	Static value - 2
					ICMSupplierMaster	/v{version}/bulk/masterdata	UseExternalId	Y	Static value - true
					ICMSupplierMaster	/v{version}/bulk/masterdata	EntityName	Y	Static value - ICMSupplierMaster
					ICMSupplierMaster	/v{version}/bulk/masterdata	Id	Y	Sysid of the ContractTypeName
					ICMSupplierMaster	/v{version}/bulk/masterdata	Note	Y	Static Value - "Bulk Action - Supplier Deactivation"
					ICMSupplierMaster	/v{version}/bulk/masterdata	IsPrivate	Y	Static value - true
					ICMSupplierMaster	/v{version}/bulk/masterdata	UniqueValues	Y	Sysid of the Bulk Action Record
					ICMSupplierMaster	/v{version}/bulk/masterdata	DisplayValue	Y	Static Value - 01
					ICMSupplierMaster	/v{version}/bulk/masterdata	ExternalId	Y	Static value - null

## Processing Logic

## Processing within Source

- Initial Full Load: Initial sync of supplier status to be done manually using bulk update masterdata
- Delta Updates: Enable incremental fetch based on last successful "TimeUpdated" and Offset timestamp.

## Processing within Middleware

Not Applicable

## Processing within Target

- Bulk API Settings in Icertis: Batch size limits (Offset settings and Batch size limit to be discussed with Icertis)
- **APIs Used:**
  - Ariba Supplier API (for inactive supplier retrieval) : **Master Data Retrieval API for Sourcing**
  - Icertis Business Bulk API (for supplier deactivation) : POST/v{version}/bulk/masterdata

Ariba Supplier API (for Inactive supplier retrieval) **Master Data Retrieval API for Sourcing** request looks like below:  
SAP API developer portal: <https://eu.developer.ariba.com/api/apis> This site requires access as a developer or admin.

*Note that this API directly filters the suppliers and provide only inactive suppliers.*

```
curl --location 'https://eu.openapi.ariba.com/api/sourcing-mds-search/v1/prod/entities/organizations?$filter=(Active eq false and TimeUpdated gt 2025-11-25T00:00:00Z)&%24includeInactive=true' \  
--header 'Accept-Language: en' \  
--header 'X-Realm: 745255310-SS-T' \  
--header 'Accept: application/json' \  
--header 'Authorization: Bearer <Your Auth Token>' \  
--header 'apiKey: VJfuIdNt5gi5DqkNOFdXMv92HWGaA81j'
```

The example looks like:

```
{  
  "DynamicProfileSyncStatus": "0",  
  "IsCustomer": "false",  
  "MinorityOther": "",  
  "MinorityNativeAmerican": "false",  
  "CorporatePhone": "",  
  "Name_en": "Ariba P2P Test Supplier",  
  "CorporateURL": "",  
  "SystemID": "sid111",  
  "SystemId": "AN11228658404-T",  
  "IsOrgApproved": "2",  
  "AODMigrationStatus": "0",  
  "OrganizationType": "",  
  "TimeUpdated": "2025-10-04 00:31:30.811",  
  "TimeCreated": "2025-05-25 21:17:29.899",  
  "CorporateEmailAddress": "",  
  "AODDataSyncScn": "0",  
  "HasTradingRelationship": "false",  
  "Active": "false",  
  "HierarchyPath": "/CCNSAINMDMGykwj",  
  "IsSupplier": "true",  
  "StateOfIncorporation": "",  
  "CorporateFax": "",  
  "IsManaged": "0"  
}
```

Icertis Business Bulk API (for supplier deactivation) : POST /v{version}/bulk/actions/trigger

Sample payload:

```

{
  "Data": {
    "TypeOfContract": "Masterdata",
    "ContractTypeName": "ICMAccountEntityMaster",
    "JobItems": [
      {
        "RequestIdentifier": "MD123",
        "Id": "739caf5b-2c9b-4ba0-9dc7-b4cfbd0cf4b3",
        "Action": "Deactivate",
        "EndpointVersion": 2,
        "UseExternalId": true,
        "RequestBody": {
          "EntityName": "ICMAccountEntityMaster",
          "Id": "739caf5b-2c9b-4ba0-9dc7-b4cfbd0cf4b3",
          "Note": "Test Bulk Action",
          "IsPrivate": true,
          "ReasonCode": {
            "UniqueValues": [
              "763A18D2-63DB-4E39-8500-0B8BBB3697E7"
            ],
            "DisplayValue": "01",
            "ExternalId": null
          }
        }
      }
    ]
  }
}

```

## Interface Dependency

Supplier Create and Change is managed using standard [Icertis-Ariba Adaptor](#) (ERP-247). Supplier Deactivation will be done through this custom interface (ERP-765) and re-activation will be done through standard integration (ERP247)."

## Interface Constraints

Not Applicable.

## Delivery Requirements

- Frequency: Daily execution
- Execution Time: Adjustable to align with system maintenance windows or business hours.

## Delta or Full Load Requirements

- Initial Full Load: Initial sync of supplier status to be done manually using bulk update masterdata
- Delta Updates: Enable incremental fetch based on the last successful "TimeUpdated" timestamp. Icertis will include a "SYNC" timestamp in the master data payload of the bulk API.

## Interface Alert & Monitoring

- If supplier deactivation job fails, then retry for 3 times
- If retry fails, send an email notification to [support.integration@syensqo.com](mailto:support.integration@syensqo.com) with failure details. Integration support team can then reach out to Ariba (if Ariba API's are down) or Icertis (if Icertis Bulk API has issues)
- To validate the successful records, Navigate to Icertis Configure->Masterdata Supplier Master, Add Filters - Modified Date <Enter Date>Status: "Deactivated". This will give the records deactivated successfully on a given day

## Interface Reporting

Not Applicable

# Language Requirements

Not Applicable

# User Interface Requirements

Not Applicable

# Volumetrics

- The integration job runs daily and retrieves only changes (deltas) compared to the previous run, including newly deactivated vendors. The Bulk API limits on ICI are

Resource Type	Max items per job
Master Data	5000

- Process: The API queries Icertis for vendors deactivated after the last TimeUpdated timestamp. If no changes occurred since the previous day, the API returns an empty set and no updates are processed.

Delta records since the last run job.

# Performance Consideration

- The execution of the scheduled job in Icertis should be carefully timed to avoid overlap with other system batch processes and to minimize impact during peak business hours. Scheduling should take into account system maintenance windows and existing job loads to ensure optimal performance and reliability.
- Further considerations: Ariba Rate Limit (Requests): 10/sec, 40/minute, 200/hour, 1000/day - The rate limit will consume the bandwidth for the standard MD if both share the same application.

# Error Handling

## SAP Ariba API Errors

If the API call to SAP Ariba fails, an email notification should be sent to [support.integration@syensqo.com](mailto:support.integration@syensqo.com).

## Icertis Bulk API Invocation Errors

If the invocation of the Icertis Business Bulk API fails, an email notification should be sent to [support.integration@syensqo.com](mailto:support.integration@syensqo.com).

## Icertis Bulk API Processing Errors

If errors occur during the processing of supplier records via the Bulk API, an email notification should be sent to [support.integration@syensqo.com](mailto:support.integration@syensqo.com).

## After Retry is exhausted

If all retries are exhausted during API/System outage (both Ariba and Icertis), we are maintaining Last Run Date which only captures the successful last run, the next job will be executed from the last run date and will sync the missed records as well

# Testing

## How to Test

## Test Conditions and Expected Results

ID	Condition	Expected Results
1	<b>Daily Delta Update</b> Job runs after initial load; Ariba has newly deactivated suppliers	<ul style="list-style-type: none"><li>Only newly inactive suppliers since last run are deactivated in Icertis.</li><li>No changes to active suppliers.</li><li>Audit log shows only delta updates.</li></ul>

2	<b>Supplier Reactivation in Ariba</b>	<ul style="list-style-type: none"> <li>• Reactivation handled by standard integration adaptor (not custom job).</li> <li>• Custom job does not attempt to reactivate supplier.</li> <li>• Audit log confirms no action taken.</li> </ul>
3	<b>API Connectivity Failure</b> Ariba API is unavailable during job execution.	<ul style="list-style-type: none"> <li>• Job retries based on configured retry logic.</li> <li>• Failure notification sent to <a href="mailto:support.integration@syensqo.com">support.integration@syensqo.com</a>.</li> <li>• No partial updates occur.</li> </ul>
4	<b>Data Integrity Check</b> Supplier record in Icertis already marked inactive before job runs.	<ul style="list-style-type: none"> <li>• Job skips redundant deactivation.</li> <li>• Audit log notes skipped records. <ul style="list-style-type: none"> <li>▪ No duplicate actions performed.</li> </ul> </li> </ul>
5	<b>Record Validation</b> Navigate to Icertis Configure->Masterdata Supplier Master Add Filters - Modified Date <Enter Date> <b>Status: "Deactivated"</b>	<ul style="list-style-type: none"> <li>• User can see how many records were deactivated on a given day</li> </ul>

## Test Considerations/Dependencies

Not Applicable

## Other Information

## Development Details

### Package

Package Name	Parent Package

## Other Development Objects

Object Type	Object Name	Purpose/High Level Logic	Design Rationale Reference

## Appendix

## See also

**File**

**Modified**

File Diagramme sans nom-1761829478250 draw.io diagram

Apr 01, 2026 by RAI-ext, Praveen



[Download All](#)







## Change log

Version	Published	Changed By	Comment
<b>CURRENT (v. 55)</b>	<b>Apr 08, 2026 10:19</b>	<b>RAI-ext, Praveen</b>	
v. 54	Apr 08, 2026 10:15	RAI-ext, Praveen	
v. 53	Apr 08, 2026 10:14	RAI-ext, Praveen	
v. 52	Apr 07, 2026 18:25	TILBEE-ext, Amanda	
v. 51	Apr 07, 2026 11:07	RAI-ext, Praveen	
v. 50	Apr 07, 2026 11:04	RAI-ext, Praveen	
v. 49	Apr 07, 2026 10:45	RAI-ext, Praveen	
v. 48	Apr 07, 2026 10:40	RAI-ext, Praveen	
v. 47	Apr 03, 2026 10:50	RAI-ext, Praveen	
v. 46	Apr 03, 2026 10:44	RAI-ext, Praveen	

[Go to Page History](#)

## Workflow history

This view shows the 5 most recent entries. The complete workflow log is available from the 'Document Activity' menu item.

Apr 10, 2026	Actor	Type	Activity	Version
Approved	 TILBEE-ext, Amanda	State	changed state to <b>Approved</b> at 3:17 pm	v55
Lead Approval	 TILBEE-ext, Amanda	State	gave <i>POD Lead Review</i> approval at 3:17 pm	
Apr 08, 2026				
	 RAI-ext, Praveen	Edit	updated the page at 10:14 am	
	 WENNINGER-ext, Sascha	State	assigned approval <i>POD Lead Review</i> to  TILBEE-ext, Amanda at 9:06 am	
		State	changed expiry date to '15 Apr, 2026 09:06 am' at 9:06 am	
		State	changed state to <b>Lead Approval</b> at 9:06 am	v55
<b>Tech Review of Updates</b>	 WENNINGER-ext, Sascha	State	gave <i>Minor change</i> approval at 9:06 am	
		State	changed state to <b>Tech Review of Updates</b> at 9:06 am	v55