

ERP-104 Integration Process - Master Data Integration from Syniti to Ariba

Status	Approved
Owner	
Stakeholders	
Jira Request ID	 ERP-38 - Jira project doesn't exist or you don't have permission to view it.
Jira Development ID	 ERP-104 - Jira project doesn't exist or you don't have permission to view it.

High- Level Specification

Parameter	Value
Application System (Source)	Syniti
Application System (Target)	SAP Ariba Sourcing
Business Process Reference	

Functional Overview

Some Master Data that are required to construct sourcing events in Ariba Guided Sourcing can only be interfaced and there is no option to upload these manually in Ariba Guided Sourcing. CIG add-on provides standard integration program to integrate these master data from an SAP ERP system.

However, for this implementation, data from ECC systems need to be cleansed using Syniti so the source of the data will be technically Syniti and not ECC. With that, the standard CIG add-on cannot be used and thus, custom interface needs to be built.

The middleware to be used to implement the end-to-end integration will be SCPI. This document will explain integration point of SCPI to CIG.

Scope and Objectives

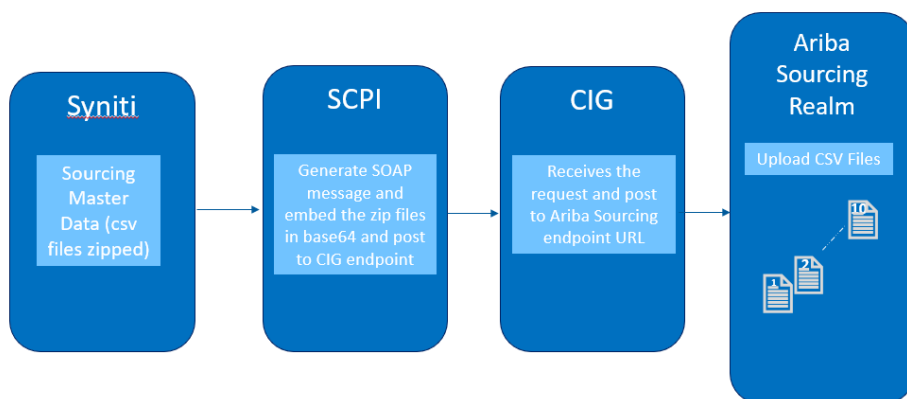
Required Master Data

Listed below are the required Master Data for Ariba Guided Sourcing that need to be interfaced. There will be one set of zip file that needs to be prepared by Syniti:

- CompanyCode.csv
- PurchaseOrg.csv
- PurchaseGroup.csv
- Plant.csv
- PlantPurchaseOrgCombo.csv
- PaymentTerms.csv
- IncoTerms.csv
- IncoTermsDescriptionLang.csv
- ERPCommodityCode.csv
- ItemCategory.csv
- ItemCategoryDescriptionLang.csv
- Schema.csv

Process Flow Diagram

Sourcing Master Data



Step	Description	Comment
1	The execution of the interface is triggered manually	Sourcing Masterdata are not frequently changing, data transfer will be ran as needed.
2	Syniti will generate the Sourcing Master Data CSV files with correct filenames based on the structure required by Ariba Sourcing and zipped these	
3	Syniti will call a service in SCPI to send the zipped CSV files to SCPI	
5	SCPI will then push the zipped CSV file embedded on the SOAP message based on the required structure/parameters to the CIG endpoint	
6	CIG will push the payload request to the Ariba Sourcing endpoint	
7	The data in the CSV files get uploaded into Ariba Sourcing	

Assumptions

- Syniti is able to extract the required master data which are standard SAP data
- Syniti can zip the CSV files and send these to SCPI by calling a service

Dependencies

System interface from Syniti to generate the csv files, zipped and call a service in SCPI.

Security, Integrity and Controls

The following are the Security and Authorization considerations for this interface:

- Define a Web Services Security certificate and/or the shared secret key to use to secure the End Point connection.
- Access to interface parameters in SAP Ariba Sourcing are being addressed by Ariba standard security controls. Only authorized person with Ariba administrator's role can access/ change interface parameters.
- Web service security configuration allows secure communications protocol provides a means for applying security to Web services.

Configuration Requirements

- Ariba provide integration tasks requires an External System Configuration for the logical communication channel used when the task is initiated by the SAP ERP using Managed Gateway system.

For Supplemental Realm:

External System ID	External System Name	Type

<Syniti_DEV>	<Syniti_DEV>	<SAP ECC>
--------------	--------------	-----------

Special Requirements

Not Applicable

Design Rationale

Since there is no S/4HANA system for R2, it is needed to use another system as source. ECC can be used but this solution will use Syniti as the source because Syniti has the cleansed data available.

Data Structure

Source Structure

The following fields will be used to provide the required information for this interface:

Field	Description

Target Structure

Refer to the links below for the target structure:

Sourcing Master Data

Field	Description

Mapping and Calculation

Source Table	API or Portlet Name	Source Field	Required (Y/N)	Description	Target Field	API or Portlet Name	Target Field	Required (Y/N)	Description	Rule Type	Rule Instruction

Processing Logic

Processing within Source

- Syniti prepares a set of zipped CSV files based on the target structure requirements and calls a service in SCPI to send the zip files to SCPI.
 - The CSV filenames should be followed as shown below. The zip filename can be anything but the recommendation is to have a date stamp (SourcingMD_07222025.zip). **See the sample files in the Appendix section.**
 - CompanyCode.csv
 - PurchaseOrg.csv
 - PurchaseGroup.csv
 - Plant.csv
 - PlantPurchaseOrgCombo.csv

- PaymentTerms.csv
- IncoTerms.csv
- IncoTermsDescriptionLang.csv
- ERPCommodityCode.csv
- ItemCategory.csv
- ItemCategoryDescriptionLang.csv
- Schema.csv **(the content of this file will be constant)**

Processing within Middleware

- SCPI will receive the zipped CSV files from Syniti
- SCPI will embed the zipped CSV files in base64 to CIG via the CIG endpoint URL (as stated below) following the standard SOAP message structure
 - CIG endpoint URL for Master Data (EU Data Center):
 - Test instance: <https://testacig.ariba.com/cxf/receiveERPMD>
 - Production instance: <https://acig.ariba.com/cxf/receiveERPMD>
 - Basic Authorization - setup with CIG PUser and password
 - Parameters:

name	value	description
realm	7452310-SS-T	Sourcing realm ID in Supplemental site, a different realm ID would be used for Sourcing realm Test and Production sites
event	Import External System Master Data	Constant Task or Event Name that triggers the Masterdata load in Ariba Sourcing realm
operation	Load And Delete	Full load, all CSVs must contain all the active data that can be used for Sourcing
systemId	<Syniti_DEV>	This is the same ERP System ID - ECC or S4HANA setup in CIG and in Administration > Master Data Manager > External System Configuration
Solution	Sourcing	
contentType	application.zip	
filename	<Sourcing Masterdata zip filename embedded on the soap message>	
Content	Encoded Base64 format of the attached zipped file	

- Below is the example payload request. **Note that the value for the realm parameter will change based on the Ariba realm where the master data will be interfaced to.**

https://drive.google.com/file/d/1iVmJmrxCW9wFLS_fiH8E_vNFSK4NboyT/view?usp=drive_link

Processing within Target

Ariba Master Data Import tasks enables exchange of data between SAP ERP and SAP Ariba Sourcing using SAP Integration Suite, Managed Gateway for Spend Management and SAP Business Network.

Interface Dependency

Interface Constraints

Delivery Requirements

Delta or Full Load Requirements

For Sourcing MD, the data will always be required to be in Full Load so the content of the CSV files should be the full data.

Interface Alert & Monitoring

The following should be monitored:

- Interface is active (both inbound, process and outbound component)
- Failures on inbound, processing and outbound side need to be handled (restart, if still failure; skip and communicate)
- Messages are processed in reasonable time (XX elapse time)

Interface Reporting

There are no specific reporting requirements for this interface.

Language Requirements

Not Applicable

User Interface Requirements

Not Applicable

Volumetrics

Performance Consideration

There are no specific performance requirements or considerations related to this interface.

Error Handling

The interfaces are based on standard integration content, mainly standard data mapping, so errors are unlikely but there are still foreseeable error scenarios related to data selection, data content, or data mapping.

Administrators can check errors using the following methods:

- Configure email notification alerts on the SAP Ariba application system to receive notification when an error occurs. This enables the administrator to log in to the SAP Ariba application to check the details of the errors.
- Directly log in to the SAP Ariba application and check the details of the errors. To correct the error, the administrator must ensure that the data inconsistency is resolved in the SAP ERP system and then must rerun the tasks for the Master Data again from the source SAP ERP system.

Testing

How to Test

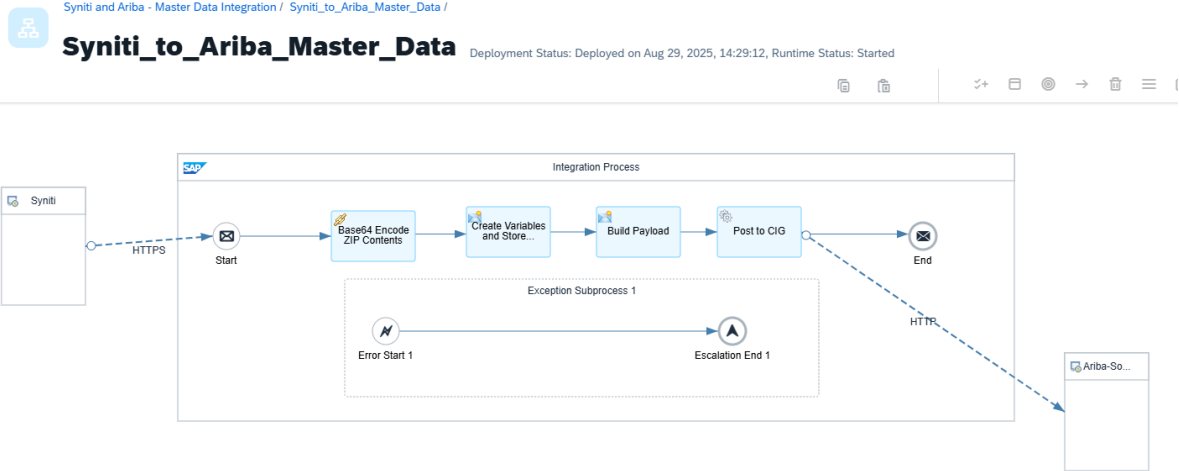
Test Conditions and Expected Results

ID	Condition	Expected Results
	Sourcing MD files valid and complete	Data will be loaded in Ariba Sourcing
	Sourcing MD files in the request do not include the Schema.csv	The request will be completed in CIG but the status of the payload request will be Rejected with error "Schema file not found in payload."
	New records included in the Sourcing MD full files are posted	New records will be loaded in Ariba Sourcing
	Some records were removed from the full files	Specific records that were removed will be deactivated in Ariba Sourcing

Test Considerations/Dependencies

Test data need to be available in ECC for Syniti's extraction.

Other Information



Development Details

Package

Package Name	Parent Package
Syniti and Ariba - Master Data Integration	Base

Other Development Objects

Object Type	Object Name	Purpose/High Level Logic	Design Rationale Reference
Integration Flow	Syniti and Ariba - Master Data Integration	Base64 ZIP file send to CIG	

Configuration Requirements

Configure "Syniti_to_Ariba_Master_Data"

Sender Receiver More

Receiver:	Ariba-Sourcing
Adapter Type:	HTTP
Address:	https://testacig.ariba.com/cxf/receiveERPMD
Credential Name:	ARIBA_SOURCING

Configure "Syniti_to_Ariba_Master_Data"

Sender Receiver More

Type:	All Parameters
ariba_realm:	745255310-SS-T
erp_system:	M23CLNT100

Appendix

Sample CSVs in a zip file

See also

File	Modified
XML File payload_21185109.xml	Jul 24, 2025 by MARGALLO-ext, Oyie

Change log





Version	Published	Changed By	Comment
CURRENT (v. 25)	Nov 27, 2025 14:33	MARGALLO-ext, Oyie	Added Business Process Reference link
v. 24	Nov 18, 2025 14:45	MARGALLO-ext, Oyie	Added the new CIG endpoint URL to be used from CPI as the old one will be decommissioned :
v. 23	Nov 12, 2025 15:42	EPASING HE-ext, Kapila	
v. 22	Nov 12, 2025 15:04	EPASING HE-ext, Kapila	Minor Change - title and HLS section
v. 21	Sept 03, 2025 05:07	MCARTHUR-ext, Richard	

v. 20	Sept 03, 2025 05:01	MCARTHUR-ext, Richard	
v. 19	Aug 04, 2025 16:38	MARGALLO-ext, Oyie	Changed the trigger from job schedule to manual run
v. 18	Aug 04, 2025 16:18	MARGALLO-ext, Oyie	Changed the System ID from M23CLNT100 to <Syniti_DEV>
v. 17	Jul 24, 2025 12:44	MARGALLO-ext, Oyie	
v. 16	Jul 24, 2025 12:34	MARGALLO-ext, Oyie	

[Go to Page History](#)

Workflow history

This view shows the 5 most recent entries. The complete workflow log is available from the 'Document Activity' menu item.

From Nov 12, 2025 to Nov 27, 2025	Actor	Type	Activity	Version
Approved	EPASINGHE-ext, Kapila and MARGALLO-ext, Oyie	Edit	multiple updates from  EPASINGHE-ext, Kapila and  MARGALLO-ext, Oyie	
Sept 03, 2025				
	WENNINGER-ext, Sascha	State	changed state to Approved at 7:58 am	v21
Edited following Approval	WENNINGER-ext, Sascha	State	gave <i>Minor change</i> approval at 7:58 am <i>technical details added</i>	
	 MCARTHUR-ext, Richard	Edit	updated the page at 5:01 am	
	 MCARTHUR-ext, Richard	State	changed state to Edited following Approval at 3:01 am	v20