


CNV-3040 Business Partner Counterparty

Status	
Owner	BAJAJ-ext, Manoj
Stakeholders	PILLAY-ext, Lawrence GANESAN-ext, Shivkumar

Purpose

The purpose of this document is to define the conversion approach to create Business Partner - Counterparty (Object 3040) in S/4 HANA.

Counterparty represents organisation or person with whom a Treasury Transaction is being entered. Counterparty is used as an object while creating Transactions/Instruments such as Money Market deals, Foreign Exchange contracts, Securities etc. in Treasury and Risk Management module of S4HANA.

It is therefore created as a Business Partner with the specific role as Counterparty - Role ID TR0151 using the Transaction Code BP. While the General Data such as name, address, contact details, identifications and controls are created like a general BP role i.e. 000000, the Company Code Data will be maintained once the BP Role TR0151 is maintained.

Company Code data under Counterparty Role for a business partner includes the payment details and its assignment to standing instructions, authorisations (by contract/product category/types, transaction types) and derived flows.

The below table explains the Role Matrix, applicable S4HANA tables and related Conversion Objects

Role	Description	Table	Conversion Object
000000	General Role Business Partner Role - General view Customers + Suppliers (including name and address standards, languages, emails, formats, identifications etc.)	BUT000	CNV-3007
TR0151	Counterparty Role - assignment to a Business Partner and validity dates	BUT100	CNV-3040
TR0151	Counterparty Role - Company Code Data: Payment Details	VTBST C1	
TR0151	Counterparty Role - Company Code Data: Assignment of Payment Details as Standing Instructions	VTBSTA1	
TR0151	Counterparty Role - Company Code Data: Authorisations	VTBSTA3	
TR0151	Counterparty Role - Company Code Data: Derived Flow	VTBSTA4	

The key fields for the above mentioned S4HANA tables pertaining to CNV-3040 - Business Partner Counterparty are explained below:

- **Table BUT100** - Role assignment:
 - **PARTNER - Business Partner Number** - unique identifier of the Business partner which can be internally assigned by SAP or externally assigned by user. For Intercompany Business Partner, it will be externally assigned. Others will be internally assigned following the number ranges by the groups as specified in the CNV-3007
 - **RLTYP - Business Partner Role** - This field is to select the Partner Role. For Counterparty the role to be used is TR0151
 - **VALID_FROM** - Validity Start of a BP Role
 - **VALID_TO** - Validity End of a BP Role
- **Table VTBSTC1** - Counterparty -Company Code Data- Payment Details
 - **WAERS - Currency Key** - Currency for which the payment detail is being maintained
 - **ZAHLVID - Identification of Payment Details** - This ID is created for a currency and is used in the assignment to "standing instructions" in the Table VTBSTA1
 - **BVTYP - Partner Bank Details** - The payment details ID for a business partner. This is also the ID which is referenced in the Security Account Master Data (CNV-1185)
 - **HBKID - House bank** - House bank of the company code
 - **HKTID - Account Id** - Bank Account ID under the House Bank
 - **ZLSCH - Payment Method** - The mode of payment
 - **SZART - Payment Transaction** - Indicator to be selected if the payment is to be made via Customer/Vendor subledger. In this case the BP being extended to Counterparty role should also be created with role FLCU00

- **RPZ AHL - Payer/payee** - Identifies the business partner for payment. Incoming and outgoing payments are settled using this business partner.
- **SPAYRQ - Generate Payment Request** - This is a checkbox field. This is flagged if a payment request is required to be generated.
- **ZWELS - List of Payment Methods** - This field is to specify applicable payment methods in case a particular payment method is not specified in the field ZLSCH
- **Table VTBSTA1 - Counterparty - Company Code Data- Assignment of Payment Detail IDs to Standing Instructions.**
 - **WAERS - Currency Key** - Currency of payment for which the payment detail is being maintained. This along with Company Code and Business partner will be the link with table VTBSTC1
 - **RANTYP - Contract Type** - is a key that identifies/groups products category and its subtypes. The possible entries for a contract type in Treasury modules are:
 - 2 = Securities
 - 4 = Foreign exchange
 - 5 = Money market
 - T = Trade Finance
 - **SANLF - Product Category** - Product category governs processing logic for each product type used in treasury module
 - **SGSART - Product Type** - a sub key under Product Category which is assigned to a financial transaction in SAP TRM. This is used to further classify a product type, example - Bonds can be Fixed or variable Interest rates bonds
 - **SFHAART - Financial Transaction Types** - The financial transaction type specifies which types of transactions can be carried out with a certain product type, such as
 - investment and borrowing of fixed-term deposits,
 - deposits at notice,
 - purchase and sale of bonds.
 - **SSIGN - Direction** - This is to indicate if the assignment is of incoming or outgoing nature
 - **ZAHVID - Identification of Payment Details** - This ID is as created in table VTBSTC1 and is assigned to a combination of Contract Type (RANTYP), Product Category (SANLF), Product Type (SGSART) and Financial Transaction Type (SFHAART)
- **Table VTBSTA3 - Counterparty -Company Code Data- Authorisations**
 - This table stores authorisations for transactions related to a counterparty. These authorisations can be defined at multiple levels:
 - **Contract Type** (RANTYP)
 - **Product Category** (SANLF) under a Contract Type
 - **Product Type** (SGSART) under a Product Category
 - **Transaction Type** (SFHAART) under a Product Type

The same field explanations as in table **VTBSTA1** apply to **VTBSTA3**. The field indicating authorisation in the table VTBSTA3 is **AUTHOR**, T his indicator shows that a business partner has been authorized to conclude transactions. The indicator must be viewed in connection with the business partner, the role category, the company code, the contract type, the product category and the product type.

Note: The Authorisations being maintained at the Counterparty is not to be assumed as same which have been maintained in the Trader Authorisations (Object-1182)

- **Table VTBSTA4 - Counterparty -Company Code Data- Derived Flows**
 - The table stores derived flows applicable for transactions related to a counterparty. This can be defined at multiple levels:
 - **Contract Type** (RANTYP)
 - **Product Category** (SANLF) under a Contract Type
 - **Product Type** (SGSART) under a Product Category
 - **Transaction Type** (SFHAART) under a Product Type

The same field explanations as in table **VTBSTA1** apply to **VTBSTA4**. The field indicating Derived flow in the table VTBSTA4 is **SABVERF**.

Note: For the different sections of the Counterparty-Company Code data, the fields PARTNER (Business Partner Number) and BUKRS (Company Codes) are the common linkage between tables VTBSTC1, VTBSTA1, VTBSTA3 and VTBSTA4.

The treasury function in legacy is carried out in the Quantum system and therefore for the data related to Counterparty will be provided by business in a Data Collection Template (DCT). which will be transformed in Syniti to generate a preload file as the per the to-be S4HANA design. The load will be part of the Business Partner Load (Object 3007) for the General Data and Counterparty- Company Code data using the LTMC <TBC as the available LTMC for Business Partner- Treasury is only Direct Transfer>. The function module is CNV_OT_APPL_FI_TRM_BP_ROLE and the BAPI/API is FTB_BUPA_DARK_MAINTAIN_INTERN.

Conversion Scope

The scope of this document covers the approach for converting active Counterparties from Legacy Source System (Quantum) into S/4HANA following the MDS for Object-3040 - DD-FUN-050 Master Data Standard-3XXX-Consolidated Business Partner.

The relevancy criteria is not applicable for this object as the relevant data will be provided by business in a DCT (Data Collection Template), **however** as the general data of Counterparties will be part of the object 3007, it needs to be ensured from deduplication perspective.

List of source systems and approximate number of records

Source	Scope	Source Approx No. of Records	Target System	Target Approx No. of Records
Quantum	Active and in use Counterparties	100 <TBC>	S4HANA	100 <TBC>

Additional Information

Multi-language Requirement

Not applicable

Document Management

Not applicable

Legal Requirement

Not applicable

Special Requirements

As the conversion involves a source system which is non-SAP, the below area needs special handling:

1. Extraction of Counterparty data from source system i.e. Quantum is to be done manually
2. Cleansing by business team in the source system (Quantum) to ensure that only active and in use records for Counterparties are provided in DCT
3. Separate DCTs to be provided i.e. for General Role and Counterparty Role including the Company Code data
4. The extracted records to be converted into a DCT and stored in the Syniti for Transformation
5. Below Value mapping tables to be created in Syniti:
 - a. Counterparty to Business Partner
 - b. Source and target company code
6. Amount and date format from source system to align with S4HANA
7. As the target structure in S4HANA involves dependency on the Object 3007 (Business Partner- General Data), including the Counterparty that may also be an intercompany customer/vendor, all other Roles should have been loaded before Counterparty role

Target Design

The Target design of the object 3040 - Business Partner Counterparty a based on the MDS - DD-FUN-050 Master Data Standard-3XXX-Consolidated Business Partner.

<Note: The target design can change subject to business confirmation of the target design for Treasury Module>

The technical design of the target for this conversion approach for Object 3040- Business Partner - Counterparty is as below:

Table: BUT100 - Counterparty Role TR0151 - assignment to a Business Partner.

Table	Field	Data Element	Field Description	Data Type	Length	Requirement
BUT100	PARTNER	BU_PARTNER	Business Partner Number	CHAR	10	Mandatory
BUT100	RLTYP	BU_PARTNERROLE	BP Role	CHAR	6	Mandatory
BUT100	VALID_FROM	BU_ROLE_VALID_FROM	Validity Start of a BP Role	DEC	15	Mandatory
BUT100	VALID_TO	BU_ROLE_VALID_TO	Validity End of a BP Role	DEC	15	Mandatory

Table: VTBSTC1 - Counterparty Company Code Data - Payment Details

Table	Field	Data Element	Field Description	Data Type	Length	Requirement
VTBSTC1	PARTNER	BP_PARTNER_NEW	Business Partner Number	CHAR	10	Mandatory
VTBSTC1	BUKRS	BUKRS	Company Code	CHAR	4	Mandatory
VTBSTC1	WAERS	WAERS	Currency	CUKY	5	Mandatory
VTBSTC1	ZAHLVID	TB_ZAHLVID	Identification of Payment Details (Standing Instructions)	CHAR	10	Mandatory
VTBSTC1	BVTYP	TB_RPBANK	Partner Bank Details	CHAR	4	Conditional
VTBSTC1	HBKID	HBKID	Short key for a house bank	CHAR	5	Mandatory
VTBSTC1	HKTID	HKTID	ID for account details	CHAR	5	Mandatory
VTBSTC1	ZLSCH	DZLSCH	Payment Method	CHAR	1	Mandatory

VTBSTC1	SZART	TB_SZART	Payment Transaction	CHAR	1	Not in use
VTBSTC1	RPZ AHL	TB_RPZ AHL_NEW	Payer/payee	CHAR	10	Conditional
VTBSTC1	SPAYRQ	TB_SPAYRQ	Generate Payment Request	CHAR	1	Conditional
VTBSTC1	ZWELS	DZWELS	List of Respected Payment Methods	CHAR	10	Conditional

Table: VTBSTA1 - Counterparty Company Code Data - Assignment of Payment Details as Standing Instructions

Table	Field	Data Element	Field Description	Data Type	Length	Requirement
VTBSTA1	BUKRS	BUKRS	Company Code	CHAR	4	Mandatory
VTBSTA1	PARTNR	BP_PARTNER_NEW	Business Partner Number	CHAR	10	Mandatory
VTBSTA1	WAERS	WAERS	Currency	CUKY	5	Mandatory
VTBSTA1	RANTYP	RANTYP	Contract Type	CHAR	1	Conditional
VTBSTA1	SANLF	SANLF	Product Category	NUMC	3	Conditional
VTBSTA1	SGSART	VVSART	Product Type	CHAR	3	Conditional
VTBSTA1	SFHAART	TB_SFHAART	Financial Transaction Type	CHAR	3	Conditional
VTBSTA1	SSIGN	TB_SSIGN	Direction of Flow	CHAR	1	Conditional
VTBSTA1	ZAH LVID	TB_ZAH LVID	Identification of Payment Details (Standing Instructions)	CHAR	10	Mandatory

Table: VTBSTA3 - Counterparty Company Code Data - Authorisations

Table	Field	Data Element	Field Description	Data Type	Length	Requirement
VTBSTA3	BUKRS	BUKRS	Company Code	CHAR	4	Mandatory
VTBSTA3	PARTNR	BP_PARTNER_NEW	Business Partner Number	CHAR	10	Mandatory
VTBSTA3	RANTYP	RANTYP	Contract Type	CHAR	1	Conditional
VTBSTA3	SANLF	SANLF	Product Category	NUMC	3	Conditional
VTBSTA3	SGSART	VVSART	Product Type	CHAR	3	Conditional
VTBSTA3	SFHAART	TB_SFHAART	Financial Transaction Type	CHAR	3	Conditional
VTBSTA3	AUTHOR	TB_AUTHOR	Authorization indicator for Treasury product	CHAR	1	Mandatory

Table: VTBSTA4 - Counterparty Company Code Data - Derived Flows

Table	Field	Data Element	Field Description	Data Type	Length	Requirement
VTBSTA4	BUKRS	BUKRS	Company Code	CHAR	4	Conditional
VTBSTA4	PARTNR	BP_PARTNER_NEW	Business Partner Number	CHAR	10	Conditional
VTBSTA4	RANTYP	RANTYP	Contract Type	CHAR	1	Conditional
VTBSTA4	SANLF	SANLF	Product Category	NUMC	3	Conditional
VTBSTA4	SGSART	VVSART	Product Type	CHAR	3	Conditional
VTBSTA4	SFHAART	TB_SFHAART	Financial Transaction Type	CHAR	3	Conditional
VTBSTA4	SABVERF	TB_SABVERF	Procedure for Generating Derived Flows	CHAR	5	Conditional

Note - The fields PARTNER and BUKRS are the common fields across the tables associated with maintaining the Company Code data of a Counterparty Business partner as described above.

Data Cleansing

For the Object 3040 - Business Partner no specific data cleansing is applicable due to below reasons/assumptions:

1. The Source System is Quantum and therefore it will be a manual extract of relevant data in a DCT form
2. The General Data View of Counterparty will be handled together with the Object 3007 (Business Partner- General) and therefore same de-duplication/cleansing rules will be followed

Data- Pre Load Validation Report

However, for the purpose of the object 3040 - Business Partner Counterparty, below validations reports should be available in Syniti so that the data as provided in DCT is validated before generating the pre-load file.

ID	Criticality	Error Message /Report Description	Rule	Output	Source System
01	High	Validity end date is in the Past	Check if Business Partner RLTY Not Equal to Blank, then the validity end date (VALID_TO) in the table BUT100 is not in the past <Cutover date	Records showing validity end date in the past	Not applicable. Check against S4 Configuration/Master Data

Conversion Process

The generic high-level process steps for the conversion are as below:

1. Extraction:
 - a. Extract from the source systems: Apply the selection parameters and data relevancy as mentioned in this specification, from the relevant tables
 - b. DCT: The DCT to be prepared if the data to be transformed and is part of the load file is not available in the Source system
2. Transform
 - a. Transform fields by applying the fields and value mapping in the Syniti
 - b. Generate and validate Pre-load files
3. Load
 - a. Load the validated Pre-load file using SAP's LTMC or the custom upload program as applicable.

However, with respect to object 3040- Business Partner Counterparty Master Data - the conversion process will depend upon the DCT (Data Collection Template) which will be provided by the business based on the source data from Quantum system. This DCT will be used for transformation and generation of the pre-load file.

Data Privacy and Sensitivity

Not applicable

Extraction

Extract data from a source into Syniti. There are 2 possibilities:

1. The data exists. Syniti connects to the source and loads the data into Syniti. There are 3 methods:
 - a. Perform full data extraction from relevant tables in the source system(s).
 - b. Perform extraction through the application layer.
 - c. Only if Syniti; cannot connect to the source, data is loaded to the repository from the provided source system extract/report.
2. The data does not exist (or cannot be converted from its current state). The data is manually collected by the business directly in Syniti. This is to be conducted using DCT (Data Collection Template) in Syniti.

The agreed Relevancy criteria is applied to the extracted records to identify the records that are applicable for the Target loads

In case of the object 3040- Business Partner Counterparty, the data is to be provided in a DCT by the business, therefore extraction related activity is not carried out via Syniti

Extraction Run Sheet

Req #	Requirement Description	Team Responsible
-------	-------------------------	------------------

01	<p>Extract from relevant tables/reports from Quantum all relevant information required to populate the DCT for Counterparties for relevant Company Codes.</p> <p>This extraction is supplement to the general data of Counterparty already prepared for creation as Business Partner General Role [Object-3007 - Business Partners - General (Role 000000)]</p>	Business
----	---	----------

Selection Screen

Not applicable as the extraction is manual activity to be performed by business in Quantum system.

Data Collection Template (DCT)

Target Ready Data Collection Template will be created for 3040 - Business Partner Counterparty data in a Data Collection Template (DCT) by business.

This DCT is to be prepared in addition to the DCT containing the General Data such as Name, Address, Contact Details, Payment Information, Identification Numbers etc., which will be provided against the object 3007 - Business Partners - General (Role 000000)

Object 3040- Business Partner Counterparty- DCT Rules

Field Name	Field Description	Rule
BUT100 - PARTNER	Business Partner Number	<p>This is a required field.</p> <p>This number is internally generated by the system (will be available once General Role -000000 is created)</p> <p>In DCT, S4HANA number to be populated based upon the number created as per CNV-3007 - General Role 000000</p>
BUT100 -RLTYP	Business Partner Role	<p>This is a required field.</p> <p>Business Partner that needs to be created as Counterparty should be assigned to role TR0151</p>
BUT100 - VALID_FROM	Validity Start of a BP Role	<p>This is a required field.</p> <p>Though the date format is YYYYMMDDHHMMSS, in the DCT provide YYYYMMDD as real value and HHMMSS can be left blank</p> <p>Example: 20250101</p>
BUT100 - VALID_TO	Validity End of a BP Role	<p>This is a required field.</p> <p>Though the date format is YYYYMMDDHHMMSS, in the DCT provide YYYYMMDD as real value and HHMMSS can be left blank. If the actual end date is not known, then a generic end date of year 9999 can be provided.</p> <p>Example: 99991231</p> <p>Note: The end date should not be prior to the cutover/go live date.</p>
<u>Counterparty Role - Company Code Data - Payment Details</u>		
VTBST C1- PARTNER	Business Partner Number	<p>This is a required field.</p> <p>This number is the same as entered for Role extension against field BUT100-PARTNER</p>
VTBST C1- BUKRS	Company Code	<p>This is a required field.</p> <p>The four character Company Code in the S4HANA for which this counterparty is being extended/created</p>
VTBST C1- WAERS	Currency Key	<p>This is a required field.</p> <p>The currency key in which the payment details to be created. The currency key is as per ISO standard.</p>
VTBST C1- ZAHLVID	Identification of Payment Details (Standing Instructions)	<p>This is a required field.</p> <p>The field will be used as Payment Detail ID to be assigned to Standing Instructions.</p> <p>This is a free text field (length: 10 Chars)</p>
VTBST C1- BVTYP	Partner Bank Details	<p>This is a conditional field.</p> <p>This is to be populated only if a Payment Method requires Bank details of the Business partner as maintained in the General Data</p>

VTBST C1- HBKID	Short key for a house bank	This is a required field. House bank of the company code which will be used for the payments to this Counterparty
VTBST C1- HKTID	ID for account details	This is a required field. This is the Bank account ID available under the house bank. DCT to be populated with relevant account ID
VTBST C1- ZLSCH	Payment Method	This is a required field. The payment method determines how payments are to be made, e.g. by check, bank transfer or bill of exchange. DCT to be populated with an appropriate payment method from the available configured values.
VTBST C1- SZART	Payment Transaction	This field is "Not to be used" as per the MDS Leave blank Note: This field is to be used only if posting is made to Customer or Vendor. Not planned to use for Syway.
VTBST C1- RPZ AHL	Payer/payee	This is a conditional field. The Payer/Payee ID for payment in case of Incoming and outgoing payments are to be settled using this business partner. This is to be entered if posting is made to Customer or Vendor
VTBST C1- SPAYRQ	Generate Payment Request	This is a conditional field. This is a checkbox field. Put X only if a payment request is to be generated else leave blank
VTBST C1- ZWELS	List of Respected Payment Methods	This is a conditional field. This field is for listing payments methods (from pre-configured values), only to be filed when a specific payment method is not provided against the field: VTBSTC1-ZLSCH (Payment method)
<i>Counterparty Role - Company Code Data - Assignment of Payment Details as Standing Instructions</i>		
VTBST A1- BUKRS	Company Code	This is a required field. This number is the same as entered for Role extension against field BUT100-PARTNER
VTBST A1- PARTNR	Business Partner Number	This is a required field. The four character Company Code in the S4HANA for which this counterparty is being extended/created
VTBST A1- WAERS	Currency	This is a required field. The currency key in which the payment details to be created. The currency key is as per ISO standard.
VTBST A1- RANTYP	Contract Type	This is a conditional field The contract type to indicate if this is for Securities, FX etc. To be selected from the available configured values for the Contract Type. Note - This is a conditional field. If populated at Contract Type level, then applies to all the Product categories, product types, transaction types under the said Contract Type. However, can also be selected only at Transaction Type level or product Type level too. For the DCT purpose this must be specified if the Payment details assignment to Standing Instructions is to be at the combination of Contract Type + Product Category + Product Type + Financial Transaction Type.
VTBST A1- SANLF	Product Category	This is a conditional field The Product Categories as available under a contract type. To be selected from the available configured values of Product Category against a Contract Type. Note - This is a conditional field. If populated at Product Category level, then applies to all the product types, transaction types under the said Product Category. For the DCT purpose this must be specified if the Payment details assignment to Standing Instructions is to be at the combination of Product Category + Product Type + Financial Transaction Type
VTBST A1- SGSART	Product Type	This is a conditional field The Product Type as available under a Product Category. To be selected from the available configured values of Product Types against a Product Category.

		<p>Note - This is a conditional field. If populated at Product Type level, then applies to all the transaction types under the said Product Type.</p> <p>For the DCT purpose this must be specified if the Payment details assignment to Standing Instructions is to be at the combination of Product Type + Financial Transaction Type</p>
VTBST A1- SFHAA RT	Financial Transaction Type	<p>This is a conditional field</p> <p>The Financial Transaction Type as available under a Product Type. To be selected from the available configured values of Financial Transaction Types against a Product Type</p> <p>For the DCT purpose this must be specified if the Payment details assignment to Standing Instructions is to be at the combination of Contract Type + Product Category + Product Type + Financial Transaction Type</p>
VTBST A1- SSIGN	Direction	<p>This is a conditional field</p> <p>This field to be entered as + for inflow or - for outflow</p>
VTBST A1- ZAHLVID	Payment Details ID	<p>This is a required field</p> <p>Payment Detail ID as created against the VTBSTC1-ZAHLVID is to be entered here as standing instruction against the combination of Contract Type, Product Category, Product Type, Financial Transaction Types as applicable.</p>
<i>Counterparty Role - Company Code Data - Authorisation</i>		
VTBST A3- BUKRS	Company Code	<p>This is a required field.</p> <p>This number is the same as entered for Role extension against field BUT100-PARTNER</p>
VTBST A3- PARTNR	Business Partner Number	<p>This is a required field.</p> <p>The four character Company Code in the S4HANA for which this counterparty is being extended/created</p>
VTBST A3- RANTYP	Contract Type	<p>This is a conditional field</p> <p>The contract type to indicate if this is for Securities, FX etc. To be selected from the available configured values for the Contract Type.</p> <p>Note - This is a conditional field. If populated at Contract Type level, then applies to all the Product categories, product types, transaction types under the said Contract Type. However, can also be selected only at Transaction Type level or product Type level too.</p> <p>For the DCT purpose this must be specified if the Authorisation for this Counterparty is to be maintained at the combination of Contract Type + Product Category + Product Type + Financial Transaction Type.</p>
VTBST A3- SANLF	Product Category	<p>This is a conditional field</p> <p>The Product Categories as available under a contract type. To be selected from the available configured values of Product Category against a Contract Type.</p> <p>Note - This is a conditional field. If populated at Product Category level, then applies to all the product types, transaction types under the said Product Category.</p> <p>For the DCT purpose this must be specified if the Authorisation for this Counterparty is to be maintained at combination of Contract Type + Product Category + Product Type + Financial Transaction Type</p>
VTBST A3- SGSART	Product Type	<p>This is a conditional field</p> <p>The Product Type as available under a Product Category. To be selected from the available configured values of Product Types against a Product Category.</p> <p>Note - This is a conditional field. If populated at Product Type level, then applies to all the transaction types under the said Product Type.</p> <p>For the DCT purpose this must be specified if the Authorisation for this Counterparty is to be maintained at combination of Contract Type + Product Category + Product Type + Financial Transaction Type</p>
VTBST A3- SFHAA RT	Financial Transaction Type	<p>This is a conditional field</p> <p>The Financial Transaction Type as available under a Product Type. To be selected from the available configured values of Financial Transaction Types against a Product Type</p> <p>For the DCT purpose this must be specified if the Authorisation for this Counterparty is to be maintained at combination of Contract Type + Product Category + Product Type + Financial Transaction Type</p>
VTBST A3- AUTHOR	Authorization indicator for Treasury product	<p>This is a required field</p> <p>This is the checkbox field to indicate the authorisation. The value to be populated here is X</p>

Counterparty Role - Company Code Data - Derived Flow

VTBST A4- BUKRS	Company Code	<p>This is a conditional field</p> <p>This number is the same as entered for Role extension against field BUT100-PARTNER</p> <p>This is required to be provided in DCT if any derived flow (automatic flow) need to be generated</p>
VTBST A4- PARTNR	Business Partner Number	<p>This is a conditional field</p> <p>The four character Company Code in the S4HANA for which this counterparty is being extended/created</p> <p>This is required to be provided in DCT if any derived flow (automatic flow) need to be generated</p>
VTBST A4- RANTYP	Contract Type	<p>This is a conditional field</p> <p>The contract type to indicate if this is for Securities, FX etc. To be selected from the available configured values for the Contract Type.</p> <p>Note - This is a conditional field. If populated at Contract Type level, then applies to all the Product categories, product types, transaction types under the said Contract Type. However, can also be selected only at Transaction Type level or product Type level too.</p> <p>For the DCT purpose this must be specified if the derived flow for this Counterparty is to be maintained at the combination of Contract Type + Product Category + Product Type + Financial Transaction Type.</p>
VTBST A4- SANLF	Product Category	<p>This is a conditional field</p> <p>The Product Categories as available under a contract type. To be selected from the available configured values of Product Category against a Contract Type.</p> <p>Note - This is a conditional field. If populated at Product Category level, then applies to all the product types, transaction types under the said Product Category.</p> <p>For the DCT purpose this must be specified if the derived flow for this Counterparty is to be maintained at combination of Contract Type + Product Category + Product Type + Financial Transaction Type</p>
VTBST A4- SGSART	Product Type	<p>This is a conditional field</p> <p>The Product Type as available under a Product Category. To be selected from the available configured values of Product Types against a Product Category.</p> <p>Note - This is a conditional field. If populated at Product Type level, then applies to all the transaction types under the said Product Type.</p> <p>For the DCT purpose this must be specified if the derived flow for this Counterparty is to be maintained at combination of Contract Type + Product Category + Product Type + Financial Transaction Type</p>
VTBST A4- SFHAA RT	Financial Transaction Type	<p>This is a conditional field</p> <p>The Financial Transaction Type as available under a Product Type. To be selected from the available configured values of Financial Transaction Types against a Product Type</p> <p>For the DCT purpose this must be specified if the derived flow for this Counterparty is to be maintained at combination of Contract Type + Product Category + Product Type + Financial Transaction Type</p>
VTBST A4- SABVE RF	Procedure for Generating Derived Flows	<p>This is a conditional field</p> <p>To be populated with a pre-configured value of derived flow against the combination of Contract Type + Product Category + Product Type + Financial Transaction Type, as applicable</p>

Extraction Dependencies

For object 3040- Business Partner no extraction dependencies is applicable for as the extraction is via DCT and this is Master Data object by nature

Transformation

The Target fields are mapped to the applicable Legacy field that will be its source, this is a 3-way activity involving the Business, Functional team and Data team. This identifies the transformation activity required to allow Syniti to make the data Target ready:

1. Perform value mapping and data transformation rules.
 - a. Legacy values are mapped to the to-be values (this could include a default value)
 - b. Values are transformed according to the rules defined in Syniti
2. Prepare target-ready data in the structure and format that is required for loading via prescribed Load Tool. This step also produces the load data ready for business to perform Pre-load Data Validation

Transformation Run Sheet

Item #	Step Description	Team Responsible
1	Ensure all the fields that require value mapping, as stipulated Mapping tables, have the latest signed-off mapping files imported into Syniti	Data team
2	Ensure that signed off value mappings have been maintained in the Syniti	Syniti team
3	Confirm the value mappings as maintained in the Syniti	Data team
4	Ensure that Signed off CONSTRUCT from business has been received and maintained in Syniti	Syniti/Data team
5	Execute transformation for the object	Syniti team
6	Monitor the transformation progress and ensure performance and completion is within allowed timeframe	Syniti/Data team
7.	Generate Pre-Load reports.	Syniti team
8.	Generate data load count.	Syniti team
9.	Log errors as defects, if any and address resolutions. Close defects.	Syniti/Data team
10.	Re-transform and re-validate the Pre-load reports if necessary.	Syniti/Data team
11.	Validate the transformed file as part of pre-load validation, raise data defects or provide the pre-load sign-off.	Business
12.	Analyse and resolve any pre-load defects logged by business.	Syniti/Data team
13.	Repeat steps 5 to 11 if necessary	Syniti/Data team
14.	Proceed to pre-load validations	Data team

Transformation Rules

Rule #	Source system	Source Table	Source Field	Source Description	Target System	Target Table	Target Field	Target Description	Transformation Logic
01	NA	NA	NA	CONSTRUCT	S4HANA	BUT100	PARTNER	Business Partner Number	As per DCT, (To be validated against the General Role)
02	NA	NA	NA	CONSTRUCT	S4HANA	BUT100	RLTYP	BP Role	TR0151
03	NA	NA	NA	CONSTRUCT	S4HANA	BUT100	VALID_FROM	Validity Start of a BP Role	As per DCT
04	NA	NA	NA	CONSTRUCT	S4HANA	BUT100	VALID_TO	Validity End of a BP Role	As per DCT Check the Validity End date is not < Cutover date
05	NA	NA	NA	CONSTRUCT	S4HANA	VTBSTC1	PARTNER	Business Partner Number	As per DCT (Should be same as entered for table BUT100)
06	NA	NA	NA	CONSTRUCT	S4HANA	VTBSTC1	BUKRS	Company Code	As per DCT
07	NA	NA	NA	CONSTRUCT	S4HANA	VTBSTC1	WAERS	Currency Key	As per DCT
08	NA	NA	NA	CONSTRUCT	S4HANA	VTBSTC1	ZAHLVID	Identification of Payment Details (Standing Instructions)	As per DCT
09	NA	NA	NA	CONSTRUCT	S4HANA	VTBSTC1	BVTYP	Partner Bank Details	As per DCT
10	NA	NA	NA	CONSTRUCT	S4HANA	VTBSTC1	HBKID	Short key for a house bank	As per DCT
11	NA	NA	NA	CONSTRUCT	S4HANA	VTBSTC1	HKTID	ID for account details	As per DCT
12	NA	NA	NA	CONSTRUCT	S4HANA	VTBSTC1	ZLSCH	Payment Method	As per DCT
13	NA	NA	NA	CONSTRUCT	S4HANA	VTBSTC1	SZART	Payment Transaction	Leave Blank
14	NA	NA	NA	CONSTRUCT	S4HANA	VTBSTC1	RPZ AHL	Payer/payee	As per DCT
15	NA	NA	NA	CONSTRUCT	S4HANA	VTBSTC1	SPAYRQ	Generate Payment Request	As per DCT
16	NA	NA	NA	CONSTRUCT	S4HANA	VTBSTC1	ZWELS	List of Respected Payment Methods	As per DCT
17	NA	NA	NA	CONSTRUCT	S4HANA	VTBSTA1	BUKRS	Company Code	As per DCT

18	NA	NA	NA	CONSTRUCT	S4HANA	VTBSTA1	PARTNR	Business Partner Number	As per DCT (Should be same as entered for table BUT100 and VTBSTC1)
19	NA	NA	NA	CONSTRUCT	S4HANA	VTBSTA1	WAERS	Currency	As per DCT
20	NA	NA	NA	CONSTRUCT	S4HANA	VTBSTA1	RANTYP	Contract Type	As per DCT
21	NA	NA	NA	CONSTRUCT	S4HANA	VTBSTA1	SANLF	Product Category	As per DCT
22	NA	NA	NA	CONSTRUCT	S4HANA	VTBSTA1	SGSART	Product Type	As per DCT
23	NA	NA	NA	CONSTRUCT	S4HANA	VTBSTA1	SFHAART	Financial Transaction Type	As per DCT
24	NA	NA	NA	CONSTRUCT	S4HANA	VTBSTA1	SSIGN	Direction	As per DCT
25	NA	NA	NA	CONSTRUCT	S4HANA	VTBSTA1	ZAHLVID	Payment Details ID	As per DCT (should be same as created against the currency for the table VTBSTC1)
26	NA	NA	NA	CONSTRUCT	S4HANA	VTBSTA3	BUKRS	Company Code	As per DCT
27	NA	NA	NA	CONSTRUCT	S4HANA	VTBSTA3	PARTNR	Business Partner Number	As per DCT (Should be same as entered for table BUT100 and VTBSTC1)
28	NA	NA	NA	CONSTRUCT	S4HANA	VTBSTA3	RANTYP	Contract Type	As per DCT
29	NA	NA	NA	CONSTRUCT	S4HANA	VTBSTA3	SANLF	Product Category	As per DCT
30	NA	NA	NA	CONSTRUCT	S4HANA	VTBSTA3	SGSART	Product Type	As per DCT
31	NA	NA	NA	CONSTRUCT	S4HANA	VTBSTA3	SFHAART	Financial Transaction Type	As per DCT
32	NA	NA	NA	CONSTRUCT	S4HANA	VTBSTA3	AUTHOR	Authorization indicator for Treasury product	As per DCT (Should be always X)
33	NA	NA	NA	CONSTRUCT	S4HANA	VTBSTA4	BUKRS	Company Code	As per DCT
34	NA	NA	NA	CONSTRUCT	S4HANA	VTBSTA4	PARTNR	Business Partner Number	As per DCT (Should be same as entered for table BUT100 and VTBSTC1)
35	NA	NA	NA	CONSTRUCT	S4HANA	VTBSTA4	RANTYP	Contract Type	As per DCT
36	NA	NA	NA	CONSTRUCT	S4HANA	VTBSTA4	SANLF	Product Category	As per DCT
37	NA	NA	NA	CONSTRUCT	S4HANA	VTBSTA4	SGSART	Product Type	As per DCT
38	NA	NA	NA	CONSTRUCT	S4HANA	VTBSTA4	SFHAART	Financial Transaction Type	As per DCT
39	NA	NA	NA	CONSTRUCT	S4HANA	VTBSTA4	SABVERF	Procedure for Generating Derived Flows	As per DCT

Note:

1. The business partner number and Company code information should be the same for each record in the DCT

Transformation Mapping

Mapping Table Name	Mapping Table Description
Business Partner	Mapping Table for Quantum counterparty/partner code to S4HANA Business Partner

Transformation Dependencies

List the steps that need to occur before transformation can commence

Item #	Step Description	Team Responsible
1	Ensure all the fields that require value mapping, as stipulated Mapping tables, have the latest signed-off mapping files imported into Syniti	Data team
2	Ensure that signed off value mappings have been maintained in the Syniti	Syniti team
3	Confirm the value mappings as maintained in the Syniti	Data team
4	Ensure that Signed off DCT from business has been received and maintained in Syniti	Syniti/Data team
5	Confirm on the extracted values	Syniti, Data and business

Pre-Load Validation

Project Team

The Pre Load validations are performed by Project Team

Completeness

Task	Action
Generation of Pre-load reports	<p><u>Mandatory field check.</u></p> <ul style="list-style-type: none"> • Company Code for which a Business Partner - Counterparty master is being created is part of the scope • The business partner being created as Counterparty role is available in the General Role (000000) • The Role assigned in the Pre-Load validation file against a record is TR0151 • The validity end date of the role for a record in the Pre-load file is not prior to cutover/go-live date • For the payment details part of the Company Code data of a Counterparty BP, the Payment Detail ID (Z AHLVID) is not left blank • The same Payment details ID (Z AHLVID) is used in the assignment to a standing instruction • The authorisation field is always X
Record Count	<p><u>Record Count</u></p> <p>Confirm the record counts in preload summary report</p> <ul style="list-style-type: none"> • Total Records: <ul style="list-style-type: none"> ◦ Valid Records: ◦ Invalid Records
Business Confirmation	<p>Data team after the initial validation of Pre-Load validation based on the pre agreed validation checklist</p> <p>To send the Pre-Load file to the Business Representatives for all plants/valuation area in scope for conversion</p> <p>Business Representatives to validate the pre-load file</p> <p>Agree with data team on the next steps for erroneous records</p>

Accuracy

Task	Action
Mandatory field mapping and transformation	<p>Obtain a list of the fields to be populated with values from mapping files and ensure all these fields contain S /4HANA values.</p> <ul style="list-style-type: none"> • Business Partner to be created with treasury role TR0151 is correctly picked up based on XREF from the role 000000 (General Data)
Business Value Checks	<p>For the payment details part of the Company Code data of a Counterparty BP, the Payment Detail ID (Z AHLVID) is not left blank</p>
Records in Errors	<p>Review and correct the errors. Achieve a zero-error record count as much as possible. Raise defects for data remediated and requiring a correction in the source data.</p>

Business

The following pre-load validations will be performed by business.

Completeness

Task	Action
Check Data load register count	Business Data Owner/s to verify that the total number of relevant records to be converted as per DCT is equal to the total number of records in the Preload file.
Key Fields Check	Business to check some key fields such as validity end date, payment details ID, House Bank, Bank Account ID etc., are

correctly populated against the DCT

Accuracy

Task	Action
Conversion accuracy	To check and validate the load files with all the transformation and mapping rules, to be signed off.

Load

The load process includes:

1. Execute the automated data load into target system using load tool or produce the load file if the loading of records to be done via LTMC - It is assumed that even though the LTMC - S4_FI_TRM_BP_ROLES is relevant for Direct Transfer only, it can be used for staging. If the same is not feasible <TBC by Syniti team> then function module CNV_OT_APPL_FI_TRM_BP_ROLE using a wrapper custom load program can be used as alternative
2. Once the data is loaded to the target system, it will be extracted and prepared for Post Load Data Validation with side by side check of each fields in scope of the objects with fields to be displayed as XXXX_ECC, XXXX_S4HANA, XXXX_MATCH (As TRUE or FALSE) with an additional column denoting fields not matching and status of loading in S/4HANA as LOADED_IN_S4HANA (As TRUE or FALSE)

Load Run Sheet

Item #	Step Description	Team Responsible
01	Go to load file and pick 5 data records, load manually without any tool. See what happens. If all okay, proceed with the next step.	Data team
02	Go to load file and pick 10 records and load them with the tool. No action if the previous step has fallen. If not, then continue to load 10 records with the tool. Check if everything went okay.	Data team
03	Proceed with the full load if steps one and two were succeed else fix the issue with records	Data team
04	Validate few records loaded by accessing standard transactions from S/4HNA e.g. BP or check in the tables - BUT100, VTBSTC1, VTBSTA1, VTBSTA3 and VTBSTA4	Data team
05	Generate post load report if step 5 is validated	Data team
06	Log errors as defects, if any and address resolutions. Close defects.	Data team
07	Resolve defects by reupload and re-generate post load reports if necessary.	Data team
08	Business to validate the post load files as part of post-load validation, raise data defects or provide the post-load sign-off.	Business
09	Repeat steps 1 to 5 if necessary.	Data team

Load Phase and Dependencies

The load phase for the object 3040-Business Partner Counterparty is **Pre-Cutover Phase 3**

Configuration

Below configurations should exist

Item #	Configuration Item
01	Company Codes relevant for Treasury- Field BUKRS (Check Table: T001)
02	House Bank- Field HBKID (Check Table: T012)
03	House Bank Ids- Field HKTID (Check Table: T012K)
04	Payment Methods- Field ZLSCH (Check Table: T042Z)
05	Contract Type - Field RANTYP
06	Product Category- Field SANLF (Check Table: TZAF)
07	Product Type- Field SGSART (Check Table: TZPA)

08	Financial Transaction Types- Field SFHAART (Check Table: AT10)
09	Derived Flow Procedure- Field SABVERF (Check Table: AT22)

Conversion Objects

Object #	Preceding Object Conversion Approach
CNV-3007	Business Partner - General Role
CNV-1083	Bank Master
CNV-3017	Business Partners - FI Customer (FLCU00)
CNV-3018	Business Partners - FI Vendor (FLVN00)

Error Handling

The table below depicts some possible system errors for this data object during data load. All data load error is to be logged as defect and managed within the Defect Management.

Error Type	Error Description	Action Taken
Valid Master	Business Partner is not having a valid treasury role i.e. TR0151	Ensure that Business Partner is updated with correct role
Derived Flow	Derived Flow is not available or incorrect	Check if the Derived Flow (check table AT22) is as per configuration and update the BP role
House Bank Account	The house bank entered in the record does not belong to the Company Code	Update the Business Partner with the correct House Bank
Payment Detail ID	No valid payment detail ID found	Update the standing instruction with correct Payment Detail ID

Post-Load Validation

Project Team

The following post load validations will be done by Project Team

Completeness

Task	Action
Reconciliation of Record Count	<p><u>Record Count</u> - Count and check how many records were loaded vs. Records in the load file (Each mock has it's own data record count)</p> <p>Check for logs from Load and fix erroneous records, if any.</p>

Accuracy

Task	Action
Check values in key fields for accuracy	<p>Post-load reports will have the same structure as the load file and some additional columns as required to facilitate the post load validation.</p> <p>Leverage on tool to create a Post Load report that reports S/4HANA loaded records along with the legacy values side-by-side to allow for 100% check of all these fields in the shortest possible time.</p> <p><u>Any</u> mismatch will be reported under the Post Load - Error report.</p>

Business

The following post load validations will be done by business.

Completeness

Task	Action
Record Count Check	Review the record count report from the Data Team and ensure it is correct by cross-checking with the record count confirmed during Pre-load Business Validations Business may also run transaction code BP to cross check the records created for Counterparties

Accuracy

Task	Action
Field Checks	Check key fields to ensure that Business Partner - Counterparty has been maintained with proper details such as <ul style="list-style-type: none">• Right House Bank and Bank Account IDs• Partner Bank IDs where applicable• Payer/Payee ID as applicable• Payment Detail ID is correctly assigned to the standing instructions

Key Assumptions

- Master Data Standard is up to date as on the date of documenting this conversion approach and data load.
- Object -3040 - BP Counterparties is in scope based on data design and any exception requested by business.
- Object -3007 - BP General- Data for all applicable fields of General Role have been collected in DCT and has been loaded correctly following the specs of the CNV-3007

See also

[CNV-3007: Business Partner General - CNV-3007 Business Partners - General \(Role 000000\) - SyWay Project - Syensqo - Wiki knowledge base](#)







Change log

Version	Published	Changed By	Comment
CURRENT (v. 38)	May 06, 2026 13:30	VIDWANS-ext, Sauradh	
v. 37	May 06, 2026 13:21	VIDWANS-ext, Sauradh	
v. 36	Apr 07, 2026 13:20	VIDWANS-ext, Sauradh	
v. 35	Dec 09, 2025 13:52	BAJAJ-ext, Manoj	
v. 34	Dec 09, 2025 13:49	BAJAJ-ext, Manoj	
v. 33	Dec 09, 2025 11:19	BAJAJ-ext, Manoj	
v. 32	Dec 08, 2025 12:14	BAJAJ-ext, Manoj	
v. 31	Dec 08, 2025 12:07	BAJAJ-ext, Manoj	
v. 30	Dec 03, 2025 08:20	PILLAY-ext, Lawrence	
v. 29	Dec 03, 2025 04:30	BAJAJ-ext, Manoj	

[Go to Page History](#)

Workflow history

This view shows the 5 most recent entries. The complete workflow log is available from the 'Document Activity' menu item.

From Apr 07, 2026 to May 06, 2026	Actor	Type	Activity	Version
Approved	 VIDWANS-ext, Sauradh	Edit	updated the page at 1:20 pm	
Jan 26, 2026				
	 TAN-ext, Charmaine	State	changed state to Approved at 2:20 pm (State override) <i>[PMO Comments] Conversion Spec completed as per CS register and functional review completed</i>	v35
Lead Approval	 TAN-ext, Charmaine	State	gave <i>Minor change</i> approval at 2:20 pm <i>[PMO Comments] Conversion Spec completed as per CS register and functional review completed</i>	
Dec 09, 2025				
	 GARCIA-ext, Angel Luis	State	changed expiry date to '16 Dec, 2025 02:59 pm' at 2:59 pm	
	 GARCIA-ext, Angel Luis	State	changed state to Lead Approval at 2:59 pm	v35
Tech Review	 GARCIA-ext, Angel Luis	State	gave <i>Syniti Team Review</i> approval at 2:59 pm	