

ERP-716 Integration Process - Upload Compliance (EARUS) Classification Codes Descartes to GTS

Status	Approved
Owner	TATARU-ext, Eugenia
Stakeholders	CASTELEIRA, Patricia LIETAERT-ext, Massimo
Jira Request ID	 ERP-496 - Jira project doesn't exist or you don't have permission to view it.
Jira Development ID	 ERP-716 - Jira project doesn't exist or you don't have permission to view it.

High- Level Specification

Application System (Source)	Descartes
Application System (Target)	SAP GTS
Source System Interface	Descartes FTP Website
Target System Interface	ERP-717
Business Process Reference	12.02.01.01. Manage Classification Codes

Functional Overview

Syensqo uses Descartes (3rd party system) which is the market-leading global trade content for GTS that provides the most current regulatory data for Compliance Classification Codes (Export Control on EARUS). New classification codes are always provided by Descartes on a regular basis via XML files.

The purpose of this integration specification is to automatize the process by, extracting the list of EARUS compliance classification codes published by the Government from Descartes's website and upload it to GTS. The update should occur when a file is provided by Descartes. Updates can be received on a weekly basis, hence the set up of the program will be marked as weekly to do the file movement. The files will be taken from the directory path within Descartes SFTP location in a zip format. The files are supposed to be stored after successful upload to GTS system - for audit purposes (the upload program to the GTS system is covered within FS [ERP-717](#)).

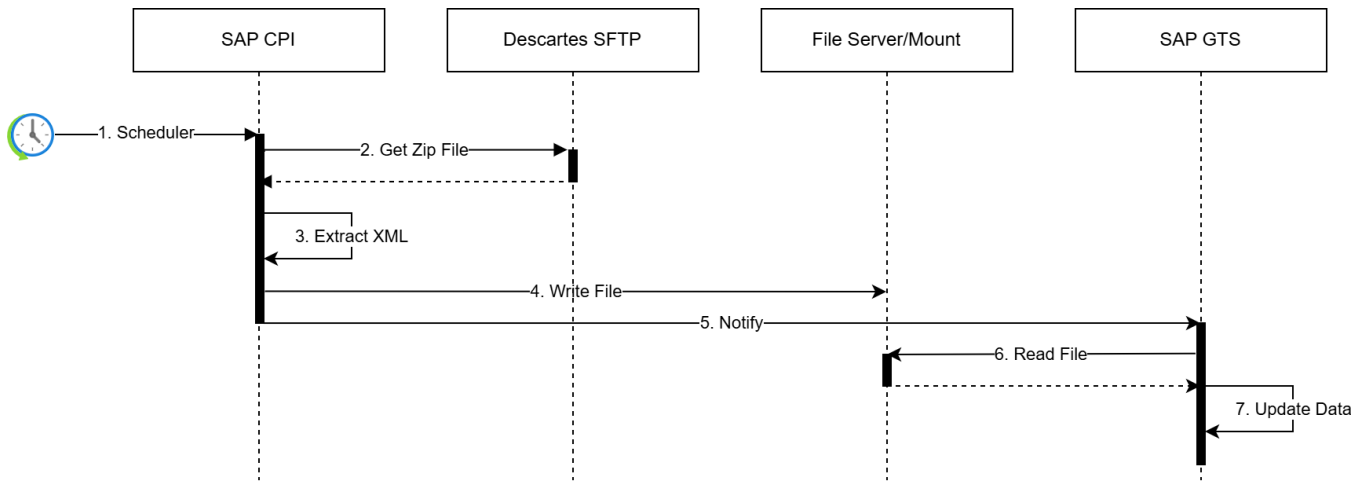
Scope and Objectives

While GTS is the leading system for classification codes and product assignment, this step is the prerequisite before classifying any product and before any export can happen in the system.

This new automatization follows one straight objective: to reduce the workload of man/hour which involves emails, dependency on an user action /availability or knowledge transfer within the team.

With the 3 different instances of GTS system for US, China and Rest of World, the EARUS file must be available in all systems for the product-classification codes to happen.

Process Flow Diagram



	Description	Comment
1	A Scheduler in CPI initiates the Integration	To run on a weekly basis
2	CPI connects to Descartes SFTP site and uploads the EARUS file	The file is a ZIP archived XML file.
3	CPI unzips the file containing the EARUS data	The file is in XML format. The zip file contains only one file
4	CPI writes the XML file to a specified location in a File Server	The location should be accessible by S/4HANA
5	CPI raises a notification providing the filename to be processed	The notification is via Event Mesh
6	GTS Triggers the program to read the file from the file server	See ERP-717
7	The program updates the contents from the file to standard tables	See ERP-717

Assumptions

1. SAP Cloud Platform Integration connectivity is available.
2. SAP GTS E4H system is available at the time of extraction.

Dependencies

Descartes must published first the XML content for Export Control Classification Numbers- EARUS codes.

Security, Integrity and Controls

- Connection to Descartes to retrieve files will use SAP Integration Suite Middleware CPI (download zip, unzip, upload) using secure protocols.

Configuration Requirements

N/A

Special Requirements

Overwriting should be possible. Whenever there is an emergency and cannot wait for the interface program to run, the GTS IT user can login to the FTP server, download the XML file and then upload the file to GTS manually.. However, at the next run of the program this should overwrite the entries stated by the GTS IT user.

Design Rationale

Existing process is a manual XML upload of ECCN codes for the Legal Reg. EARUS on a regularly basis into GTS and it needs to be replaced by this automated solution:

- The CPI middleware will handle the file from FTP and push it to GTS (S/4 instance).

- Connection details:
 - SFTP Server: [sftp://download.custominfo.com](http://download.custominfo.com)
 - Directory Path: /E4H/Dual Use and LDR
 - Filename : E4H_ECCN_US_EN_vXXXXXX.zip (do not select the other .zip like *LDR or *DULUS)
- The program should download the .zip folder, unzip it and upload the XML in GTS.
- If error appears during integration process, a notification should be send to the GTS IT users (see Interface Alert & Monitoring chapter).

Data Structure

N/A

Source Structure

The following fields will be used to provide the required information for this interface:

Field	Description

Target Structure

The following fields will be used to provide the required information for this interface:

Field	Description

Mapping and Calculation

N/A

Source Table	API or Portlet Name	Source Field	Required (Y/N)	Description	Target Field	API or Portlet Name	Target Field	Required (Y/N)	Description	Rule Type	Rule Instruction

Processing Logic

Processing within Source

For this integration there will be no processing within the Source.

Processing within Middleware

CPI will pass the file without modification or transformation.

Processing within Target

The files will not be modified in the target but placed directly in the file server without any transformation. Once this interface notifies the GTS system via the System Interface developed in [ERP-717](#), the data will be loaded to relevant tables.

The files fetched from the data provider will be uploaded to GTS system using standard transaction /n/SAPSL/LLNS_UPL002.

Interface Dependency

N/A

Interface Constraints

Upon polling, if CPI finds an updated file in Data Provider (Descartes) SFTP, it will be processed.

Descartes does not provide a Test or Dev tenant, so all CPI and GTS tenants will connect and access the Production Descartes SFTP.

Delivery Requirements

This interface should work like a batch program which runs on the same time every week (TBD the day and time).

Delta or Full Load Requirements

First upload will be considered as the initial upload for EARUS XML classification codes full upload.

After that, the rest are considered delta, whenever new codes shows up or changes.

Interface Alert & Monitoring

Technical alerts are sent to the GTS IT super user team listed under sco-digops-gts@syensqo.com in case the interface face any issues.

CALM interface alerts are send out if the interface has an issue allowing users to monitor and manage system.

Interface Reporting

N/A

Language Requirements

English

User Interface Requirements

N/A

Volumetrics

File sizes:

ZIP file, less than 1MB

Extracted XML file, around 5MB

Performance Consideration

File sizes:

ZIP file, less than 1MB

Extracted XML file, around 5MB

Error Handling

Log requirements:

1. Extract - Not able to access file server technical alert to the GTS IT users.
2. Authorization issue to access the FTP site technical alert to the GTS IT users.
3. File matching the naming convention is not found in the FTP site technical alert to the GTS IT users.
4. Interface face issue to trigger the wrapper program technical alert to the GTS IT users.

Testing

How to Test

Open the FTP site and login with the credentials given.

Download the file with naming convention **E4H_EECN_US_EN_vXXXXX.zip** from the week before of the run date.

Run the file interface and the file should be successfully placed in the defined file server for this requirement.

Test Conditions and Expected Results

ID	Condition	Expected Results
1	Sample file from Descartes test folder to be uploaded	File should be fetched and uploaded to GTS system

Test Considerations/Dependencies

Test the file interface program and then test the standard transaction to upload the file to GTS system.

Other Information

Development Details

Package

Package Name	Parent Package

Other Development Objects

Object Type	Object Name	Purpose/High Level Logic	Design Rationale Reference

Appendix

See also

File	Modified
File High Level Sequence Diagram draw.io diagram	Dec 10, 2025 by EPASINGHE-ext, Kapila
File ~High Level Sequence Diagram.tmp draw.io Draft	Dec 10, 2025 by EPASINGHE-ext, Kapila

[Download All](#)






Change log

Version	Published	Changed By	Comment
CURRENT (v. 39)	Dec 11, 2025 14:34	EPASINGHE-ext, Kapila	Minor change
v. 38	Dec 11, 2025 14:33	EPASINGHE-ext, Kapila	
v. 37	Dec 11, 2025 11:01	EPASINGHE-ext, Kapila	
v. 36	Dec 11, 2025 11:00	EPASINGHE-ext, Kapila	Minor changes to formatting, and wording.
v. 35	Dec 10, 2025 14:55	TATARU-ext, Eugenia	
v. 34	Dec 10, 2025 14:45	EPASINGHE-ext, Kapila	minor corrections and Sequence Diagram
v. 33	Dec 10, 2025 12:41	EPASINGHE-ext, Kapila	
v. 32	Dec 10, 2025 12:38	EPASINGHE-ext, Kapila	
v. 31	Dec 09, 2025 13:53	TATARU-ext, Eugenia	
v. 30	Dec 09, 2025 13:41	EPASINGHE-ext, Kapila	

[Go to Page History](#)

Workflow history

This view shows the 5 most recent entries. The complete workflow log is available from the 'Document Activity' menu item.

Mar 30, 2026	Actor	Type	Activity	Version
Approved	 NARAHARI-ext, Bhargavi	State	changed state to Approved at 5:18 am	v39
Lead Approval	 NARAHARI-ext, Bhargavi	State	gave <i>POD Lead Review</i> approval at 5:18 am	
Dec 11, 2025				
	 EPASINGHE-ext, Kapila	Edit	updated the page at 2:33 pm	
	 EPASINGHE-ext, Kapila	State	changed expiry date to '18 Dec, 2025 01:34 pm' at 1:34 pm	
		State	changed state to Lead Approval at 1:34 pm	v39
Edited following Tech Review	 EPASINGHE-ext, Kapila	State	gave <i>Minor change</i> approval at 1:34 pm	
			<i>minor change</i>	

