



# ERP-512 Sync Project Person Responsible & Applicant with HR Positions - Batch

<b>Status</b>	Approved
<b>Owner</b>	BIDALIA-ext, Kuldeep
<b>Stakeholders</b>	MOREAU, Patrick
<b>Jira Request ID</b>	<div style="border: 1px solid orange; padding: 5px;">  ERP-167 - Jira project doesn't exist or you don't have permission to view it.         </div>
<b>Jira Development ID</b>	<div style="border: 1px solid orange; padding: 5px;">  ERP-512 - Jira project doesn't exist or you don't have permission to view it.         </div>

## High- Level Specification

Parameter	Value
<b>Application System</b>	S/4Hana ROW, S/4Hana China, S/4Hana CUI
<b>Business Process Reference</b>	10.02.01.01. Manage Project/WBS Changes 10.01.03.01. Manage Initiatives and Items

## Functional Overview

Standard fields "**Person Responsible No.**" and "**Applicant No.**" are utilized in Project Definition and Work Breakdown Structure (WBS) elements of a project to track accountability and facilitate project-related notifications & workflows. Given that standard fields are maintained through manual configuration. In Syway design , it is intended to use Position numbers in this table based on the roles assigned. This means-

- HR positions assigned to specific Security Roles via SAP User IDs will be designated as the responsible entities at the PPM Item, Project Definition and WBS element levels.
- It supports organizational continuity, as responsibilities are tied to HR Position rather than individuals- reducing the need for manual updates when personnel changes occur.

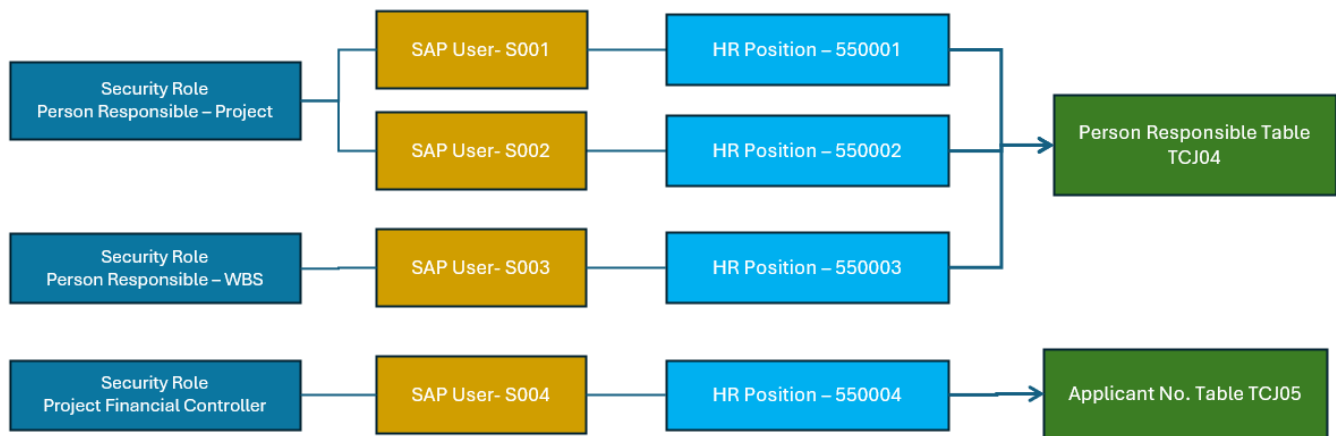
## Scope and Objectives

Scope- This enhancement defines a scheduled batch job that extracts HR positions based on their Security Role assignment and updates-

1. Person Responsible No. Table: Populated with positions linked to TCJ04 specific security roles i.e. 'Person Responsible - Project', 'Person Responsible - WBS'
2. Applicant No. Table: Populated with positions linked to TCJ05 specific security role/s i.e. 'Project Financial Controller'.

Objective- The key objective is to auto populate the Person Responsible and Applicant tables with relevant Positions based on relevant Security Roles.

## Process Flow Diagram



Note: The roles, SAP User IDs, and HR positions cited are illustrative examples

Process steps are-

Step	Description	Comment
1	Assign Security Role to SAP User ID	Assign TCJ04 specific security Roles e.g. 'Person Responsible - Project' OR 'Person Responsible - WBS' OR TCJ05 specific security Role/s 'Project Financial Controller' to SAP User ID/s
2	Assign SAP User ID to a HR Position	SAP User ID assigned to existing active HR Position
3	Execute Batch Job manually	Position will be derived based upon the defined Security Role assignment to the SAP User ID. Person Responsible No. or Applicant No. table will be appended as-  <ol style="list-style-type: none"> <li>Positions derived via Security Roles 'Person Responsible - Project' OR 'Person Responsible - WBS' is assigned then Person Responsible No. table will be updated with new record.</li> <li>Positions derived via Security Role 'Project Financial Controller' is assigned then Applicant No. table will be updated with new record.</li> </ol>
4	Check Positions available in Project Definition and WBS elements	Open a project and select project definition/ WBS element-  If Security Roles 'Person Responsible - Project' OR 'Person Responsible - WBS' is assigned to the Position via SAP User ID then search the Position in the Person Responsible No. field.  If Security Role 'Project Financial Controller' is assigned to the Position via SAP User ID then search the Position in the Applicant No. field.
5	Check Positions available in the PPM Item	Open an PPM Item-  If Security Roles 'Person Responsible - Project' OR 'Person Responsible - WBS' is assigned to the Position via SAP User ID then search the Position in the Project Owner field.  If Security Role 'Project Financial Controller' is assigned to the Position via SAP User ID then search the Position in the Project Financial Controller field.

## Assumptions

- The system will have predefined and stable Security Role. TCJ04 specific security roles i.e. 'Person Responsible – Project', 'Person Responsible – WBS', and TCJ05 specific security role/s i.e. 'Project Financial Controller' are expected to be consistently active. These Security Role name could vary based on Syensqo's nomenclature standards.
- One Position will be assigned to a single user.
- HR positions do not have direct security role assignments.
- HR position master data will be replicated in S/4 as HR mini-master
- The current design is based on the existing understanding of the design as of December 2025. Changes to design, such as Job Architecture, might result to changes in this RICEF. This logic will be determined post HR and Security design finalization.

## Dependencies

- HR mini master data must be replicated and kept current in SAP S/4HANA. Positions must be assigned to relevant Personnel Nos.
- Table structures for Person Responsible No. and Applicant No. must allow maintenance via Batch Job without creating Transport Request.
- Given that HR Position is Tier-1 master data, they will be replicated across all instances along with its associated infotypes.
- An interface will be developed to replicate entries from the Person Responsible and Applicant tables into all instances tables.

## Security, Integrity and Controls

- **Authorization Checks:** The application job will run under a non-dialog technical user with read access to required mini master HR tables and infotypes and write access to Person Responsible No. and Applicant No. tables (TCJ04 and TCJ05).

## Configuration Requirements

N/A

## Language Requirements

N/A

## Special Requirements

N/A

## Design Rationale

### Functional Requirements

The proposed application job must fulfil functional requirement to ensure accurate, Security Role based HR Positions via SAP User ID are available and extracted for the project governance.

Once extracted, the batch logic must filter positions based on Security Role: positions linked to "Person Responsible- Project", "Person Responsible-WBS" Security Roles must be inserted or updated in the Person Responsible table, while those linked to the Project Financial Controller Security Role must populate the Applicant table.

Additionally, the application job must record every update, capturing metadata such as the timestamp and whether a record was added, modified, or deleted, to ensure audit traceability.

**Note :** Alternatively, Find the Jobs assigned to the role and find the corresponding position of the jobs. ( logic to be determined post HR and Security role design)

## Proposed Technology to Use

N/A

## Data Source Considerations

N/A

Table	Field Name	Comments/Calculation/Field Manipulation
HRP1001	OBJID	Field for picking Personnel No. (OTYPE = P) and Position (OTYPE = S)
AGR_USERS	UNAME	Source for SAP User ID based on Security Roles
HRP1000	MC_STEXT	Source for Position Text

## Data Validation Considerations

- **Data Validation:** Position IDs are validated for active status before update.

Table	Field Name	Comments/Calculation/Field Manipulation
HRP1001	BEGDA	The system date must be on or after the start date
HRP1001	ENDDA	The system date must be earlier than the end date
HRP1014	REDUN	Obsolete indicator must not be assigned to the Position

## Custom Tables

N/A

## Master Data

N/A

Field	Description	Data Type/Length	Validation rule/ Value Help

## Configuration Table

Configuration tables TCJ04 (for Person Responsible No.) and TCJ05 (Applicant No.) will be maintained via Batch Job without creating Transport Request.

Field	Description	Data Type/Length	Validation rule/ Value Help
TCJ04-VERNR	Pers.Resp.No.	NUMC/ 8	Filled by derived Position IDs
TCJ05-ASTNR	Applicant no.	NUMC/ 8	Filled by derived Position IDs

## Selection Screen Enhancement

Field Name	Description	Select:	Data Type/Length	Default Value/ Validation rule/ Value Help	Selection Logic
AGR_NAME	Person Responsible Roles	Parameter	CHAR/ 30	TCJ04 specific security roles- Person Responsible- Project Person Responsible- WBS	Multiple Roles can be selected
AGR_NAME	Applicant Roles	Parameter	CHAR/ 30	TCJ05 specific security role/s- Project Financial Controller	Multiple Roles can be selected

## Processing Logic

This enhancement is initiated through a daily application job to ensure that Job based positions are consistently maintained within the TCJ04 & TCJ05 tables, sequence is-

### 1. Identify Person Responsible Positions

Pick all active Positions based on Person Responsible Roles or TCJ04 specific security roles-

a. Pass the roles defined in the "Person Responsible Roles" in the selection to the field AGR\_USERS-AGR\_NAME, and retrieve all SAP users (AGR\_USERS-UNAME) whose validity period is active i.e., the current date falls between the latest start date (AGR\_USERS-FROM\_DAT) and end date (AGR\_USERS-TO\_DAT).

b. Retrieve the User ID and determine the active Personnel Number from table PA0105. Pass the User ID to field PA0105-USRID where PA0105-USRTY = 0001.

Ensure that the Personnel Number is active, i.e., the current date falls within the validity period defined by start date (PA0105-BEGDA) and end date (PA0105-ENDDA). Finally, and select the Personnel Numbers from field PA0105-PERNR.

c. Pass the Personal nos. to HRP1001-OBJID to get the active Position. Pass below information to HRP1001 to pick active position i.  
e. HRP1001-SOBID

OTYPE = P  
OBJID = Personnel No.  
PLVAR = 01  
RSIGN = 008  
Current date between Latest Start (BEGDA) and End date (ENDDA) to ensure Person to Position mapping is active  
SCLAS = S  
Pick SOBID

Pass the selected position to table HRP1014 and verify that the obsolete check is inactive i.e., field REDUN is blank or no corresponding record exists in HRP1014. Ignore Position if entry found.

d. Pick Position description from HRP1000- where

OTYPE= S  
OBJID= Position no.  
Current date between Latest Start (BEGDA) and End date (ENDDA) to ensure Person to Position mapping is active  
Pick MC\_STEXT

List of Position IDs with Description will be collected, remove the duplicate entries if found.

## 2. Identify Applicant Positions

Pick all active Positions based on Applicant Roles or TCJ05 specific Security Role/s-

- a. Follow same steps as above for TCJ05 specific Security Role/s and collect Position IDs with Description.

**Note for step 1 & 2 : Alternatively, Find the Jobs assigned to the role and find the corresponding position of the jobs. ( logic to be determined post HR and Security role design)**

## 3. Update Tables TCJ04 and TCJ05-

- New Position added
  - Person Responsible table

For TCJ04 specific Security Roles, Compare TCJ04 table entry with Step-1 data.

If new Positions are found in Step-1 data, then insert them as new Records in TCJ04 i.e. Position in VERNR and respective Position text in VERNA.

- Applicant table

For TCJ05 specific Security Role/s, Compare TCJ05 table entry with Step-2 data.

If new Positions are found in Step-1 data, then insert them as new Records in TCJ05 i.e. Position in ASTNR and respective Position text in ASTNA.

- Existing Position Name changed
  - Person Responsible table

For TCJ04 specific Security Roles, Compare TCJ04 table's data with Step-1 data.

If same Positions are found in both the tables, then update each Position text i.e. TCJ04-VERNA.

- Applicant table

For Job i.e. HRP1001-SOBID = "TCJ05 specific Security Role/s", Compare TCJ05 table's data with Step-2 data.

If same Positions are found in both the tables, then update each Position text i.e. TCJ05-ASTNA.

- Delete- If the Position is inactive, Role is no longer assigned or Position not in validity date

Get list of Positions from TCJ04 & TCJ05 tables and pass to HRP1000 to check inactive positions-

OTYPE = S  
OBJID = Position  
ENDDA is before system date

Also, get list of Positions from TCJ04 & TCJ05 tables and pass to HRP1014 to get obsolete positions-

OTYPE = S  
OBJID = Position  
REDUN = X

Collect all positions from above steps and delete the records from respective TCJ04 & TCJ05 tables.

## Volumetrics

N/A

## Performance Considerations

N/A

# Error Handling

The application job log must display added and deleted positions from both TCJ04 and TCJ05 tables.

Application Job would be monitored via standard fiori application that monitors all Application Job processing in the system

# Testing

## How to Test

Specific HR positions are required, and these positions are associated with SAP User IDs to which defined security roles are assigned.

## Test Conditions and Expected Results

ID	Condition	Expected Result
1	Valid new Position assigned to SAP User ID having security role "Person Responsible- Project" or "Person Responsible- WBS"	Entry in Person Responsible table will be maintained after executing batch job manually. Open a project, new Position will appear in the Person Responsible field of Project Definition and WBS Element.
2	Valid new Position assigned to SAP User ID having security role "Project Financial Controller"	Entry in Applicant table will be maintained after executing batch job manually. Open a project, new Position will appear in the Applicant No. field of Project Definition and WBS Element.
3	Security Role to SAP User ID i.e. defined roles of Person Responsible and Applicant are not assigned	No update in OPS6 or OPS7 after executing batch job manually
4	Change existing Position Description which is already maintained in either t-code OPS6 or OPS7	Position text will be updated after executing batch job manually. Open a project, Position updated text will appear in the Person Responsible search field of Project Definition and WBS Element.
5	Position with mixed jobs i.e. "Person Responsible- Project"/ "Person Responsible- WBS" and "Project Financial Controller"	Batch job will process and TCJ04 & TCJ05 tables will be maintained for the same record.
6	Position with mixed jobs i.e. "Person Responsible- Project" and "Person Responsible- WBS"	Batch job will process and TCJ04 table will be maintained.
7	The position is inactive, or its validity period has already expired	Position will be deleted from OPS6 or OPS7 after batch job execution.  When a project is opened that still references an inactive or expired position, the position will continue to display against the Project Definition and WBS element without triggering any error. If necessary, the position can be overwritten.

## Test Considerations/Dependencies

- The H2R team to allocate 5 positions assigned to some Personnel nos. (with SAP User IDs provided by the Security team) to support the execution of the various tests outlined above.
- The Security team to share few SAP User IDs reflecting assignments to the roles "Person Responsible – Project", "Person Responsible – WBS", and "Project Financial Controller", in varying combinations for test validation.

## Other Information

N/A

## Development Details

### Package

Package Name	Parent Package

--	--

## Enhancement Implementation

Enhancement Type	Standard Definition Name	Custom Implementation Name	Design Rationale Reference

## Other Development Objects

Object Type	Object Name	Purpose/High Level Logic	Design Rationale Reference

## Appendix

### Custom Authorization Group Naming Convention

This table is based on the Syensqo development standards document. It provides the naming conventions for authorization groups to associated with custom reports and tables to comply with security requirements.

<b>ABAP</b>	ZFI	ZMM	ZPS	ZCO	ZSD	ZBC	ZFI	ZCA
<b>TABLES</b>	ZFIT	ZMMT	ZPST	ZCOT	ZSDT	ZBCT	ZFIT	ZCAT

## See also

**File**   **Modified**

No files shared here yet.




## Change log

Version	Published	Changed By	Comment
<b>CURRENT (v. 55)</b>	<b>Dec 19, 2025 06:24</b>	<b>TORRES-ext, Benedict</b>	Security changes
v. 54	Dec 17, 2025 08:59	<b>BIDALIA-ext, Kuldeep</b>	
v. 53	Dec 15, 2025 07:36	<b>TORRES-ext, Benedict</b>	Additional assumption
v. 52	Dec 10, 2025 08:52	<b>TORRES-ext, Benedict</b>	
v. 51	Dec 08, 2025 12:55	<b>UPADHYAY-ext, Anjali</b>	
v. 50	Dec 08, 2025 12:43	<b>UPADHYAY-ext, Anjali</b>	
v. 49	Dec 08, 2025 12:35	<b>BIDALIA-ext, Kuldeep</b>	
v. 48	Dec 08, 2025 11:57	<b>BIDALIA-ext, Kuldeep</b>	
v. 47	Dec 08, 2025 08:48	<b>BIDALIA-ext, Kuldeep</b>	
v. 46	Dec 05, 2025 18:21	<b>BIDALIA-ext, Kuldeep</b>	

[Go to Page History](#)

# Workflow history

This view shows the 5 most recent entries. The complete workflow log is available from the 'Document Activity' menu item.

Jan 05, 2026	Actor	Type	Activity	Version
Approved	UPADHYAY-ext, Anjali	State	changed state to <b>Approved</b> at 8:39 am	v55
Lead Approval	UPADHYAY-ext, Anjali	State	gave <i>POD Lead Review</i> approval at 8:39 am	
<b>Dec 19, 2025</b>				
	 TORRES-ext, Benedict	Edit	updated the page at 6:24 am	
			<i>Security changes</i>	
		State	changed expiry date to '26 Dec, 2025 05:25 am' at 5:25 am	
		State	changed state to <b>Lead Approval</b> at 5:25 am	v55
Edited following Tech Review	 TORRES-ext, Benedict	State	gave <i>Minor change</i> approval at 5:25 am	
			<i>Approved with minor changes</i>	
<b>Dec 17, 2025</b>				
	 BIDALIA-ext, Kuldeep	Edit	updated the page at 8:59 am	
		State	changed state to <b>Edited following Tech Review</b> at 7:59 am	v54