

CNV-9053 TM-Freight Agreements

Status	Approved
Owner	TEE-ext, Paul
Stakeholders	

Purpose

The purpose of this document is to define the conversion approach to create Work Order in S/4 HANA.

Legacy Plant Maintenance Work order is using a diverse range of formats across the different systems. There are instances where the same Work order is duplicated within and/or across sources, with informal words. This results in data inconsistency. As per SyWay design, EAM Maintenance Work order will be standardized.

Conversion Scope

The scope of this document covers the approach for converting active Work Order from Legacy Source Systems into S/4HANA.

A work order in SAP is a formal document that authorizes and tracks maintenance, repair, or production tasks within an organization, containing essential details for effective task management.

Work orders in SAP serves as a crucial component of the Plant Maintenance (PM) module within the SAP ERP system. It is used to manage and document various tasks, including maintenance, repairs, and production activities. Key components of a work order include:

- Work Description: Specific details of the task to be carried out
- Equipment Details: Information about the asset or machinery requiring attention
- Resources: Assignment of personnel, tools, and materials needed for task completion
- Dates: Scheduled start and finish dates to manage timelines
- Costing: Estimates for labour, materials, and other expenditures linked to budget accounts
- Priority & Status: Indicates urgency and tracks progress (e.g., created, released, completed, closed)
- Operations: Step-by-step instructions or tasks within the work order.

Work orders play a vital role in coordinating work activities, optimizing resource utilization, and ensuring compliance with regulatory standards and organizational policies. They are generated based on maintenance strategies, including preventive maintenance schedules and corrective maintenance requests. This helps organizations effectively manage their maintenance tasks and production processes.

The data from legacy system includes:

1. Open Work Orders - Outstanding; In Process (Historical for Selected Equipment Type)

The data from legacy system excludes:

1. Open Work Order older than 1 month (based on Creation Date)

Exception:

Orders with Technically Completed (TECO) status that have external services assigned – to be manually reviewed by the Business

2. Open Priority Work Orders older than 2 weeks (based on Creation Date)
3. Work order with user status DUPL or CANC

List of source systems and approximate number of records

Source	Scope	Source Approx No. of Records	Target System	Target Approx No. of Records
PF2, WP2	An initial extract will be provided to business to evaluate. Additional data/records may be required and these will be constructed via DCT. Enrichment of in-scope data may be required and will be added via transformation rules (business/technical).	140,000	S/4HANA	140,000

Additional Information

Multi-language Requirement

Work Order does not have multi language support. Work Order and Notification text will be migrated using EN logon.

Document Management

Long text and DIR are not covered in this document as they are defined as another data object.

Legal Requirement

Not Applicable

Special Requirements

Target Design

The technical design of the target for this conversion approach.

1. General Data (mandatory)

Table	Field	Data Element	Field Description	Data Type	Length	Requirement
AUFK	AUFNR		Order Number	CHAR	12	Mandatory
AUFK	AUART		Order Type	CHAR	4	Mandatory
AUFK	KTEXT		Description	Text	40	
STXH	LONG_TEXT		Long Text	Text	unrestricted	
AFVC	PPRIO		Priority	Text	80	
AUFK	SDATE		Required Start Date	Date		
	BASICSTART		Required Start Time	Time		
	FINISH_DATE		Required End Date	Date		
	BASIC_FIN		Required End Time	Time		
	LACD_DATE		Final Due Date	Date		
	FUNCT_LOC		Technical Object (Functional Location)	Text	80	
	EQUIPMENT		Technical Object (Equipment)	Text	80	
	ASSEMBLY		Assembly	Text	80	
	SYSTCOND		System Condition	Text	80	
	NOTIF_NO		Assigned Notification	Text	80	
	PMACTTYPE		Maintenance Activity Type	Text	80	
	MN_WK_CTR		Work Center	Text	80	Mandatory
	PLANT		Work Center Plant	Text	80	
	PLANPLANT		Planning Plant	Text	80	Mandatory
	PLANGROUP		Plangroup	Text	80	
	LOC_WK_CTR		Production Work Center	Text	80	
	MAINTPLANT		Maintenance Plant	Text	80	
	LOCATION		Location	Text	80	
	MAINTROOM		Room	Text	8	
	PLSECTN		Plant Section	Text	80	
	LOC_COMP_CODE		Company Code	Text	80	
	LOC_WBS_ELEM		WBS Element (Acc Assignment)	Text	80	
	COSTCENTER		Cost Center	Text	80	
	RESPCCTR		Responsible Cost Center	Text	80	

	WBS_ELEM		Planning WBS Element	Text	80	
	OBJECTCLASS		Object Class	Text	80	
	PROFIT_CTR		Profit Center	Text	80	

2. Phase Control

Table	Field	Data Element	Field Description	Data Type	Length	Requirement
	ORDERID		Legacy Order Number	Text	80	Mandatory
	EAMBLOCKERCODE		Phase Control Code	Text	80	Mandatory
	CODEACTIVE		Set Automatically Indicator	Text	1	

3. Organizational Data - Partners

Table	Field	Data Element	Field Description	Data Type	Length	Requirement
	ORDERID		Legacy Order Number	Text	80	Mandatory
	PARTN_ROLE		Partner Function	Text	80	Mandatory
	PARTNER1		Partner	Text	80	Mandatory

4. Operation Data (mandatory)

Table	Field	Data Element	Field Description	Data Type	Length	Requirement
	ORDERID		Legacy Order Number	Text	80	Mandatory
	ACTIVITY		Operation/Activity	Text	4	Mandatory
	SUB_ACTIVITY		Suboperation	Text	4	
	DESCRIPTION		Operation Description	Text	40	
	LONG_TEXT		Long Text	Text	unrestricted	
	WORK_CNTR		Work Center	Text	80	Mandatory
	PLANT		Work Center Plant	Text	80	Mandatory
	PERS_NO		Person Responsible	Text	80	
	CONTROL_KEY		Control Key	Text	80	Mandatory
	PRICE		Price	Number	13	
	CURRENCY		Currency	Text	80	
	COST_ELEMENT		Cost Element	Text	80	
	PURCH_ORG		Purchasing Organization	Text	80	
	PUR_GROUP		Purchasing Group	Text	80	
	MATL_GROUP		Material Group	Text	80	
	SYSTCOND		System Condition	Text	80	
	ACTTYPE		Activity Type	Text	80	
	WORK_ACTIVITY		Work	Number	7	
	UNIT		Work Unit	Text	80	
	CALC_KEY		Calculation Key	Text	80	
	DURATION_NORMAL		Duration	Number	5	
	UNIT1		Duration Unit	Text	80	
	EQUIPMENT		Technical Object (Equipment)	Text	80	
	FUNCT_LOC		Technical Object (Functional Location)	Text	80	
	PERCENT_OF_WORK		Work Percentage - %	Number	3	
	ASSEMBLY_LONG		Assembly	Text	80	
	NUMBER_OF_CAPACITIES1		Required Capacities	Number	3	

EXECUTION_STAGE		Execution Stage	Text	80	
MAINTENANCE_ACTIVITY_TYPE1		Maintenance Activity Type	Text	80	
QUANTITY1		Operation Quantity	Number	13	
BASE_UOM1		Unit	Text	80	
PRICE_UNIT		Price Unit	Number	5	
VENDOR_NO		Vendor	Text	80	
AGREEMENT		Agreement	Text	80	
AGMT_ITEM		Item	Number	5	
GR_RCPT		Recipient	Text	12	
TRACKINGNO		Tracking Number	Text	10	
SORT_FLD		Sort Term	Text	10	
INFO_REC		Purchasing Info Record	Text	80	
PREQ_NAME		Name of Requisitioner	Text	12	
UNLOAD_PT		Unloading Point	Text	25	
PLND_DELRY		Planned Delivery Time - Day	Number	3	
AVON		Note (Text ID - AVON)	Text	unrestricted	
AVOD		Remark (Text ID - AVOD)	Text	unrestricted	
AVOC		Comment (Text ID - AVOC)	Text	unrestricted	

5. Operation Data - Phase Control

Table	Field	Data Element	Field Description	Data Type	Length	Requirement
	ORDERID		Legacy Order Number	Text	80	Mandatory
			Operation/Activity	Text	4	Mandatory
			Suboperation	Text	4	
			Phase Control Code	Text	80	Mandatory
			Set Automatically Indicator	Text	1	

6. Operation Data - Materials

Table	Field	Data Element	Field Description	Data Type	Length	Requirement
	ORDERID		Legacy Order Number	Text	80	Mandatory
	ACTIVITY		Operation Number	Text	4	Mandatory
	SUB_ACTIVITY		Suboperation	Text	4	
	RES_ITEM		Item Number of Reservation	Number	4	Mandatory
	MATERIAL		Material	Text	80	
	MATL_DESC		Description	Text	40	
	LONG_TEXT		Long Text	Text	unrestricted	
	ITEM_CAT		Item Category	Text	80	
	PRODUCT_TYPE		Product Type Group	Text	80	
	REQUIREMENT_QUANTITY		Quantity	Number	13	
	REQUIREMENT_QUANTITY_UNIT		Unit	Text	80	
	MRP_RELEVANT		Reservation/Purc. Req	Text	80	
	PLANT		Plant	Text	80	
	REQ_DATE		Requirements Date	Date		
	MANUAL_REQ_DATE		Manual Reqmt Date Indicator	Text	1	

	STGE_LOC		Storage Location	Text	80	
	BATCH		Batch	Text	80	
	PRICE		Price	Number	15	
	PRICE_UNIT		Price Unit	Number	5	
	CURRENCY		Currency	Text	80	
	PURCH_ORG		Purchasing Organization	Text	80	
	PUR_GROUP		Purchasing Group	Text	80	
	VENDOR_NO		Supplier	Text	80	
	INFO_REC		Purchasing Info Record	Text	80	
	MATL_GROUP		Material Group	Text	80	
	GL_ACCOUNT		G/L Account	Text	80	
	GR_RCPT		Goods Recipient	Text	12	
	UNLOAD_PT		Unloading Point	Text	25	
	STARTDATE		Service Performance Start Date	Date		
	PERFORMANCEPERIODSTARTTIME		Service Performance Start Time (UTC)	Time		
	ENDDATE		Service Performance End Date	Date		
	PERFORMANCEPERIODENDTIME		Service Performance End Time (UTC)	Time		
	SERVICEDURATION		Duration of Lean Service	Number	5	
	SERVICEDURATIONUNIT		Duration Unit for a Lean Service	Text	80	
	EXPECTEDOVERALLLIMITAMOUNT		Expected Value	Number	13	
	OVERALLLIMITAMOUNT		Overall Limit	Number	13	
	OPERATIONWORKCENTRALIGNMENT		Align with Work Center Indicator	Text	1	

7. Operation Data - Relationships

Table	Field	Data Element	Field Description	Data Type	Length	Requirement
	ORDERID		Legacy Order Number	Text	80	Mandatory
	ACTIVITY		Legacy Operation	Text	4	Mandatory
	ORDER_PREDECESSOR		Assigned Order	Text	80	
	OPERATION_PREDECESSOR		Assigned Operation	Text	4	Mandatory
	NCHKZ		Successor Indicator	Text	1	
	RELATION_TYPE		Type of Relationship	Text	80	Mandatory
	DURATION_RELATION		Time Interval	Number	5	
	DURATION_RELATION_UNIT		Unit	Text	80	
	PERCENT_OF_SUCESSOR		Time Interval %	Number	3	
	DURATION_KEY		Time Interval Key	Text	80	
	FACTORY_CALENDAR		Factory Calendar	Text	80	
	WORK_CNTR		Work Center	Text	80	
	PLANT		Plant	Text	80	

8. Operation Data - PRT

Table	Field	Data Element	Field Description	Data Type	Length	Requirement
	ORDERID		Legacy Order Number	Text	80	Mandatory
	ACTIVITY		Operation Number	Text	4	Mandatory

	ITEM_NO_OF_PRODUCTION_RESOURCE		PRT Item Number	Number	4	Mandatory
	DESCRIPTION		PRT Item Text	Text	40	
	PRT_CATEGORY		Category	Text	80	Mandatory
	PRT_PLANT		Plant	Text	80	
	MATERIAL_LONG		Number (Material)	Text	80	
	MISCELLANEOUS		Number (Miscellaneous)	Text	80	
	STD_VALUE_FOR_PRT_QTY		Quantity	Number	9	Mandatory
	PRT_USAGE_QUANTITY_SUM_UNIT		Quantity Unit	Text	80	
	CTRL_KEY		Control Key	Text	80	Mandatory

9. Object List

Table	Field	Data Element	Field Description	Data Type	Length	Requirement
	ORDERID		Legacy Order Number	Text	80	Mandatory
	COUNTER		Counter	Number	10	Mandatory
	SORTFIELD		Sort	Text	20	
	FUNCT_LOC		Technical Object (Functional Location)	Text	80	
	EQUIPMENT		Technical Object (Equipment)	Text	80	
	SERMAT_LONG		Material	Text	80	
	SERIALNO		Serial Number	Text	80	
	NOTIF_NO		Notification	Text	80	
	ASSEMBLY_LONG		Assembly	Text	80	
	ACTIVITY		Assignment to Operations	Text	4	
	SUB_ACTIVITY		Assignment to Suboperations	Text	4	

10. Costs

Table	Field	Data Element	Field Description	Data Type	Length	Requirement
	ORDERID		Legacy Order Number	Text	80	Mandatory
	VALUE_CATEGORY		Cost Category	Text	80	Mandatory
	COSTS_EST		Estimated Costs	Number	15	Mandatory
	CURRENCY		Currency	Text	80	Mandatory

11. Costs - Settlement Rules

Table	Field	Data Element	Field Description	Data Type	Length	Requirement
	ORDERID		Legacy Order Number	Text	80	Mandatory
	EXTNR		Distribution Rule Number	Number	3	Mandatory
	COMP_CODE		Company Code	Text	80	
	ACTIVITY		Operation/Activity	Text	4	
	COSTCENTER		Settlement Receiver (Cost Center)	Text	80	
	ORDERID2		Settlement Receiver (Order)	Text	80	
	WBS_ELEMENT		Settlement Receiver (WBS Element)	Text	80	
	ASSET_NO		Settlement Receiver (Asset)	Text	80	
	SETTL_TYPE		Settlement Type	Text	80	Mandatory

	PERCENTAGE		Settlement Percentage Rate - %	Number	5	Mandatory
--	------------	--	-----------------------------------	--------	---	-----------

Data Cleansing

ID	Criticality	Error Message/Report Description	Rule	Output	Source System
9005-001	C1	Invalid or Inactive Equipment or Functional Location linked to Work Order	Work Order as per Relevancy Criteria assigned with an Equipment / Functional which does not belong below: 1. Equipment as per Relevancy Criteria 2. Functional Location as per Relevancy Criteria The criteria for this report includes all Work Orders with system status not CRTD and not TECO	Equipment, Functional Location	PF2, WP2
9005-002	C1	Invalid or Inactive Activity Type linked to Work Order	Work Order as per Relevancy Criteria assigned with an Activity Type which does not belong below: 1. Activity Type (FI) as per Relevancy Criteria	Activity Type	PF2, WP2
9005-003	C1	Invalid or Inactive Business Partner (Employee Personnel) linked to Work Order	Work Order as per Relevancy Criteria assigned with a Business Partner (Employee Personnel) which does not belong below: 1. Business Partner (Employee Personnel) as per Relevancy Criteria	Business Partner (Employee)	PF2, WP2
9005-004	C1	Invalid or Inactive Cost Centre linked to Work Order	Work Order as per Relevancy Criteria assigned with a Cost Centre which does not belong below: 1. Cost Centre (FI) as per Relevancy Criteria	Cost Centre	PF2, WP2
9005-005	C1	Invalid or Inactive Maintenance Item linked to Work Order	Work Order as per Relevancy Criteria assigned with a Maintenance Plan and Item which does not belong below: 1. Maintenance Plan and Item as per Relevancy Criteria	Maintenance Item	PF2, WP2
9005-006	C1	Invalid or Inactive Material linked to Work Order	Work Order as per Relevancy Criteria assigned with a Material which does not belong below: 1. Material Master (S2P) as per Relevancy Criteria	Material	PF2, WP2
9005-007	C1	Invalid or Inactive Notification linked to Work Order	Work Order as per Relevancy Criteria assigned with a Notification which does not belong below: 1. Notification as per Relevancy Criteria	Notification	PF2, WP2
9005-008	C1	Invalid or Inactive Production Resources & Tool linked to Work Order	Work Order as per Relevancy Criteria assigned with a Production Resources & Tool which does not belong below: 1. Production Resources & Tool as per Relevancy Criteria	Production Resources & Tool	PF2, WP2
9005-009	C1	Invalid or Inactive Profit Centre linked to Work Order	Work Order as per Relevancy Criteria assigned with a Profit Centre which does not belong below: 1. Profit Centre (FI) as per Relevancy Criteria	Profit Centre	PF2, WP2
9005-010	C1	Invalid or Inactive Revision linked to Work Order	Work Order as per Relevancy Criteria assigned with a Revision which does not belong below: 1. Revision as per Relevancy Criteria	Revision	PF2, WP2
9005-011	C1	Invalid or Inactive Standard Text linked to Work Order	Work Order as per Relevancy Criteria assigned with a Standard Text which does not belong below: 1. Standard Text as per Relevancy Criteria	Standard Text	PF2, WP2
9005-012	C1	Invalid or Inactive Task List linked to Work Order	Work Order as per Relevancy Criteria assigned with a Task List which does not belong below: 1. Task List as per Relevancy Criteria	Task List	PF2, WP2
9005-013	C1	Invalid or Inactive WBS linked to Work Order	Work Order as per Relevancy Criteria assigned with a WBS which does not belong below: 1. Work Breakdown Structure (PS) as per Relevancy Criteria	Work Breakdown Structure	PF2, WP2
9005-014	C1	Invalid or Inactive Work Centre linked to Work Order	Work Order as per Relevancy Criteria assigned with a Work Centre which does not belong below: 1. Work Centre as per Relevancy Criteria	Work Centre	PF2, WP2
9005-015	C1	Invalid, Inactive or no Fixed Asset linked to Work Order	Work Order as per Relevancy Criteria assigned with a Fixed Asset which does not belong below: 1. Fixed Asset (FI) as per Relevancy Criteria	Fixed Asset	PF2, WP2
9005-016	C1	Work Orders technically completed but with Open Commitments (POs not closed, Open reservations, Open PR)	TBD	Work Order, Status	PF2, WP2
9005-017	C2	Open Work Orders older than 1 month	Open Work Orders older than 12 months	Creation Date, Status	PF2, WP2

9005-018	C2	Open Priority Work Orders older than 2 weeks	Open Work Orders older than 3 months with Priority as follows: 0: Call in 1: Urgent (<=1 day) 2: Urgent (<=3 days)	Creation Date, Status, Priority	PF2, WP2
9005-019	C1	Notification Storage Location incorrect.	Notificationas per Relevancy Criteria with Invalid Storage Location (T001L)	Storage Location	PF2, WP2
9005-020	C1	Work Order Plant incorrect.	Work Order as per Relevancy Criteria with Invalid Plant (T001W)	Plant	PF2, WP2
9005-021	C1	Work Order UOM Missing / incorrect.	Work Order as per Relevancy Criteria with no UoM Assigned or Invalid UoM (T006)	Unit of Measure	PF2, WP2
9005-022	C1	Work Order Purchasing Groups incorrect.	Work Order as per Relevancy Criteria with Invalid Purchasing Group (T024)	Purchasing Group	PF2, WP2
9005-023	C1	Work Order Purchasing Organization incorrect.	Work Order as per Relevancy Criteria with Invalid Purchasing Organization (T024E)	Purchasing Organization	PF2, WP2
9005-023	C2	Work Order Planning Plant and Maintenance Plant are not the same.	Work Order as per Relevancy Criteria with Planning Plant <> Maintenance Plant	Maintenance Plant, Planning Plant	PF2, WP2
9005-024	C2	Work Order Description contains Thai characters	Work Order Description contains Thai characters	Description	PF2, WP2

For reference: [SyWay_Cleansing and Historical Scope - A2D](#)

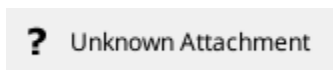
Informal Words **

Group 1	Group 2	Group 3	Group 4	Group 5
*DNU	Delete	donot	Formerly	Old #
..	Deletion	DONT USE	From	Old[]
/	DELISTED	DON'T USE	Incorrect	PLEASE USE
?	Discontinued	Dup Use	Invalid	Pls Use
@	Disposable	DUPLICATE	New	Previously
^	DNU	-DUPLICATE	NOT ACTIVE	Replace
+	Do Not	DUPLICATION	not in use	Replaced
++	Do Not Re	Duplicidad	Not Used	RESERVED
£	Do Not Sell	Duplikat	NOT VALID	Retired
Defective	Do Not Use	Former	Obsolete	ZZDEL

Conversion Process

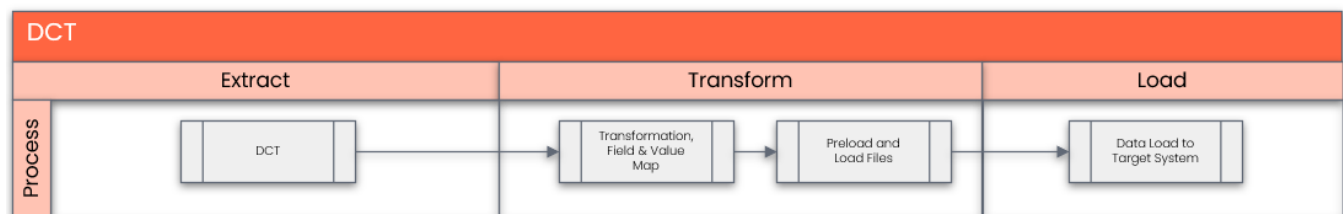
Conversion will involve both Source System Extraction as well as using DCT (Data Collection Template) -

The high-level process for Source System Extraction is represented by the diagram below:



For sites that are not on SAP-PF2 and WP2 systems, collection will be done manually in the data collection template.

The high-level process for DCT is represented by the diagram below:



Data Privacy and Sensitivity

Extraction

Extract data from a source into . There are 2 possibilities:

1. The data exists, connects to the source and loads the data into . There are 3 methods:
 - a. Perform full data extraction from relevant tables in the source system(s).
 - b. Perform extraction through the application layer.
 - c. Only if ; cannot connect to the source, data is loaded to the repository from the provided source system extract/report.
2. The data does not exist (or cannot be converted from its current state). The data is manually collected by the business directly in . This is to be conducted using DCT (Data Collection Template) in

The agreed Relevancy criteria is applied to the extracted records to identify the records that are applicable for the Target loads

Extraction Run Sheet

Req #	Requirement Description	Team Responsible
1	Extract data from source system based on relevancy rule	SyWay Data Team
2	Apply relevancy on extracted data	SyWay Data Team
3	Google Sheet report pre-populated with PF2 and WP2 information to be generated based on relevancy criteria.	SyWay Data Team

Selection Screen

Selection Ref Screen	Parameter Name	Selection Type	Requirement	Value to be entered/set
Not Applicable				

Data Collection Template (DCT)

Target Ready Data Collection Template will be created for Work Order data with exception of some fields which require transformation as mentioned in the transformation rule.

Work Order DCT Rules

1. AUFK - Work Order main table

Field Name	Field Description	Rule
AUFNR	Order Number	
AUART	Order Type	
KTEXT	Description	
LONG_TEXT	Long Text	
PPRIO	Priority	
SDATE	Required Start Date	
BASICSTART	Required Start Time	
FINISH_DATE	Required End Date	
BASIC_FIN	Required End Time	
LACD_DATE	Final Due Date	
FUNCT_LOC	Technical Object (Functional Location)	
EQUIPMENT	Technical Object (Equipment)	

ASSEMBLY	Assembly	
SYSTCOND	System Condition	
NOTIF_NO	Assigned Notification	
PMACTTYPE	Maintenance Activity Type	
MN_WK_CTR	Work Center	
PLANT	Work Center Plant	
PLANPLANT	Planning Plant	
PLANGROUP	Plangroup	
LOC_WK_CTR	Production Work Center	
MAINTPLANT	Maintenance Plant	
LOCATION	Location	
MAINTROOM	Room	
PLSECTN	Plant Section	
LOC_COMP_CODE	Company Code	
LOC_WBS_ELEM	WBS Element (Acc Assignment)	
COSTCENTER	Cost Center	
RESPCCTR	Responsible Cost Center	
WBS_ELEM	Planning WBS Element	
OBJECTCLASS	Object Class	
PROFIT_CTR	Profit Center	

2. AFKO- Work Order header table

Field Name	Field Description	Rule
AUFNR	Order Number	
GLTRP	Basic finish date	
GSTRP	Basic Start Date	
FTRMS	Scheduled release date	
GLTRS	Scheduled finish	
GSTRS	Scheduled start	
GSTRI	Actual start date	
GETRI	Confirmed Order Finish Date	
GLTRI	Actual finish date	
FTRMI	Actual release date	
FTRMP	Planned release date	
RSNUM	Number of Reservation/Dependent Requirement	
GASMG	Total scrap quantity in the order	
GAMNG	Total order quantity	
GMEIN	Base Unit of Measure	
PLNBEZ	Material Number	
PLNTY	Task List Type	

PLNNR	Key for Task List Group	
PLNAW	Application of the task list	
PLNAL	Group Counter	
PVERW	Task list usage	
PLAUF	Date for routing transfer	
PLSVB	To lot size	
PLNME	Task list unit of measure	
PLSVN	From Lot Size	
PDATV	Valid-From Date	
PAENR	Change Number	
PLGRP	Responsible planner group/department	
LODIV	Lot size divisor	
STLTY	BOM category	
STLBEZ	Material Number	
STLST	BOM status	
STLNR	Bill of material	
SDATV	Valid-From Date	
SBMNG	Base quantity	
SBMEH	Base Unit of Measure	
SAENR	Change Number	
STLAL	Alternative BOM	
STLAN	BOM Usage	
SLSVN	From Lot Size	
SLSBS	To Lot Size	
AUFLD	Date of BOM Explosion/Routing Transfer	
DISPO	MRP controller for the order	
AUFPL	Routing number of operations in the order	
FEVOR	Production Supervisor	
FHORI	Scheduling Margin Key for Floats	
TERKZ	Scheduling type	
REDKZ	Reduction indicator for scheduling	
APRIO	Order priority	
NTZUE	Superior network number	
VORUE	Superior activity	
PROFID	Network profile	
VORGZ	Float before production (in days)	
SICHZ	Float after production (in days)	
FREIZ	Release period (in days)	
UPTER	Indicator: Change to Scheduled Dates	
BEDID	ID of the capacity requirements record	
PRONR	Project definition	

ZAEHL	Internal counter	
MZAEHL	Internal counter	
ZKRIZ	Counter for additional criteria	
PRUEFLOS	Inspection Lot Number	
KLVARP	Costing variant for planned costs	
KLVARI	Costing variant for actual costs	
RGEKZ	Indicator: Backflushing for order	
PLART	Basis for scheduling	
FLG_AOB	Indicator: relationships	
FLG_ARBEI	Indicator: Default value work is relevant	
GLTPP	Finish date (forecast)	
GSTPP	Forecast start date	
GLTPS	Scheduled forecast finish	
GSTPS	Scheduled forecast start	
FTRPS	Scheduled release date (forecast)	
RDKZP	Reduction indicator for scheduling (forecast)	
TRKZP	Scheduling type (forecast)	
RUECK	Completion confirmation number for the operation	
RMZHL	Internal counter	
IGMNG	Yield confirmed from order confirmation	
RATID	ID of the capacity requirements record	
GROID	ID of the capacity requirements record	
CUOBJ	Configuration (internal object number)	
GLUZS	Scheduled finish time	
GSUZS	Scheduled Start (Time)	
REVLV	Revision Level	
RSHTY	Object types of the CIM resource	
RSHID	Object ID of the resource	
RSNTY	Object types of the CIM resource	
RSNID	Object ID of the resource	
NAUTERM	Indicator: Do not schedule automatically	
NAUCOST	Indicator: Do not cost automatically	
STUFE	Level (in multi-level BOM explosions)	
WEGXX	Path (for multi-level BOM explosions)	
VWEGX	Path (for multi-level BOM explosions)	
ARSNR	Number of Reservation/Dependent Requirement	
ARSPS	Order Item Number	
MAUFNR	Number of superior order	
LKNOT	Left node in collective order	
RKNOT	Right node of a collective order	
PRODNET	Indicator: Order is part of collective order	

IASMG	Scrap confirmed for order	
ABARB	Confirmation: Degree of processing	
AUFNT	Number of superior network	
AUFPT	Routing number of operations in the order	
APLZT	General counter for order	
NO_DISP	Effective for Materials Planning	
CSPLIT	Apportionment Structure	
AENNR	Change Number	
CY_SEQNR	Seq. number order	
BREAKS	Indicator: Scheduling allowing for breaks	
VORGZ_TRM	Scheduled float before production in days	
SICHZ_TRM	Scheduled float after production in days	
TRMDT	Date of the last scheduling	
GLUZP	Basic finish (time)	
GSUZP	Basic start time	
GSUZI	Actual start time	
GEUZI	Confirmed order finish (time)	
GLUPP	Forecast finish (time)	
GSUPP	Forecast start (time)	
GLUPS	Scheduled forecast finish time	
GSUPS	Scheduled start time (Forecast)	
CHSCH	Search procedure for batch determination	
KAPT_VORGZ	Float (bef. production) remaining after finite scheduling	
KAPT_SICHZ	Remaining float after finite scheduling	
LEAD_AUFNR	Leading order in current processing	
PNETSTARTD	Outline start of collective network (date)	
PNETSTARTT	Start time of a collective order	
PNETENDD	Outline finish of collective order (date)	
PNETENDT	Outline finish time	
KBED	Ind: do not create capacity requirements	
KKALKR	Indicator: Components will not be costed	
SFCPF	Production Scheduling Profile	
RMNGA	Total confirmed rework quantity	
GSBTR	Overall commitment date	
VMNG	Committed quantity for order acc. to ATP check components	
NOPCOST	Do not calculate planned costs for order	
NETZKONT	Indicator for the account assignment of a network(hdr/act.)	
ATRKZ	Request ID	
OBJTYPE	Change indicator	
CH_PROC	Process that has lead to the change of an object	

KAPVERSA	Version of Available Capacity	
COLORDPROC	Collective order with/without automatic goods movement	
KZERB	Indicator: Project summarization via master data charact.	
CONF_KEY	Identical object	
ST_ARBID	Object ID	
VSNMR_V	Sales document version number	
TERHW	Scheduling note from order scheduling	
SPLSTAT	Status of an order in a split hierarchy	
COSTUPD	Costs are updated	
MAX_GAMNG	Maximum Value of Total Order Quantity After Distribution	
MES_ROUTINGID	Key of a Routing from an ME System	
.INCLU--AP		
ADPSP	PM/PS Reference Element	
RMANR	Sales and Distribution Document Number	
POSNR_RMA	Item number of the SD document	
POSNV_RMA	Item number of the SD document	
CFB_MAXLZ	Maximum Storage Period	
CFB_LZEIH	Unit for maximum storage period	
CFB_ADTDAYS	Additional Days	
CFB_DATOFM	Date of Manufacture	
CFB_BBDPI	Best-Before Date (BBD)/ Shelf Life Expiration Date (SLED)	
OIHANTYP	Excise Duty Handling Type	
.INCLU--AP		
MILL_RATIO	Factor for Quantity-Based Settlement	
.INCLU--AP		
BMEINS	Base Unit of Measure	
BMENGE	Base quantity	
MILL_OC_ZUSKZ	Combination Indicator	

3. AFVC - Work Order operation table

Field Name	Field Description	Rule
AUFPL	Routing number of operations in the order	
APLZL	General counter for order	
PLNFL	Sequence	
PLNKN	Number of the task list node	
PLNAL	Group Counter	
PLNTY	Task List Type	
VINTV	Increment between referenced operations	
PLNNR	Key for Task List Group	

ZAEHL	Internal counter	
VORNR	Operation/Activity Number	
STEUS	Control key	
ARBID	Object ID of the resource	
PDEST	Printer for shop papers	
WERKS	Plant	
KTSCH	Standard text key	
LTXA1	Operation short text	
LTXA2	Second line of the description	
TXTSP	Language Key	
VPLTY	Type of the referenced task list	
VPLNR	Group of the referenced task list	
VPLAL	Group counter of the referenced task list	
VPLFL	Referenced sequence in routing	
VGWTS	Standard value key	
LAR01	Activity Type	
LAR02	Activity Type	
LAR03	Activity Type	
LAR04	Activity Type	
LAR05	Activity Type	
LAR06	Activity Type	
ZERMA	Type of standard value calculation	
ZGDAT	Date when the standard value was calculated	
ZCODE	Reference number for standard value code	
ZULNR	Basis for standard value calculation	
LOANZ	Number of Time Tickets	
LOART	Wage Type	
RSANZ	Number of confirmation slips	
QUALF	Suitability	
ANZMA	Number of employees	
RFGRP	Setup group category	
RFSCH	Setup group key	
RASCH	Setup Type Key	
AUFAK	Scrap factor	
LOGRP	Wage group	
UEMUS	Required overlapping	
UEKAN	Optional overlapping	
FLIES	Indicator: continuous flow production	
SPMUS	Required splitting	
SPLIM	Maximum number of splits	
ABLIPKZ	Indicator: simultaneous teardown and wait	

RSTRA	Reduction strategy per operation/activity	
SUMNR	Node number of the superior operation	
SORTL	Sort Term for Non-Stock Info Records	
LIFNR	Account Number of Vendor or Creditor	
PREIS	Price	
PEINH	Price Unit	
SAKTO	Cost Element	
WAERS	Currency Key	
INFNR	Number of Purchasing Info Record	
ESOKZ	Purchasing info record category	
EKORG	Purchasing Organization	
EKGRP	Purchasing group for external processing	
KZLGF	Indicator: fixed lot external processing	
KZWRTF	Indicator: Fixed price for external processing	
MATKL	Material Group	
DDEHN	Indicator: flexible duration	
ANZZL	Number of capacities required	
PRZNT	Work percentage	
MLSTN	Usage	
PPRIO	Priority	
BUKRS	Company Code	
ANFKO	Requesting cost center	
ANFKOKRS	Controlling area of the requesting cost center	
INDET	Key for calculation	
LARNT	Activity Type	
PRKST	Costs in the activity	
APLFL	Sequence	
RUECK	Completion confirmation number for the operation	
RMZHL	Confirmation counter	
PROJN	Work breakdown structure element (WBS element)	
OBJNR	Object number	
SPANZ	Actual number of splits	
BEDID	ID of the capacity requirements record	
BEDZL	Internal counter	
BANFN	Purchase requisition number	
BNFPO	Item number of the purchase requisition in the order	
LEK01	Indicator: No remaining activity expected	
LEK02	Indicator: No remaining activity expected	
LEK03	Indicator: No remaining activity expected	
LEK04	Indicator: No remaining activity expected	
LEK05	Indicator: No remaining activity expected	

LEK06	Indicator: No remaining activity expected	
SELKZ	Selection indicator for costing line items	
KALID	Factory Calendar	
FRSP	Earliest possible activity / Latest possible activity	
STDKN	Node of operation within reference operation set	
ANLZU	Syst.Condition	
ISTRU	Assembly	
ISTTY	BOM category	
ISTNR	Bill of material	
ISTKN	BOM item node number	
ISTPO	Internal counter	
IUPOZ	Subitem Number	
EBORT	Installation Point for Subitem	
VERTL	Distr.cap.reqmts (plant maint.,process order, network)	
LEKNW	Indicator: No Remaining Work Expected	
NPRIO	Priority	
PVZKN	General counter for order	
PHFLG	Indicator: Phase	
PHSEQ	Control Recipe Destination	
KNOBJ	Number of Object with Assigned Dependencies	
ERFSICHT	Recording View	
QPPKTABS	Flow Variants for Inspection Point Completion	
OTYPE	Object Type	
OBJEKTID	Object ID	
QLKAPAR	Capacity category	
RSTUF	Reduction level which reduces operation lead time	
NPTXTKY	Internal text number (12-character)	
SUBSYS	Subsystem Identifier for QM Subsystem Interface	
PSPNR	Standard WBS element	
PACKNO	Package number	
TXJCD	Tax Jurisdiction	
SCOPE	Object Class	
GSBER	Business Area	
PRCTR	Profit Center	
NO_DISP	Effective for Materials Planning	
QKZPRZEIT	Interval = Time (Time-Related)	
QKZZTMG1	Quantity Confirmation for Each Partial Lot	
QKZPRMENG	Creation Cycle = Quantity (Quantity-Reference)	
QKZPRFREI	Interval Without Reference to Time or Quantity	
KZFEAT	Indicator Is Not Used Currently	
QKZTLBEST	Operation with Stock-Related Partial Lot Assignment	

AENNR	Change Number	
CUOBJ_ARB	Configuration (internal object number)	
EVGEW	Aggregation weight for POC (PS progress)	
ARBII	Actual operating resources object identification	
WERKI	Actual plant	
CY_SEQNRV	Sequence number operation	
KAPT_PUFFR	Operation floats after finite scheduling (in seconds)	
EBELN	Purchasing Document Number	
EBELP	Item Number of Purchasing Document	
WEMPF	Goods Recipient/Ship-To Party	
ABLAD	Unloading Point	
CLASF	Ind.: Take Activity Into Account for Project Summarization	
FRUNV	Indicator: External procurement data incomplete	
ZSCHL	Overhead key	
KALSM	Costing Sheet	
SCHED_END	Ind.: Purchase requisition at activity finish date	
NETZKONT	Indicator for the account assignment of a network(hdr /act.)	
OWAER	Object currency for network activity	
AFNAM	Name of Requisitioner/Requester	
BEDNR	Requirement Tracking Number	
KZFIX	Indicator: Purchasing info record data are fixed	
PERNR	Personnel number	
FRDLB	Indicator: Externally processed op. with subcontracting	
QPART	Inspection Type	
LOEKZ	Deletion flag	
WKURS	Exchange Rate	
PROD_ACT	Indicator: Activity is a production activity	
FPLNR	Billing plan number / invoicing plan number	
OBJTYPE	Change indicator	
CH_PROC	Process that has lead to the change of an object	
KLVAR	Costing Variant	
KALNR	Cost Estimate Number for Cost Est. w/o Qty Structure	
FORDN	Framework Order	
FORDP	Item of framework order	
MAT_PRKST	Material planning in networks: primary costs	
PRZ01	Business Process	
RFPNT	Reference point for BOM transfer	
FUNC_AREA	Functional Area	
TECHS	Parameter Variant/Standard Variant	

ADPSP	Reference Element PM/PS	
RFIPPNT	Reference Point for Relationship Between iPPE and PS	
MES_OPERID	Key of an Operation from an ME System	
MES_STEPID	Key of a Step in a Routing (SAP ME)	
.INCLU--AP		
/CUM/CUGUID	UUID in X form (binary)	
.INCLU--AP		
/SDFPS/OBJNR	Object number	
.INCLU--AP		
AFVC_STATUS	Status Combination	
.INCLU--AP		
MILL_OC_AUFNR_MO	Number of Combined Order	
.INCLU--AP		
WTY_IND	Warranty indicator	
TPLNR	Functional Location	
EQUNR	Equipment Number	
.INCLU--AP		
CPD_UPDAT	Time Stamp	

4. AFIH - Work Order maintenance order header

Field Name	Field Description	Rule
AUFNR	Order Number	
ARTPR	Priority Type	
PRIOK	Priority	
EQUNR	Equipment Number	
BAUTL	Assembly	
ILOAN	Location and account assignment for technical object	
ILOAI	ILOA Individual	
ANLZU	Syst.Condition	
IWERK	Maintenance Planning Plant	
INGPR	Planner Group for Customer Service and Plant Maintenance	
APGRP	Responsible planner group/department	
PM_OBJTY	Object Type of CIM Resources for Work Center	
GEWRK	Object ID of the Work Center	
KUNUM	Customer Number	
ANING	Name of Person Responsible for System	
GAUZT	Planned downtime in hours	
GAUEH	Unit for Breakdown Duration	
ANLBD	Date until which the system is available	

ANLVD	Date from which the system is available	
ANLBZ	Time until which the system is available	
ANLVZ	Time from Which System is Available	
INSPK	Name of Person Responsible for Technical Inspection	
DATAN	Date of Technical Inspection	
WARPL	Maintenance Plan	
ABNUM	Maintenance Plan Call Number	
WAPOS	Maintenance item	
LAUFN	Order number	
OBKNR	Object list number	
REVNR	Revision for Plant Maintenance and Customer Service	
ADDAT	PM Order: Reference Date	
ADUHR	Time of Reference Date	
IPHAS	Maintenance Processing Phase	
ILART	Maintenance activity type	
QMNUM	Notification No	
HISDA	PM request: History date	
AKKNZ	Order Category Indicator Plant Maintenance	
PLKNZ	Maintenance order planning indicator	
SERIALNR	Serial Number	
SERMAT	Material Number	
DEVICEID	Additional Device Data	
SCREENTY	Scenario or Subscreen Category	
ADPSP	Reference Element PM/PS	
RSUPG	Upgrade Order Indicator	
.INCLU--AP		
/ISDFPS/OBJNR	Object number	
/ISDFPS/MEQUI	Master Equipment	
.INCLU--AP		
UII	Unique Item Identifier	
.INCLU--AP		
ORCOD	PM/CS Order Code Indicating Rotable Process	
PRMAN	CMC: Priority Manually Changed	
PRVAL	Priority for PM/CS Orders	
TWTDE	CMC: Use Minimum or Standard TWT from PP Matrix	
MSTCK	Single-Character Indicator	

Extraction Dependencies

Item #	Step Description	Team Responsible
--------	------------------	------------------

1	Ensure Syniti has the necessary connection and access to legacy servers	SyWay A2D Data Team
2	Ensure that the necessary cleansing activities in legacy sources are complete	SyWay A2D Data Team / Business
3	Ensure that create, change and deletion of master data is freeze in legacy Production system	Legacy IT
4	Equipment and Functional Location Master Data need to be first with their respective relevancy rules applied before Work Order can be extracted	SyWay A2D Data Team

Transformation

The Target fields are mapped to the applicable Legacy field that will be its source, this is a 3-way activity involving the Business, Functional team and Data team. This identifies the transformation activity required to allow to make the data Target ready:

1. Perform value mapping and data transformation rules.
 - a. Legacy values are mapped to the to-be values (this could include a default value)
 - b. Values are transformed according to the rules defined in
2. Prepare target-ready data in the structure and format that is required for loading via prescribed Load Tool. This step also produces the load data ready for business to perform Pre-load Data Validation

Transformation Run Sheet

Item #	Step Description	Team Responsible
1	Obtain DCT Sign-off from Business	SyWay A2D Data Team
2	<Add steps from Syniti Migrate here>	SyWay A2D Data Team
3	Review and Validate Error and Preload Reports	SyWay A2D Data Team
4	Generate Load Files	SyWay A2D Data Team

Transformation Rules

Rule #	Source system	Source Table	Source Field	Source Description	Target System	Target Table	Target Field	Target Description	Transformation Logic

List of Custom Target Reports for this object is maintained here: [Conversion Specification - Custom Reports Register](#).

Transformation Mapping

Mapping Table Name	Mapping Table Description
IFLOT	Functional Locations
T003O	Order Type & Priority
TQ80	Notification Type
EQUI	Equipment
CRHD	Work Centres
CSKU	Cost Centre
xtTPLNR	Xref for functional location. Fields: zLegacyTPLNR, TPLNR
xtEQUNR	Xref for equipment number. Fields: zLegacyEQUNR, EQUNR

xtARBPL	Xref for Work Centre. Fields: zLegacyARBPL, ARBPL
---------	---

Transformation Dependencies

List the steps that need to occur before transformation can commence

Item #	Step Description	Team Responsible
1	Ensure DCT tables completeness	SyWay A2D Data Team
2	Value Mappings are according to the latest design - <List of Value Mappings>	SyWay A2D Data Team

Pre-Load Validation

Project Team

Completeness

Task	Action
Verify Record Count	SyWay A2D Data Team to verify that the total number of relevant records from legacy systems and DCTs (if any) is equal to the total number of records in the Preload and Load Sheets.
Verify Data Integrity	SyWay A2D Data Team to verify that the total number of Operations per Work Oder header extracted from legacy systems and DCTs (if any) should be equal to the total number of operations identified in the Preload and Load Sheets

Accuracy

Task	Action
Conversion Accuracy	SyWay A2D Data Team to verify that all fields below meet pass the checks: <ol style="list-style-type: none"> 1. Mandatory Fields 2. Field and Value Mapping Correctness 3. Null Checks 4. Text Length Checks
Review Error Reports	Review and correct the errors. Achieve a zero-error record count as much as possible. Raise defects for data remediated and requiring a correction in the source data.

Business

Completeness

Task	Action
Verify Record Count	Business Data Owner/s to verify that the total number of relevant records from legacy systems and DCTs (if any) is equal to the total number of records in the Preload and Load Sheets.

Accuracy

Task	Action
Conversion Accuracy	Business Data Owner/s to verify that all the data in the load table/file is accurate as per endorsed transformation/mapping rules (and signed-off DCT data).

Load

The load process includes:

1. Execute the automated data load into target system using load tool or product the load file if the load must be done manually
2. Once the data is loaded to the target system, it will be extracted and prepared for Post Load Data Validation

Load Run Sheet

Item #	Step Description	Team Responsible
1	Syniti will provide load file	Syniti

Load Phase and Dependencies

Configuration

Item #	Configuration Item
	Not Applicable

Conversion Objects

Object #	Preceding Object Conversion Approach
9003	Revision
1030	Work Centre
1002	Equipment
1003	Functional Location
1026	WBS - CAPEX, OPEX, Statistical
1074	Cost Centre
1073	Profit Centre
3018	Vendor
2019	Material
1010	Assembly
1094	Purchase Info Records (Including Pricing Conditions)
1067	GL Account Operational CoA (incl. secondary CE)

Error Handling

Error Type	Error Description	Action Taken

Post-Load Validation

Project Team

Completeness

Task	Action
Verify Count	SyWay A2D Data Team to verify the record count created in target S/4 HANA by accessing post load reports in dspMigrate or standard reports from S/4 HANA.
Verify Logs	Check if there is data that failed to load and perform the necessary actions (e.g. register as post load issue or attempt to load the record again, etc.).

Accuracy

Task	Action
Conversion Accuracy	Verify that the Reference Functional Location data in target S/4 HANA were loaded correctly via dspMigrate post load reports or standard reports from S/4 HANA.

Business

Completeness

Task	Action
Verify Count	Download Post Load Reports from dspMigrate and verify that the record count loaded in the target S/4 HANA is the same count as of the endorsed load file.

Accuracy

Task	Action
Conversion Accuracy	Verify that the Reference Functional Location data in target S/4 HANA were loaded correctly via dspMigrate post load reports or standard reports from S/4 HANA.

Key Assumptions

- Data is in scope based on data design and any exception requested by business.
- All data cleansing and preparation has been completed.
- Only valid Legacy outstanding Work Orders that have been supplied by the CIT in the Identified List of Work Order will be converted
- All Work Orders will be forward scheduled and outstanding (not TECO), as the cut off day for Work Orders will be seven days prior to the Legacy system close date, and be valid "work" (i.e. not used as a PO generation point for items such as travel, payment reminders, etc).

See also

Change log

Version	Published	Changed By	Comment
CURRENT (v. 22)	Mar 08, 2026 17:07	OMER-ext, Mohammed	Captured 5 additional fields needed for Scales in rate tables
v. 21	Mar 04, 2026 11:48	OMER-ext, Mohammed	Corrected the transformation logic for field Outline Agreement to Value mapping

v. 20	Jan 09, 2026 17:25	OMER-ext, Mohammed
v. 19	Jan 09, 2026 17:02	OMER-ext, Mohammed
v. 18	Jan 05, 2026 16:30	OMER-ext, Mohammed
v. 17	Dec 19, 2025 08:06	OMER-ext, Mohammed
v. 16	Dec 17, 2025 15:38	OMER-ext, Mohammed
v. 15	Dec 17, 2025 14:20	OMER-ext, Mohammed
v. 14	Dec 17, 2025 09:48	OMER-ext, Mohammed
v. 13	Dec 16, 2025 20:43	OMER-ext, Mohammed





[Go to Page History](#)

Workflow history

Title	Last Updated By	Updated	Status
There are no pages at the moment.			

Workflow history

This view shows the 5 most recent entries. The complete workflow log is available from the 'Document Activity' menu item.

May 08, 2026	Actor	Type	Activity	Version
Approved	 MCARDLE-ext, Edward	State	changed state to Approved at 11:15 am	v22
Revision under Review	 MCARDLE-ext, Edward	State	gave <i>Minor change</i> approval at 11:15 am	
		State	changed state to Revision under Review at 11:15 am	v22
Mar 18, 2026				
Revision in Progress	WENNINGER-ext, Sascha	State	changed state to Revision in Progress at 5:48 pm	v22
From Mar 04, 2026 to Mar 08, 2026				
Edited following Approval	 OMER-ext, Mohammed	Edit	updated the page at 11:48 am	
	 OMER-ext, Mohammed	State	changed state to Edited following Approval at 10:48 am	v21