

# CNV-1002 Equipment

<b>Status</b>	Approved
<b>Owner</b>	JOSHI-ext, Aditya
<b>Stakeholders</b>	ERGUIZA-ext, Pinky Love PUN-ext, Eddy TEE-ext, Paul LAKKAD-ext, Anirudh PRASAD-ext, Devi MOUSSA-ext, Eva BAGGA-ext, Abhishek VILARES, ines LEIGHTON-ext, Dean STEFANESCU-ext, Aurelia

## Purpose

The purpose of this document is to define the conversion approach to create Equipment in S/4 HANA.

In SAP Plant Maintenance (SAP S/4HANA EAM), a piece of equipment is an individual object that is to be maintained independently. Each piece of equipment is managed independently in the system, so that you can:

- Manage individual data from a maintenance perspective for the object
- Perform individual maintenance tasks for the object
- Keep a record of the maintenance tasks performed for the object
- Collect and evaluate data over a long period of time for the object

As per Syensqo's design, all maintainable asset will be represented by Equipment, with the exception where the asset is maintained by Syensqo but not owned, in which case the asset will be migrated as a Functional Location.

## Conversion Scope

The scope of this document covers the approach for creation of Equipment in S/4HANA following the Equipment Master Data Design Standard.

In Syensqo's SAP S/4HANA landscape, Equipment is used to define an individual asset or a sub-component of an asset. Each Equipment record represents a maintainable unit, serving as a critical master data for executing maintenance and work management processes. An Equipment is defined based on its construction and a defined maintenance strategy is followed by to ensure its Reliability and sustainability.

An Equipment is only created when there is a defined maintenance strategy defined for it and a criticality derived from Risk Assessment process.

Depending on its installation context, Equipment is categorized by a user status to define its current state in its lifecycle from Planning to Retire. Every piece of Equipment that is in service is installed at a relevant superior Asset Functional Location or superior Equipment, ensuring its position within the asset hierarchy is clearly defined.

This structured approach supports efficient maintenance planning, traceability, and lifecycle management of assets across Syensqo's operations.

Conversion from legacy will adopt a hybrid method: Extraction and DCT for migration.

- Extraction to include all active installed Equipment
- Data Construct Template to capture -
  - Relevant Functional Locations identified for migration as Equipment as specified in Functional Location CS.
  - Relevant Assembly materials linked to the below objects, as confirmed by the Business, for migration as Equipment.
    - Maintenance Item (Assembly field)
    - Maintenance Item (Object List for Material)
    - Task List Operation (Assembly)
    - Notification (Assembly field)
    - Work Order (Assembly field)
    - Work Order (Object List for Material)
    - Equipment (Construction Type)

Equipment in Syensqo to-be asset structure will be positioned under the Category 'A' (Asset) Functional Location and will comprise of 2 levels.

Level	Technical Object	Function/ Meaning
Equipment Level 1	Equipment	Maintainable Item / Class (Primary maintainable unit)
Equipment Level 2	Equipment	Maintainable Item / Component (sub-equipment)

Note: Please refer CNV-1003 Function Location for details on the Functional Location Asset Level conversion.

The data from legacy system includes:

- Equipment (EQUI-EQUNR) having
  - Maintenance Plant (ILOA-SWERK) in scope (Value Mapping : Plant, where Maintenance Plant = 'Yes')
  - System Status (JEST-STAT) = Installed 'INST' or Allocated to superior equip 'ASEQ'
- Equipment (EQUI-EQUNR) as part of Inclusion List (INC-Equipment). For e.x Equipment relevant for Asset Integration.
- Equipment Long Text in Inclusion-EQ Long Text

The data from legacy system excludes:

- Equipment (EQUI-EQUNR) with System Status (JEST-STAT) = Inactive 'INAC'
- Equipment (EQUI-EQUNR) with System Status (JEST-STAT) = Deletion Flag 'DLFL'
- Equipment (EQUI-EQUNR) with System Status (JEST-STAT) = In the warehouse 'ESTO'
- Equipment (EQUI-EQUNR) with System Status (JEST-STAT) = Available 'AVLB'
- Equipment (EQUI-EQUNR) with Serial Number (EQUI-SERNR) <> " (BLANK)
- Equipment (EQUI-EQUNR) part of Exclusion List (EXC-Equipment)

List of Tables to extract for this object is maintained here: [Extract Table Register](#).

List of source systems and approximate number of records

Source	Scope	Source Approx No. of Records	Target System	Target Approx No. of Records
PF2, WP2	Relevant Equipment will be extracted from PF2 and WP2	400,000	S/4HANA	400,000
DCT	Functional Location to be migrate as Equipment as part of mapping (Functional Location, where <i>New Technical Object</i> = 'EQ')  An initial extract of the relevant Functional Locations will be provided in google sheet format to assist business in decision making.	TBD	S/4HANA	TBD
DCT	Assembly to be created as Equipment based on Info reports extract of the relevant Assemblies. The reports will be provided in google sheet format to assist business in decision making.	TBD	S/4HANA	TBD
DCT	Equipment for plants which do not have data existing from PF2 and WP2	TBD	S/4HANA	TBD

## Additional Information

### Multi-language Requirement

Equipment description will be made available in English.

Multi language is supported for Equipment. Login via a different language will have its description displayed in the logon language if the language key is maintained in the Equipment.

### Document Management

Refer to the [KDD085 - Document Management in the SyWay Solution](#)

Note: Documents attached to Equipment will be migrated as part of 9104-EAM Attachments.

### Legal Requirement

Not Applicable

### Special Requirements

Not Applicable

### Scope

## Target Design

The technical design of the target for this conversion approach.

### 1. Equipment Master

Table	Field	Data Element	Field Description	Data Type	Length	Requirement
EQUI	EQUNR	EQUNR	Equipment Number	CHAR	18	System Key Field
EQUI	EQTYP	EQTYP	Equipment Category	CHAR	1	Mandatory
EQUI	EQART	EQART	Technical Object Type	CHAR	10	Mandatory

EQUI	BRGEW	BRGEW	Weight	QUAN	13	Conditional
EQUI	GEWEI	GEWEI	Unit of Weight	UNIT	3	Conditional
EQUI	INVNR	INVNR	Inventory No	CHAR	25	Conditional
EQUI	INBDT	INBDT	Start-up date	DATS	8	Conditional
EQUI	ANSWT	ANSWT	Acquisition Value	NUMC	13	Conditional
EQUI	WAERS	WAERS	Currency	CUKY	5	Conditional
EQUI	HERST	HERST	Manufacturer	CHAR	30	Conditional
EQUI	TYPBZ	TYPBZ	Model Number	CHAR	20	Conditional
EQUI	SERGE	SERGE	Manufacturer Serial Number	CHAR	30	Conditional
EQUI	HERLD	HERLD	Country/Region of Manufacture	CHAR	3	Conditional
EQUI	BAUJJ	BAUJJ	Year of construction	CHAR	4	Conditional
EQUI	BAUMM	BAUMM	Month of Manufacture	CHAR	2	Conditional
EQUZ	DATAB	DATAB	Valid-From Date	DATS	8	Mandatory
EQUZ	IWERK	IWERK	Maintenance Planning Plant	CHAR	4	Mandatory
EQUZ	INGRP	INGRP	Planner Group	CHAR	3	Mandatory
EQUZ	GEWRK	GEWRK	Main work center	CHAR	8	Mandatory
EQUZ	WERGW	WERGW	Plant associated with main work center	CHAR	4	Mandatory
EQUZ	HEQUI	HEQUI	Superordinate Equipment	CHAR	18	Conditional
EQUZ	SUBMT	SUBMT	Construction type	CHAR	40	Mandatory
ILOA	ABCKZ	ABCKZ	ABC Indicator	CHAR	1	Mandatory
ILOA	TPLNR	TPLNR	Functional Location	CHAR	30	Conditional
ILOA	SWERK	SWERK	Maintenance Plant	CHAR	4	Mandatory
ILOA	BEBER	BEBER	Plant Section	CHAR	3	Mandatory
ILOA	EQFNR	EQFNR	Sort Field	CHAR	30	Mandatory
ILOA	BUKRS	BUKRS	Company Code	CHAR	4	Mandatory
ILOA	KOSTL	KOSTL	Cost Center	CHAR	10	Mandatory
ILOA	KOKRS	KOKRS	Controlling Area	CHAR	4	Mandatory
ADRC	NAME1	NAME1	Name 1	CHAR	40	Conditional
ADRC	NAME2	NAME2	Name 2	CHAR	40	Conditional
ADRC	NAME3	NAME3	Name 3	CHAR	40	Conditional
ADRC	NAME4	NAME4	Name 4	CHAR	40	Conditional
ADRC	COUNTRY	COUNTRY	Country/Region Key	CHAR	3	Conditional

## 2. Equipment Short Text

Table	Field	Data Element	Field Description	Data Type	Length	Requirement
EQUI	EQUNR	EQUNR	Equipment Number	CHAR	18	Mandatory (Key to link to Equipment)
EQKT	SPRAS	SPRAS	Language Key	LANG	1	Mandatory
EQKT	EQKTX	EQKTX	Description of Equipment	CHAR	40	Mandatory

Note: Each Equipment must have 1 entry for English language and 1 entry for the language(s) of the country in which each Maintenance Plant assigned is located (French, Italian, Mandarin, Brazilian Portuguese, German or Spanish).

## 3. Equipment Classification (Header)

Table	Field	Data Element	Field Description	Data Type	Length	Requirement
KSSK	KLART	KLART	Class Type	CHAR	20	Mandatory

KSSK	OBTAB	OBTAB	Name of Database Table for Object	CHAR	30	Mandatory
KSSK	CLASS	CLASS	Class Name	CHAR	30	Mandatory
EQUI	EQUNR	EQUNR	Equipment Number	CHAR	18	Mandatory (Key to link to Equipment)

#### 4. Equipment Classification (Characteristics Value Allocation)

Table	Field	Data Element	Field Description	Data Type	Length	Requirement
CABN	ATNAM	ATNAM	Characteristic Name	CHAR	30	Mandatory
AUSP	POSNR	POSNR	Item Number	CHAR	3	Mandatory
EQUI	EQUNR	EQUNR	Equipment Number	CHAR	18	Mandatory (Key to link to Equipment)
AUSP	ATFLV	ATFLV	Numerical Value - From	NUMC	16	Conditional
AUSP	ATFLB	ATFLB	Numerical Value - To	NUMC	16	Conditional
AUSP	DATE_FROM	DATE_FROM	Lower Boundary for Date - Interval	DATS	8	Conditional
AUSP	DATE_TO	DATE_TO	Upper Boundary for Date - Interval	DATS	8	Conditional
AUSP	TIME_FROM	TIME_FROM	Lower Boundary for Time - Interval	TIMS	6	Conditional
AUSP	TIME_TO	TIME_TO	Upper Boundary for Time - Interval	TIMS	6	Conditional
AUSP	ATFLV	ATFLV	Currency Value - From (Floating Point)	NUMC	16	Conditional
AUSP	ATFLB	ATFLB	Currency Value - To (Floating Point)	NUMC	16	Conditional
AUSP	CURRENCY	CURRENCY	Currency Key	CUKY	5	Conditional
AUSP	ATWRT	ATWRT	Characteristic Value	CHAR	30	Conditional
KSSK	KLART	KLART	Class Type	CHAR	20	Mandatory
KSSK	CLASS	CLASS	Class Name	CHAR	30	Mandatory

#### 5. Equipment Partner

Table	Field	Data Element	Field Description	Data Type	Length	Requirement
EQUI	EQUNR	EQUNR	Equipment Number	CHAR	18	Mandatory (Key to link to Equipment)
IHPA	OBTYP	OBTYP	Object Type	CHAR	3	Mandatory
IHPA	PARVW	PARVW	Partner Function	CHAR	2	Mandatory
IHPA	PARNR	PARNR	Partner	CHAR	12	Mandatory

#### 6. Equipment User Status

Table	Field	Data Element	Field Description	Data Type	Length	Requirement
EQUI	EQUNR	EQUNR	Equipment Number	CHAR	18	Mandatory (Key to link to Equipment)
JSTO	STSMA	STSMA	Status profile of the Equipment	CHAR	8	Mandatory
JEST	STAT	STAT	Status Number in User Status List	CHAR	5	Mandatory

#### 7. Equipment Long Text Header

Table	Field	Data Element	Field Description	Data Type	Length	Requirement
EQUI	EQUNR	EQUNR	Equipment Number	CHAR	18	Mandatory (Key to link to Equipment)
STXH	TDOBJECT	TDOBJECT	Texts: application object	CHAR	10	Mandatory
STXH	TDNAME	TDNAME	Name	CHAR	70	Mandatory
STXH	TDID	TDID	Text ID	CHAR	4	Mandatory
STXH	TDSPRAS	TDSPRAS	Language Key	LANG	1	Mandatory

## 8. Equipment Long Text Line

Table	Field	Data Element	Field Description	Data Type	Length	Requirement
EQUI	EQUNR	EQUNR	Equipment Number	CHAR	18	Mandatory (Key to link to Equipment)
STXL	TDOBJECT	TDOBJECT	Texts: application object	CHAR	10	Mandatory
STXL	TDNAME	TDNAME	Name	CHAR	70	Mandatory
STXL	TDID	TDID	Text ID	CHAR	4	Mandatory
STXL	TDSPRAS	TDSPRAS	Language Key	LANG	1	Mandatory
STXL	TDFORMAT	TDFORMAT	Tag column	CHAR	1	Mandatory
STXL	TDLINE	TDLINE	Text Line	CHAR	72	Mandatory

Note:

1. Long Text is not mandatory, only load when there is data
2. One Long Text Header must have at least 1 Long Text Line

Equipment Data strictly adheres to the Master Data Standard. The complete information of the key fields that hold the Equipment information follows the Master Data Standard document that is located [here](#).

## Data Cleansing

ID	Criticality	Error Message/Report Description	Rule	Output	Source System
1002-001	C1	Relevant Equipment missing Technical Object Type	Equipment as per Relevancy Criteria with no Technical Object Type Assigned	Plant, Equipment, Equipment Description, Technical Object Type	PF2, WP2
1002-002	C1	Relevant Equipment missing Superior Equipment or Functional Location	Equipment as per Relevancy Criteria not installed either below a Superior Equipment or Functional Location	Plant, Equipment, Equipment Description, Technical Object Type, Superior Equipment, Functional Location	PF2, WP2
1002-003	C1	Equipment in Available 'AVLB' Status	'Floating' Equipment i.e having System Status (JEST-STAT) = Available 'AVLB'	Plant, Equipment, Equipment Description	PF2, WP2
1002-004	C3	Info Report : Relevant Equipment Long Text for Cleansing	Equipment as per Relevancy Criteria where Long Text Exist flag is assigned (EQUI-KZLTX) = 'X'. This is for manual review.	Plant, Equipment, Equipment Description, Long Text	PF2, WP2
1002-005	C3	Info Report : Construction Type (CT) assigned to Relevant Equipment which are not part of a BOM (Bill of Material). This report is to support Business to review Legacy Construction Types to be included in Equipment DCT for migration.	Construction Type (EQUZ-SUBMT) maintained on relevant Equipment which are/ are not part of a BOM (MAST-MATNR).	Plant, Equipment, Equipment Description, CT, CT description, Material Type, Material Type Description	PF2, WP2

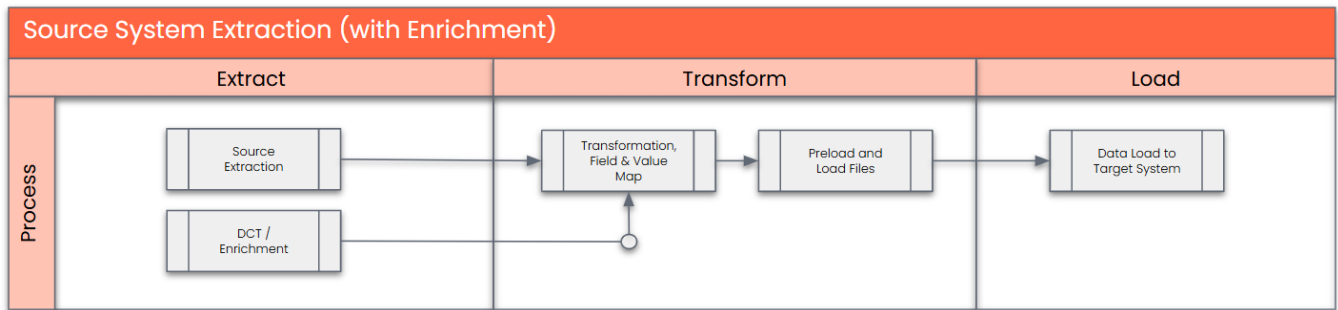
1002-006	C3	Info Report : Assemblies assigned to Relevant Maintenance Items which are not part of a BOM (Bill of Material). This report is to support Business to review Legacy Assemblies to be included in Equipment DCT for migration.	Assembly (MPOS-BAUTL) maintained on relevant Maintenance Items (MPOS-WAPOS) which are/ are not part of a BOM (MAST-MATNR)	Plant, Maintenance Item, Assembly, Assembly description, Material Type, Material Type Description	PF2, WP2
1002-007	C3	Info Report : Assemblies listed on Relevant Maintenance Item Object list which are not part of a BOM (Bill of Material). This report is to support Business to review Legacy Assemblies to be included in Equipment DCT for migration.	Assembly (OBJK-BAUTL) maintained on relevant Maintenance Items (MPOS-WAPOS) which are/ are not part of a BOM (MAST-MATNR)	Plant, Maintenance Item, Assembly, Assembly description, Material Type, Material Type Description	PF2, WP2
1002-008	C3	Info Report : Assemblies listed on Relevant Work Orders which are not part of a BOM (Bill of Material). This report is to support Business to review Legacy Assemblies to be included in Equipment DCT for migration.	Assembly (AFIH-BAUTL) maintained on relevant Work Order (AUFK-AUFNR) which are/ are not part of a BOM (MAST-MATNR)	Plant, Work Order, Assembly, Assembly description, Material Type, Material Type Description	PF2, WP2
1002-009	C3	Info Report : Assemblies listed on Relevant Work Order Object list which are not part of a BOM (Bill of Material). This report is to support Business to review Legacy Assemblies to be included in Equipment DCT for migration.	Assembly (OBJK-BAUTL) maintained on relevant Work Order (AUFK-AUFNR) which are/ are not part of a BOM (MAST-MATNR)	Plant, Work Order, Assembly, Assembly description, Material Type, Material Type Description	PF2, WP2
1002-010	C3	Info Report : Assemblies listed on Relevant Notifications which are not part of a BOM (Bill of Material). This report is to support Business to review Legacy Assemblies to be included in Equipment DCT for migration.	Assembly (QMIH-BAUTL) maintained on relevant Notification (QMEL-QMNUM) which are/ are not part of a BOM (MAST-MATNR)	Plant, Notification, Assembly description, Material Type, Material Type Description	PF2, WP2
1002-011	C3	Info Report: Functional Location identified to be migrated as Equipment. This report is to support Business to review Legacy Functional Location to be included in Equipment DCT for migration.	Functional Location (IFLOT-TPLNR) to be migrate as Equipment as part of mapping (Functional Location, where <i>New Technical Object = 'EQ'</i> )	Plant, Functional Location, Functional Description	PF2, WP2

Note: List of Cleansing is maintained here: [Conversion Specs Register \(DCT & Cleansing Report\)](#)

## Conversion Process

The high-level process is represented by the diagram below:

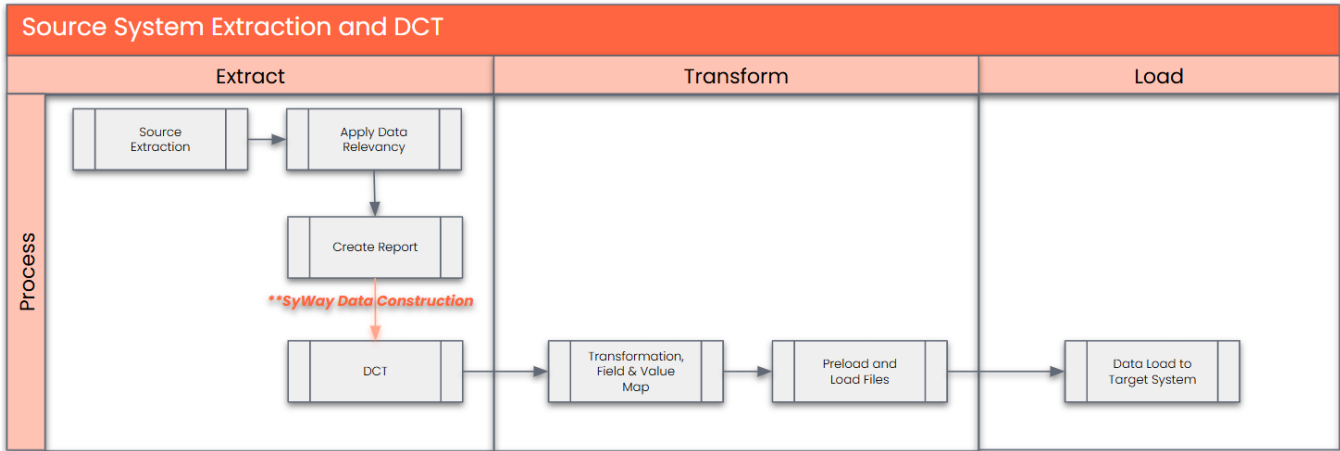
1. Source = PF2/WP2:



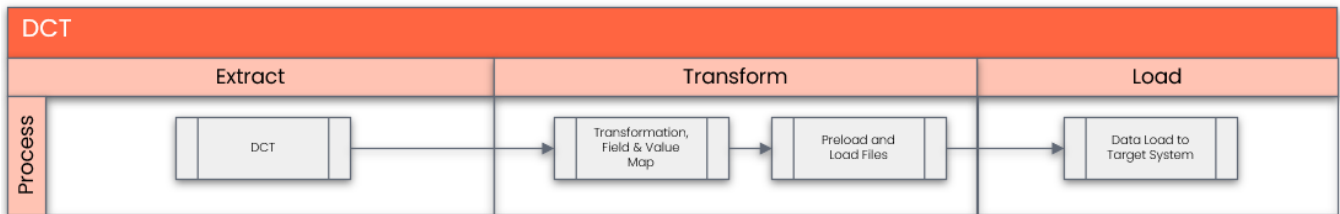
2. Source = DCT

Collection will be done manually in the Data Collection Template for the following scenarios:

- Equipment to be created where the source data is set up as Functional Locations
- Equipment to be created where the source data is set up as Assemblies
- Legacy Equipment to be split into multiple Equipment



- For sites not on SAP-PF2 or WP2 systems



## Data Privacy and Sensitivity

Not Applicable

## Extraction

Extract data from a source into Advanced Data Migration and Management (ADMM). There are 2 possibilities:

1. The data exists. ADMM connects to the source and loads the data into ADMM. There are 3 methods:
  - a. Perform full data extraction from relevant tables in the source system(s).
  - b. Perform extraction through the application layer.
  - c. Only if ADMM; cannot connect to the source, data is loaded to the repository from the provided source system extract/report.
2. The data does not exist (or cannot be converted from its current state). The data is manually collected by the business directly in ADMM. This is to be conducted using DCT (Data Collection Template) in ADMM

The agreed Relevancy criteria is applied to the extracted records to identify the records that are applicable for the Target loads

## Extraction Run Sheet

Req #	Requirement Description	Team Responsible
1	Extract data from source system based on relevancy rule	SyWay Data Team
2	Google Sheet report pre-populated with PF2 and WP2 information to be generated based on below info reports. <ul style="list-style-type: none"> <li>• Assembly/ Construction Type - 1002-004/005/006/007/008/009</li> <li>• Functional Location - 1002-010</li> </ul>	SyWay Data Team

## Selection Screen

Selection Ref Screen	Parameter Name	Selection Type	Requirement	Value to be entered/set
Not Applicable				

## Data Collection Template (DCT)

Target Ready Data Collection Template will be created for Equipment with exception of some fields which require transformation as mentioned in the transformation rule.

1. The extracted report will be loaded into the required structure using the DCT.
2. Standardization activities (including deduplication, standardization and additions) will be carried out within the DCT.

**Note:** All rules specified below should be documented as a **tooltip** in the DC Page.

Format:

**Line 1:** Mandatory / Conditional

**Line 2:** Remaining text

### 1. Equipment Master Data Construction Rules

Field Name	Field Description	Rule
zLegacyEQUNR	Legacy Id	Mandatory  If exists in Value Mapping: Equipment (Staging), then populate the Staging Id mapped to the Legacy Id  Else populate the Legacy Id of the Equipment/ Functional Location/ Assembly Material
zLegacyObjectType	Legacy Object Type	Mandatory  Allowed Values - 'EQ' (Equipment)/ 'FL' (Functional Location) / 'ASY' (Assembly)
EQART	Technical Object Type	Mandatory  Allowed values from T370K to be populated
BRGEW	Weight	Conditional  Populate if information exists
GEWEI	Unit of Weight	Conditional  Populate unit value if BRGEW (Weight) has been maintained.  Allowed values from T006 to be populated
INVNR	Inventory No	Conditional  Populate Critical Material representing the relevant procured Capital Spare (Fixed Asset) for the Equipment
ANSWT	Acquisition Value	Conditional  Populate the Fixed Asset value if Inventory Number has been maintained.
WAERS	Currency	Conditional  Populate only if 'Acquisition Value' field has been populated  Allowed values from TCURC to be populated.
HERST	Manufacturer	PF2/WP2 data enrichment: Not used  For new data construction:  Conditional  Populate if information exists

TYPBZ	Model Number	<p>PF2/WP2 data enrichment: Not used</p> <p>For new data construction:</p> <p>Conditional</p> <p>Populate if information exists</p>
SERGE	Manufacturer Serial Number	<p>PF2/WP2 data enrichment: Not used</p> <p>For new data construction:</p> <p>Conditional</p> <p>Populate if information exists</p>
HERLD	Country/Region of Manufacture	<p>PF2/WP2 data enrichment: Not used</p> <p>For new data construction:</p> <p>Conditional</p> <p>Allowed values from T005 to be populated.</p>
BAUJJ	Year of construction	<p>PF2/WP2 data enrichment: Not used</p> <p>For new data construction:</p> <p>Conditional</p> <p>Populate if information exists</p>
BAUMM	Month of Manufacture	<p>PF2/WP2 data enrichment: Not used</p> <p>For new data construction:</p> <p>Conditional</p> <p>Populate if information exists</p>
SWERK	Maintenance Plant	<p>PF2/WP2 data enrichment: Not used</p> <p>For new data construction:</p> <p>Mandatory</p> <p>Populate values from Value Mapping - Plant (where Maintenance Plant = Yes)</p>
INGRP	Planner Group	<p>Mandatory</p> <p>Allowed values from T024I (where IWERK = Planning Plant) to be populated</p>
GEWRK	Main work center	<p>Mandatory</p> <p>Allowed values from Work Centre DCT to be populated.</p>
HEQUI	Superordinate Equipment	<p>Conditional</p> <p>Populate if Equipment is a Sub-Equipment.</p> <p>Plant section of the Superior Equipment should be identical the the Equipment to be installed.</p>
SUBMT	Construction type	<p>Mandatory</p> <p>Populate value from Assembly DCT.</p> <p>Assigned Construction Type should have a TOT Characteristic value (A_ALLOWED_TOT) maintained which matches the 'Technical Object Type' assigned on the Equipment and 'SubAssembly' Characteristic (A_SUB_ASSEMBLY) = 'No'</p>
TPLNR	Functional Location	<p>Conditional</p> <p>Populate Category 'A' Functional Location if Equipment installed under Functional Location.</p> <p>Assigned Functional Location should have a TOT value identical to the Equipment and the Plant Section of the Functional Location should be identical to the one assigned on the Equipment</p> <p>Allowed Category 'A' Functional Location values from mapping (Functional Location, where <i>New Technical Object</i> = 'FL') to be used.</p>

EQFNR	Sort Field	<p><b>Mandatory</b></p> <p>The Sort Field is used to store the Plant Tag ID, representing the physical identifier attached to an asset in the field. Each Equipment record must have a unique Sort Field value within the same Plant, except in cases where the Equipment is defined as a sub-equipment of a parent asset, in which case it may share the same Plant Tag ID.</p> <p>Ensure that it does not include any of below characters:</p> <ul style="list-style-type: none"> <li>; Semi-colon</li> <li>: Colon</li> <li>:: Double Colon</li> <li>? Question Mark</li> <li>/ Forward Slash</li> <li>@ At sign</li> <li>&amp; Ampersand</li> <li>= Equal Sign</li> <li>+ Plus Sign</li> <li>\$ Dollar Sign</li> <li>% Percent</li> <li>  Vertical Bar</li> <li>[] Left or Right Square Bracket</li> <li>" Double Quotes</li> </ul>
KOSTL	Cost Center	<p><b>Mandatory</b></p> <p>Allowed values from R2R Cost Centre Value Mapping maintained for the Company Code associated to the Maintenance Plant.</p>
NAME1	Name 1	<p><b>Conditional</b></p> <p>Populate NAME1-4 fields with the Name and Location of the Asset</p>
NAME2	Name 2	<p><b>Conditional</b></p> <p>Populate NAME1-4 fields with the Name and Location of the Asset</p>
NAME3	Name 3	<p><b>Conditional</b></p> <p>Populate NAME1-4 fields with the Name and Location of the Asset</p>
NAME4	Name 4	<p><b>Conditional</b></p> <p>Populate NAME1-4 fields with the Name and Location of the Asset</p>
EQKTX _EN	Description of Equipment (English)	<p><b>Mandatory</b></p> <p>Guide for Description:</p> <p>A = Technical Object Type Description (in English language) B = Asset Tag (Sort Field) C = Additional Description as provided by business (in English Language)</p> <p>Equipment Description = A+B+C</p> <p>All Letters must be in Capital letters/ Uppercase.</p> <p>Cannot have duplicate records based on corresponding language text (2 Equipment cannot have the same English language key texts)</p> <p>Ensure that it does not include any of below characters:</p> <ul style="list-style-type: none"> <li>; Semi-colon</li> <li>: Colon</li> <li>:: Double Colon</li> <li>? Question Mark</li> <li>/ Forward Slash</li> <li>@ At sign</li> <li>&amp; Ampersand</li> <li>= Equal Sign</li> <li>+ Plus Sign</li> <li>\$ Dollar Sign</li> <li>% Percent</li> <li>  Vertical Bar</li> <li>[] Left or Right Square Bracket</li> <li>" Double Quotes</li> </ul>

SPRAS _LC	Language Key_Local	<p>Conditional</p> <p>User to populate Language Key based language of the Country where the Maintenance Plant exists.</p> <p>Allowed values:</p> <ol style="list-style-type: none"> <li>1. "F" - French</li> <li>2. "1" - Mandarin/Simplified Chinese</li> <li>3. "I" - Italian</li> <li>4. "P" - Portuguese/Brazilian</li> <li>5. "D" - German</li> <li>6. "S" - Spanish</li> </ol>
EQKTX _LC	Description of Equipment (Local Language)	<p>Conditional</p> <p>Guide for Description:</p> <p>A = Technical Object Type Description (in Local Language of Plant)  B = Asset Tag (Sort Field)  C = Additional Description as provided by business (in language of the country in which each plant is located)</p> <p>Equipment Description = A+B+C</p> <p>All Letters must be in Capital letters/ Uppercase.</p> <p>Cannot have duplicate records based on corresponding language text (2 Equipment cannot have the same Local language key texts)</p> <p>Ensure that it does not include any of below characters:</p> <ul style="list-style-type: none"> <li>; Semi-colon</li> <li>: Colon</li> <li>:: Double Colon</li> <li>? Question Mark</li> <li>/ Forward Slash</li> <li>@ At sign</li> <li>&amp; Ampersand</li> <li>= Equal Sign</li> <li>+ Plus Sign</li> <li>\$ Dollar Sign</li> <li>% Percent</li> <li>  Vertical Bar</li> <li>[] Left or Right Square Bracket</li> <li>" Double Quotes</li> </ul>
zLegacyPARN R_Z1	Partner (Asset Owner)	<p>Mandatory</p> <p>Populate 'Z1' (Asset Owner) Vendor Business Partner as per below rule.</p> <p>Rule -  For Assets that are Owned by Syensqo and Maintained by Syensqo Inter Company Vendor are to be populated.</p> <p>For Assets that are rented from specific vendors or maintained by third-party service providers, external Vendors are to be populated</p>
zLegacyPARN R_Z2	Partner (Asset Maintainer)	<p>Mandatory</p> <p>Populate 'Z2' (Asset Maintainer) Vendor Business Partner as per below rule.</p> <p>Rule -  For Assets that are Owned by Syensqo and Maintained by Syensqo Inter Company Vendor are to be populated.</p> <p>For Assets that are rented from specific vendors or maintained by third-party service providers, external Vendors are to be populated</p>
zLegacyPARN R_Z3	Partner (Vendor Contact)	<p>Mandatory</p> <p>Populate 'Z3' (Vendor Contact) Contact Person Business Partner of the External Vendor.</p>

STAT_ N1	Sequential Status in User Status Profile	Conditional  Populate from allowed values: 'PLAN'- Planned 'COMM'- Commissioned 'INSR'- In Service 'OTSR'- Out Of Service 'SCRP'- Scrap  If none is provided, it will be defaulted to 'PLAN'
STAT_ X1	Non-Sequential Status in the User Status Profile - EXHZ (Extremely Hazardous)	Conditional  Populate 'EXHZ' (Extremely Hazardous) status if applicable.
STAT_ X2	Non-Sequential Status in the User Status Profile - MTNA (Maintenance Not Allowed)	Conditional  Populate 'MTNA' (Maintenance Not Allowed) status if applicable.

## 2. Equipment Classification Data Construction Rules

Data Element	Field Description	Rule
zLegacyEQU NR	Legacy Id	Mandatory  Key to link to the Legacy Object (Equipment/ Functional Location/ Assembly)  Should exist in Equipment Master DCT Rules
CLASS	Class Name	Mandatory  <ul style="list-style-type: none"> <li>Must always have an entry for EAM_9999.</li> <li>User to populate any other class of class type '002' (Equipment) as required</li> </ul> Class other than 'EAM_9999' must have naming convention = EAM_TOT (Tech Object Type) of the Equipment
ATNAM	Characteristic Name	Mandatory  User to populate Characteristic assigned to the Class 'EAM_9999' and other mapped legacy classes as per the Class DCT
ATWRT	Characteristic Value	Conditional.  <ul style="list-style-type: none"> <li>If the characteristic has character format (CHAR), populate with alphanumeric characters.</li> <li>If the characteristic has character format (DATE), must have the format DDMMYYYY. <b>E.g. 31122000</b></li> <li>If the characteristic has character format (TIME), must have the format HHMMSS. <b>E.g. 110000</b></li> <li>If the characteristic has character format (NUM), the field should contain only numerical characters. <b>E.g. 888</b></li> <li>If the characteristic has character format (CURR), this field should contain only numerical characters. <b>E.g. 200</b></li> </ul> Note for DATE, TIME, NUM and CURR formats: <ul style="list-style-type: none"> <li>If a range is required, the from and to values should be concatenated using a hyphen (" - "). <ul style="list-style-type: none"> <li>E.g. DATE: 1 - 2, 110000 -112855</li> </ul> </li> <li>Fill in only if Characteristic - Interval values allowed (ATINT) is populated with "X"</li> <li>The Characteristic Value (From) should be &lt;= Characteristic Value (To)</li> </ul>
POSNR	Item Number	Conditional  Sequential number to be maintained if multiple values are being recorded for the same Characteristic

## 3. Equipment Long Text Data Construction Rules

Data Element	Field Description	Rule
--------------	-------------------	------

zLegacyEQUNR	Legacy Id	Mandatory Key to link to the Legacy Object (Equipment/ Functional Location/ Assembly) Should exist in Equipment Master DCT Rules
TDLINE_EN	Text Line (English)	Mandatory User to populate Free Text in English Language as applicable. All Letters must be in Capital letters/ Uppercase.
TDSPRAS_LC	Language Key_Local	Conditional User to populate Language Key based language of the Country where the Maintenance Plant exists.  Allowed values: 1. "F" - French 2. "1" - Mandarin/Simplified Chinese 3. "I" - Italian 4. "P" - Portuguese/Brazilian 5. "D" - German 6. "S" - Spanish
TDLINE_LC	Text Line (Local Language)	Conditional User to populate Free Text in language of the country in which each plant is located (French, Italian, Mandarin, Brazilian Portuguese, German or Spanish). All Letters must be in Capital letters/ Uppercase.

#### 4. Inclusion-EQ Long Text Data Construction Rules

Data Element	Field Description	Rule
zLegacyEQUNR	Legacy Equipment Number	Mandatory Populate relevant Legacy Equipment Number for which Long Text has to be migrated.
zLegacyWERKS	Legacy Plant	Mandatory
zLegacySPRAS	Legacy Language Key	Mandatory.  Allowed values: 1. "E" - English 2. "F" - French 3. "1" - Mandarin/Simplified Chinese 4. "I" - Italian 5. "P" - Portuguese/Brazilian 6. "D" - German 7. "S" - Spanish

#### 5. Equipment (Staging) Data Construction Rules

Data Element	Field Description	Rule
OBJECT	Legacy Object Type	Mandatory Allowed Values: 'Functional Location', 'Equipment', 'Assembly' Populate relevant Legacy Object Type applicable for consolidation or splitting
OBJECT_ID	Legacy Object Id	Mandatory Populate relevant Legacy Object Id (Functional Location Label/ Equipment Number/ Material Number)
zLegacyWERKS	Legacy Plant	Mandatory

OPERATION	Operation	Mandatory Populate 'Split' if the record has to be Split into multiple Ids. Populate 'Consolidate' where multiple records have been merged to one.																																							
STAGING_ID	Staging Equipment Id	Mandatory. Guideline to populate the Staging Id -																																							
		For <b>Consolidation</b> i.e merging multiple legacy objects into one	For <b>Splitting</b> single legacy objects into multiple																																						
		<table border="1"> <thead> <tr> <th>Legacy Object Id</th> <th>Staging Id</th> </tr> </thead> <tbody> <tr> <td>10000234 (Master)</td> <td>10000234</td> </tr> <tr> <td>10000235 (Slave)</td> <td>10000234</td> </tr> <tr> <td>10000236 (Slave)</td> <td>10000234</td> </tr> <tr> <td>TPL_PROD_1235 (Master)</td> <td>TPL_PROD_1235</td> </tr> <tr> <td>TPL_PROD_1236 (Slave)</td> <td>TPL_PROD_1235</td> </tr> <tr> <td>TPL_PROD_1237 (Slave)</td> <td>TPL_PROD_1235</td> </tr> <tr> <td>89993244 (Master)</td> <td>89993244</td> </tr> <tr> <td>89993245 (Slave)</td> <td>89993244</td> </tr> <tr> <td>89993246 (Slave)</td> <td>89993244</td> </tr> </tbody> </table>	Legacy Object Id	Staging Id	10000234 (Master)	10000234	10000235 (Slave)	10000234	10000236 (Slave)	10000234	TPL_PROD_1235 (Master)	TPL_PROD_1235	TPL_PROD_1236 (Slave)	TPL_PROD_1235	TPL_PROD_1237 (Slave)	TPL_PROD_1235	89993244 (Master)	89993244	89993245 (Slave)	89993244	89993246 (Slave)	89993244	<table border="1"> <thead> <tr> <th>Legacy Object Id</th> <th>Staging Id</th> </tr> </thead> <tbody> <tr> <td>10000001</td> <td>10000001_1</td> </tr> <tr> <td>10000001</td> <td>10000001_2</td> </tr> <tr> <td>10000001</td> <td>10000001_3</td> </tr> <tr> <td>WLO_UTIL_X3512</td> <td>WLO_UTIL_X3512_1</td> </tr> <tr> <td>WLO_UTIL_X3512</td> <td>WLO_UTIL_X3512_2</td> </tr> <tr> <td>WLO_UTIL_X3512</td> <td>WLO_UTIL_X3512_3</td> </tr> <tr> <td>812364533</td> <td>812364533_1</td> </tr> <tr> <td>812364533</td> <td>812364533_2</td> </tr> <tr> <td>812364533</td> <td>812364533_3</td> </tr> </tbody> </table>	Legacy Object Id	Staging Id	10000001	10000001_1	10000001	10000001_2	10000001	10000001_3	WLO_UTIL_X3512	WLO_UTIL_X3512_1	WLO_UTIL_X3512	WLO_UTIL_X3512_2	WLO_UTIL_X3512	WLO_UTIL_X3512_3	812364533	812364533_1	812364533	812364533_2
Legacy Object Id	Staging Id																																								
10000234 (Master)	10000234																																								
10000235 (Slave)	10000234																																								
10000236 (Slave)	10000234																																								
TPL_PROD_1235 (Master)	TPL_PROD_1235																																								
TPL_PROD_1236 (Slave)	TPL_PROD_1235																																								
TPL_PROD_1237 (Slave)	TPL_PROD_1235																																								
89993244 (Master)	89993244																																								
89993245 (Slave)	89993244																																								
89993246 (Slave)	89993244																																								
Legacy Object Id	Staging Id																																								
10000001	10000001_1																																								
10000001	10000001_2																																								
10000001	10000001_3																																								
WLO_UTIL_X3512	WLO_UTIL_X3512_1																																								
WLO_UTIL_X3512	WLO_UTIL_X3512_2																																								
WLO_UTIL_X3512	WLO_UTIL_X3512_3																																								
812364533	812364533_1																																								
812364533	812364533_2																																								
812364533	812364533_3																																								

Note: Above DCT is only to be populated for Legacy Objects (Functional Location, Equipment, Assembly) which require consolidation or splitting.

#### 6. ENR-Equipment Enrichment Data Construction Rules

Field Name	Field Description	Rule
zLegacyEQUNR	Legacy Equipment Number	Mandatory Populate the Legacy Equipment Number
EQART	Technical Object Type	Mandatory Allowed values from T370K to be populated
BRGEW	Weight	Conditional Populate if information exists
GEWEI	Unit of Weight	Conditional Populate unit value if BRGEW (Weight) has been maintained. Allowed values from T006 to be populated
INVNR	Inventory No	Conditional Populate Critical Material representing the relevant procured Capital Spare (Fixed Asset) for the Equipment Criteria for Assigning Critical Materials as the Inventory Number - <ul style="list-style-type: none"> <li>The material must have a cost greater than 15,000 and a useful life exceeding one year.</li> <li>The material type should be either 'UNBW' or 'NLAG'.</li> <li>The "Critical Part" checkbox must be selected in the Purchasing view of the Material Master.</li> </ul>
ANSWT	Acquisition Value	Conditional Populate the Fixed Asset value if Inventory Number has been maintained.

WAERS	Currency	<p>Conditional</p> <p>Populate only if 'Acquisition Value' field has been populated</p> <p>Allowed values from TCURC to be populated.</p>
INGRP	Planner Group	<p>Conditional</p> <p>Must Populate value if Equipment is in Installed Status.</p> <p>Allowed values from T024I (where IWERK = Planning Plant) to be populated</p>
GEWRK	Main work center	<p>Conditional</p> <p>Must Populate value if Equipment is in Installed Status.</p> <p>Allowed values from Work Centre DCT to be populated.</p>
HEQUI	Superordinate Equipment	<p>Conditional</p> <p>Populate if Equipment is a Sub-Equipment.</p> <p>Plant section of the Superior Equipment should be identical the the Equipment to be installed.</p>
SUBMT	Construction type	<p>Mandatory</p> <p>Populate value from Assembly DCT.</p> <p>Assigned Construction Type should have a TOT Characteristic value maintained which matches the 'Object Type' assigned on the Equipment and 'SubAssembly' Characteristic = 'No'</p>
TPLNR	Functional Location	<p>Conditional</p> <p>Populate Category 'A' Functional Location if Equipment installed under Functional Location.</p> <p>Assigned Functional Location should have a TOT value identical to the Equipment and the Plant Section of the Functional Location should be identical to the one assigned on the Equipment</p> <p>Allowed Category 'A' Functional Location values from mapping (Functional Location, where <i>New Technical Object</i> = 'FL') to be used.</p>
BEBER	Plant Section	<p>Conditional</p> <p>Allowed values from T357 to be populated for the Maintenance Plant (SWERK) selected</p>
EQFNR	Sort Field	<p>Mandatory</p> <p>The Sort Field is used to store the Plant Tag ID, representing the physical identifier attached to an asset in the field.</p> <p>Each Equipment record must have a unique Sort Field value within the same Plant, except in cases where the Equipment is defined as a sub-equipment of a parent asset, in which case it may share the same Plant Tag ID.</p> <p>Ensure that it does not include any of below characters:</p> <ul style="list-style-type: none"> <li>; Semi-colon</li> <li>: Colon</li> <li>:: Double Colon</li> <li>? Question Mark</li> <li>/ Forward Slash</li> <li>@ At sign</li> <li>&amp; Ampersand</li> <li>= Equal Sign</li> <li>+ Plus Sign</li> <li>\$ Dollar Sign</li> <li>% Percent</li> <li>  Vertical Bar</li> <li>[] Left or Right Square Bracket</li> <li>" Double Quotes</li> </ul>
KOSTL	Cost Center	<p>Conditional</p> <p>Must Populate value if Equipment is in Installed Status</p> <p>Allowed values from R2R Cost Centre Value Mapping.</p>
NAME1	Name 1	<p>Conditional</p> <p>Populate NAME1-4 fields with the Name and Location of the Asset</p>

NAME2	Name 2	Conditional Populate NAME1-4 fields with the Name and Location of the Asset
NAME3	Name 3	Conditional Populate NAME1-4 fields with the Name and Location of the Asset
NAME4	Name 4	Conditional Populate NAME1-4 fields with the Name and Location of the Asset
EQKTX _EN	Description of Equipment (English)	<p>Conditional</p> <p>Guide for Description:</p> <p>A = Technical Object Type Description (in English language)  B = Asset Tag (Sort Field)  C = Additional Description as provided by business (in English Language)</p> <p>Equipment Description = A+B+C</p> <p>All Letters must be in Capital letters/ Uppercase.</p> <p>Cannot have duplicate records based on corresponding language text (2 Equipment cannot have the same English language key texts)</p> <p>Ensure that it does not include any of below characters:</p> <ul style="list-style-type: none"> <li>; Semi-colon</li> <li>: Colon</li> <li>:: Double Colon</li> <li>? Question Mark</li> <li>/ Forward Slash</li> <li>@ At sign</li> <li>&amp; Ampersand</li> <li>= Equal Sign</li> <li>+ Plus Sign</li> <li>\$ Dollar Sign</li> <li>% Percent</li> <li>  Vertical Bar</li> <li>[] Left or Right Square Bracket</li> <li>" Double Quotes</li> </ul>
SPRAS _LC	Language Key_Local	<p>Conditional</p> <p>User to populate Language Key based language of the Country where the Maintenance Plant exists.</p> <p>Allowed values:</p> <ol style="list-style-type: none"> <li>1. "F" - French</li> <li>2. "1" - Mandarin/Simplified Chinese</li> <li>3. "I" - Italian</li> <li>4. "P" - Portuguese/Brazilian</li> <li>5. "D" - German</li> <li>6. "S" - Spanish</li> </ol>

EQKTX _LC	Description of Equipment (Local Language)	<p>Conditional</p> <p>Guide for Description:</p> <p>A = Technical Object Type Description (in Local Language of Plant)  B = Asset Tag (Sort Field)  C = Additional Description as provided by business (in language of the country in which each plant is located)</p> <p>Equipment Description = A+B+C</p> <p>All Letters must be in Capital letters/ Uppercase.</p> <p>Cannot have duplicate records based on corresponding language text (2 Equipment cannot have the same Local language key texts)</p> <p>Ensure that it does not include any of below characters:</p> <ul style="list-style-type: none"> <li>; Semi-colon</li> <li>: Colon</li> <li>:: Double Colon</li> <li>? Question Mark</li> <li>/ Forward Slash</li> <li>@ At sign</li> <li>&amp; Ampersand</li> <li>= Equal Sign</li> <li>+ Plus Sign</li> <li>\$ Dollar Sign</li> <li>% Percent</li> <li>  Vertical Bar</li> <li>[] Left or Right Square Bracket</li> <li>" Double Quotes</li> </ul>
zLegac yPARN R_Z1	Partner (Asset Owner)	<p>Mandatory</p> <p>Populate 'Z1' (Asset Owner) Vendor Business Partner as per below rule.</p> <p>Rule -  For Assets that are Owned by Syensqo and Maintained by Syensqo Inter Company Vendor are to be populated.</p> <p>For Assets that are rented from specific vendors or maintained by third-party service providers, external Vendors are to be populated</p>
zLegac yPARN R_Z2	Partner (Asset Maintainer)	<p>Mandatory</p> <p>Populate 'Z2' (Asset Maintainer) Vendor Business Partner as per below rule.</p> <p>Rule -  For Assets that are Owned by Syensqo and Maintained by Syensqo Inter Company Vendor are to be populated.</p> <p>For Assets that are rented from specific vendors or maintained by third-party service providers, external Vendors are to be populated</p>
zLegac yPARN R_Z3	Partner (Vendor Contact)	<p>Mandatory</p> <p>Populate 'Z3' (Vendor Contact) Contact Person Business Partner of the External Vendor.</p>
STAT_ N1	Sequential Status in User Status Profile	<p>Conditional</p> <p>Populate from allowed values:</p> <ul style="list-style-type: none"> <li>'PLAN'- Planned</li> <li>'COMM'- Commissioned</li> <li>'INSR'- In Service</li> <li>'OTSR'- Out Of Service</li> <li>'SCRIP'- Scrap</li> </ul> <p>If none is provided, it will be defaulted to 'PLAN'</p>
STAT_ X1	Non-Sequential Status in the User Status Profile - EXHZ (Extremely Hazardous)	<p>Conditional</p> <p>Populate 'EXHZ' (Extremely Hazardous) status if applicable.</p>
STAT_ X2	Non-Sequential Status in the User Status Profile - MTNA (Maintenance Not Allowed)	<p>Conditional</p> <p>Populate 'MTNA' (Maintenance Not Allowed) status if applicable.</p>

## 7. Equipment Inclusion Data Construction Rules

Data Element	Field Description	Rule
zLegacyEQUNR	Legacy Equipment Number	Mandatory Populate Legacy Equipment Number to be included for Equipment migration
zLegacyWERKS	Legacy Plant	Mandatory
COMMENT	Comment	Mandatory Populate requirement for Inclusion

## 8. Equipment Exclusion Data Construction Rules

Data Element	Field Description	Rule
zLegacyEQUNR	Legacy Equipment Number	Mandatory Populate Legacy Equipment Number to be excluded for Equipment migration
zLegacyWERKS	Legacy Plant	Mandatory
COMMENT	Comment	Mandatory Populate requirement for Exclusion

Note: List of DCTs is maintained here: [Conversion Specs Register \(DCT & Cleansing Report\)](#)

## Extraction Dependencies

Item #	Step Description	Team Responsible
Not Applicable		

## Transformation

The Target fields are mapped to the applicable Legacy field that will be its source, this is a 3-way activity involving the Business, Functional team and Data team. This identifies the transformation activity required to allow to make the data Target ready:

1. Perform value mapping and data transformation rules.
  - a. Legacy values are mapped to the to-be values (this could include a default value)
  - b. Values are transformed according to the rules defined in Advanced Data Migration and Management (ADMM)
2. Prepare target-ready data in the structure and format that is required for loading via prescribed Load Tool. This step also produces the load data ready for business to perform Pre-load Data Validation

## Transformation Run Sheet

Item #	Step Description	Team Responsible
1	Obtain DCT Sign-off from Business.	SyWay Data Team
2	In dspMigrate, select the wave – S4/HANA – Plant Maintenance	Syniti
3	Go to Process Area Launch and Process the Object – Equipment	Syniti
4	Review and Validate Error and Preload Reports	Syniti
5	Execute the transformation to prepare the target tables	Syniti
6	Validate data from pre-load and error reports	Business/Data owner

7	Generate load files	Syniti
---	---------------------	--------

# Transformation Rules

## 1. Equipment Master Transformation Rule (ECC)

Rule #	Source system	Source Table	Source Field	Source Description	Target System	Target Table	Target Field	Target Description	Transformation Logic
1	PF2, WP2	EQUI	EQUNR	Equipment Number	S/4 Hana	EQUI	EQUNR	Equipment Number	Internally Generated Number
2	-	-	-	-	S/4 Hana	EQUI	EQTYP	Equipment Category	Default to 'M'
3	PF2, WP2	EQUI	EQART	Technical Object Type	S/4 Hana	EQUI	EQART	Technical Object Type	Value Mapping: Asset_Technical Object Type Overwrite with DCT if provided (as part of enrichment)
4	PF2, WP2	EQUI	BRGEW	Weight	S/4 Hana	EQUI	BRGEW	Weight	Direct Mapping Overwrite with DCT if provided (as part of enrichment)
5	PF2, WP2	EQUI	GEWEI	Unit of Weight	S/4 Hana	EQUI	GEWEI	Unit of Weight	Direct Mapping Overwrite with DCT if provided (as part of enrichment)
6	DCT	EQUI	INVNR	Inventory No	S/4 Hana	EQUI	INVNR	Inventory No	Direct Mapping
7	-	-	-	-	S/4 Hana	EQUI	INBDT	Start-Up Date	If derived Target User Status for Equipment from Equipment User Status (STAT) Transformation Rules (ECC) is either of the below: 'COMM' (Commissioned) 'INSR' (In Service) 'OTSR' (Out of Service) 'SCR' (Scrap) then assign the date as per Value mapping : OTH_Migra tion_Date Relevant Values A2D (where Object ID "1002" and Field Name = "EQUI-INBDT"). Else leave blank
8	PF2, WP2	EQUI	ANSWT	Acquisition Value	S/4 Hana	EQUI	ANSWT	Acquisition Value	Direct Mapping Overwrite with DCT if provided (as part of enrichment)
9	PF2, WP2	EQUI	WAERS	Currency	S/4 Hana	EQUI	WAERS	Currency	Direct Mapping Overwrite with DCT if provided (as part of enrichment)
10	PF2, WP2	EQUI	HERST	Manufacturer	S/4 Hana	EQUI	HERST	Manufacturer	Direct Mapping
11	PF2, WP2	EQUI	TYPBZ	Model Number	S/4 Hana	EQUI	TYPBZ	Model Number	Direct Mapping
12	PF2, WP2	EQUI	SERGE	Manufacturer Serial Number	S/4 Hana	EQUI	SERGE	Manufacturer Serial Number	Direct Mapping
13	PF2, WP2	EQUI	HERLD	Country /Region of Manufacture	S/4 Hana	EQUI	HERLD	Country /Region of Manufacture	Direct Mapping
14	PF2, WP2	EQUI	BAUJJ	Year of construction	S/4 Hana	EQUI	BAUJJ	Year of construction	Direct Mapping
15	PF2, WP2	EQUI	BAUMM	Month of Manufacture	S/4 Hana	EQUI	BAUMM	Month of Manufacture	Direct Mapping
16	-	-	-	-	S/4 Hana	EQUZ	DATAB	Valid From Date	Assign the date as per Value mapping : OTH_Migra tion_Date Relevant Values A2D (where Object ID "1002" and Field Name = "EQUI-DATAB").
17	-	-	-	-	S/4 Hana	EQUZ	IWERK	Maintenance Planning Plant	Copy value populated for Target Maintenance Plant (SWERK)
18	PF2, WP2	EQUZ	INGRP	Planner Group	S/4 Hana	EQUZ	INGRP	Planner Group	Value mapping : Maintenance Planner Group Overwrite with DCT if provided (as part of enrichment)
19	PF2, WP2	EQUZ	GEWRK	Main work center	S/4 Hana	EQUZ	GEWRK	Main work center	Value mapping : Work Center A2D Overwrite with DCT if provided (as part of enrichment)
20	-	-	-	-	S/4 Hana	EQUZ	WERGW	Plant associated with main work center	Copy value populated for Target Maintenance Plant (SWERK)
21	DCT	EQUZ	SUBMT	Construction type	S/4 Hana	EQUZ	SUBMT	Construction type	Direct Mapping

22	-	-	-	-	S/4 Hana	ILOA	ABCKZ	ABC Indicator	Derive the Indicator based on below logic - <ul style="list-style-type: none"> <li>Aggregate values for all Characteristics assigned (in Target CABN) to the Equipment which are relevant for Asset Criticality Analysis i.e having Characteristic Group (CABN_ATKLA) with Characteristic Group Name (TCMGT_ATKLT) = 'Criticality Risk Scoring'</li> <li>Derive ABC Indicator value by applying the below categorization on the aggregated value from the last step Value &gt; 14500, then assign 'A' Value in Range 101 &lt; 14500, then assign 'B' Value in Range 0 &lt; 101, then assign 'C'</li> </ul>
23	PF2, WP2	ILOA	SWERK	Maintenance Plant	S/4 Hana	ILOA	SWERK	Maintenance Plant	Value Mapping: Plant (Maintenance Plant = Yes)
24	PF2, WP2	ILOA	BEBER	Plant Section	S/4 Hana	ILOA	BEBER	Plant Section	Value mapping : Plant Section Overwrite with DCT if provided (as part of enrichment)
25	DCT	ILOA	EQFNR	Sort Field	S/4 Hana	ILOA	EQFNR	Sort Field	Direct Mapping
26	PF2, WP2	ILOA	BUKRS	Company Code	S/4 Hana	ILOA	BUKRS	Company Code	Derive the Company code from table 'T001K' where Target Maintenance Plant( SWERK) = T001K_BWKEY
27	PF2, WP2	ILOA	KOSTL	Cost Center	S/4 Hana	ILOA	KOSTL	Cost Center	Value Mapping : Cost Center Overwrite with DCT if provided (as part of enrichment)
28	-	-	-	-	S/4 Hana	ILOA	KOKRS	Controlling Area	Default to 'CO01' (SYSQ Controlling Area)
29	PF2, WP2	ADRC	NAME1	Name 1	S/4 Hana	ADRC	NAME1	Name 1	Direct Mapping Overwrite with DCT if provided (as part of enrichment)
30	PF2, WP2	ADRC	NAME2	Name 2	S/4 Hana	ADRC	NAME2	Name 2	Direct Mapping Overwrite with DCT if provided (as part of enrichment)
31	PF2, WP2	ADRC	NAME3	Name 3	S/4 Hana	ADRC	NAME3	Name 3	Direct Mapping Overwrite with DCT if provided (as part of enrichment)
32	PF2, WP2	ADRC	NAME4	Name 4	S/4 Hana	ADRC	NAME4	Name 4	Direct Mapping Overwrite with DCT if provided (as part of enrichment)
33	PF2, WP2	ADRC	COUNTRY	Country /Region Key	S/4 Hana	ADRC	COUNTRY	Country /Region Key	Derive Country/ Region from Table T001W where Target Maintenance Plant( SWERK) = T001K_BWKEY

## 2. Equipment Master Transformation Rule (DCT)

Rule #	Source system	Source Table	Source Field	Source Description	Target System	Target Table	Target Field	Target Description	Transformation Logic
1	DCT	-	zLegacyEQ UNR	Legacy Id	S/4 Hana	EQUI	EQUNR	Equipment Number	Direct Mapping
2	-	-	EQTYP	Equipment Category	S/4 Hana	EQUI	EQTYP	Equipment Category	Default to 'M'
3	DCT	EQUI	EQART	Technical Object Type	S/4 Hana	EQUI	EQART	Technical Object Type	Direct Mapping
4	DCT	EQUI	BRGEW	Weight	S/4 Hana	EQUI	BRGEW	Weight	Direct Mapping
5	DCT	EQUI	GEWEI	Unit of Weight	S/4 Hana	EQUI	GEWEI	Unit of Weight	Direct Mapping
6	DCT	EQUI	INVNR	Inventory No	S/4 Hana	EQUI	INVNR	Inventory No	Direct Mapping
7	-	-	-	-	S/4 Hana	EQUI	INBDT	Start-Up Date	If derived Target User Status for Equipment from Equipment User Status (STAT) Transformation Rules (ECC) is either of the below: 'COMM' (Commissioned) 'INSR' (In Service) 'OTSR' (Out of Service) 'SCR' (Scrap) then assign the date as per Value mapping : OTH_Migration_Date Relevant Values A2D (where Object ID "1002" and Field Name = "EQUI-INBDT").  Else leave blank
8	DCT	EQUI	ANSWT	Acquisition Value	S/4 Hana	EQUI	ANSWT	Acquisition Value	Direct Mapping
9	DCT	EQUI	WAERS	Currency	S/4 Hana	EQUI	WAERS	Currency	Direct Mapping
10	DCT	EQUI	HERST	Manufacturer	S/4 Hana	EQUI	HERST	Manufacturer	Direct Mapping
11	DCT	EQUI	TYPBZ	Model Number	S/4 Hana	EQUI	TYPBZ	Model Number	Direct Mapping

12	DCT	EQUI	SERGE	Manufacturer Serial Number	S/4 Hana	EQUI	SERGE	Manufacturer Serial Number	Direct Mapping
13	DCT	EQUI	HERLD	Country /Region of Manufacture	S/4 Hana	EQUI	HERLD	Country /Region of Manufacture	Direct Mapping
14	DCT	EQUI	BAUJJ	Year of construction	S/4 Hana	EQUI	BAUJJ	Year of construction	Direct Mapping
15	DCT	EQUI	BAUMM	Month of Manufacture	S/4 Hana	EQUI	BAUMM	Month of Manufacture	Direct Mapping
16	-	-	-	-	S/4 Hana	EQUZ	DATAB	Valid From Date	Assign the date as per Value mapping : OTH_Migration_Date Relevant Values A2D (where Object ID "1002" and Field Name = "EQUI-DATAB").
17	-	-	-	-	S/4 Hana	EQUZ	IWERK	Maintenance Planning Plant	Copy value populated for Target Maintenance Plant (SWERK)
18	DCT	EQUZ	INGRP	Planner Group	S/4 Hana	EQUZ	INGRP	Planner Group	Direct Mapping
19	DCT	EQUZ	GEWRK	Main work center	S/4 Hana	EQUZ	GEWRK	Main work center	Direct Mapping
20	-	-	-	-	S/4 Hana	EQUZ	WERGW	Plant associated with main work center	Copy value populated for Target Maintenance Plant (SWERK)
21	DCT	EQUZ	SUBMT	Construction type	S/4 Hana	EQUZ	SUBMT	Construction type	Direct Mapping
22	-	-	-	-	S/4 Hana	ILOA	ABCKZ	ABC Indicator	Derive the Indicator based on below logic -  <ul style="list-style-type: none"> <li>Aggregate values for all Characteristics assigned (in Target CABN) to the Equipment which are relevant for Asset Criticality Analysis i.e. having Characteristic Group (CABN_ATKLA) with Characteristic Group Name (TCMGT_ATKLT) = 'Criticality Risk Scoring'</li> <li>Derive ABC Indicator value by applying the below categorization on the aggregated value from the last step Value &gt; 14500, then assign 'A' Value in Range 101 &lt; 14500, then assign 'B' Value in Range 0 &lt; 101, then assign 'C'</li> </ul>
23	DCT	ILOA	SWERK	Maintenance Plant	S/4 Hana	ILOA	SWERK	Maintenance Plant	Direct Mapping
24	-	-	-	-	S/4 Hana	ILOA	BEBER	Plant Section	Copy the Plant Section value assigned to the Target Superordinate Equipment (HEQUI) if populated else copy the Plant Section value assigned to the populated Target Functional Location (TPLNR)
25	DCT	ILOA	EQFNR	Sort Field	S/4 Hana	ILOA	EQFNR	Sort Field	Direct Mapping
26	-	-	-	-	S/4 Hana	ILOA	BUKRS	Company Code	Derive the Company code from table 'T001K' where Target Maintenance Plant( SWERK) = T001K_BWKEY
27	DCT	ILOA	zLegacyKOSTL	Cost Center	S/4 Hana	ILOA	KOSTL	Cost Center	Value mapping : Cost Center
28	-	-	-	-	S/4 Hana	ILOA	KOKRS	Controlling Area	Default to 'CO01' (SYSQ Controlling Area)
29	DCT	ADRC	NAME1	Name 1	S/4 Hana	ADRC	NAME1	Name 1	Direct Mapping
30	DCT	ADRC	NAME2	Name 2	S/4 Hana	ADRC	NAME2	Name 2	Direct Mapping
31	DCT	ADRC	NAME3	Name 3	S/4 Hana	ADRC	NAME3	Name 3	Direct Mapping
32	DCT	ADRC	NAME4	Name 4	S/4 Hana	ADRC	NAME4	Name 4	Direct Mapping
33	DCT	ADRC	COUNTRY	Country /Region Key	S/4 Hana	ADRC	COUNTRY	Country /Region Key	Derive Country/ Region from Table T001W where Target Maintenance Plant( SWERK) = T001K_BWKEY

### 3. Equipment Short Text Transformation Rule (ECC)

Rule #	Source system	Source Table	Source Field	Source Description	Target System	Target Table	Target Field	Target Description	Transformation Logic
1	PF2, WP2	EQKT	EQUNR	Equipment Number	S/4 Hana	EQUI	EQUNR	Equipment Number	Key to link to the Equipment Master
2	PF2, WP2	EQKT	SPRAS	Language Key	S/4 Hana	EQKT	SPRAS	Language Key	Direct Mapping  Overwrite with DCT if provided (as part of enrichment) as below  <ul style="list-style-type: none"> <li>If Description of Equipment (English) is populated in DCT, then SPRAS = 'E'.</li> <li>If Description of Equipment (Local Language of Plant) is populated in DCT, then SPRAS = Language Key (Local Language of Plant)</li> </ul>

3	PF2, WP2	EQKT	EQKTX	Description of Equipment	S/4 Hana	EQKT	EQKTX	Description of Equipment	Direct Mapping Convert to Upper Case Overwrite with DCT if provided (as part of enrichment)
---	----------	------	-------	--------------------------	----------	------	-------	--------------------------	---

#### 4. Equipment Short Text Transformation Rule (DCT)

Rule #	Source system	Source Table	Source Field	Source Description	Target System	Target Table	Target Field	Target Description	Transformation Logic
1	DCT	-	zLegacyEQU NR	Legacy Id	S/4 Hana	EQKT	EQUNR	Equipment Number	Key to link to the Equipment Master
2	-	-	-	-	S/4 Hana	EQKT	SPRAS	Language Key	Default to 'E'
3	DCT	EQKT	EQKTX_EN	Description of Equipment (English)	S/4 Hana	EQKT	EQKTX	Description of Equipment	Direct Mapping Convert to Upper Case

#### UNION

Rule #	Source system	Source Table	Source Field	Source Description	Target System	Target Table	Target Field	Target Description	Transformation Logic
1	DCT	-	zLegacyEQ UNR	Legacy Id	S/4 Hana	EQKT	EQUNR	Equipment Number	Key to link to the Equipment Master
2	DCT	EQKT	SPRAS_LC	Language Key (Local Language of Plant)	S/4 Hana	EQKT	SPRAS	Language Key	Direct Mapping
3	DCT	EQKT	EQKTX_LC	Description of Equipment (Local Language of Plant)	S/4 Hana	EQKT	EQKTX	Description of Equipment	Direct Mapping Convert to Upper Case

#### 5. Equipment Installation Transformation Rule

Rule #	Source system	Source Table	Source Field	Source Description	Target System	Target Table	Target Field	Target Description	Transformation Logic
1	PF2, WP2, DCT	EQUI	EQUNR	Equipment Number	S/4 Hana	EQUI	EQUNR	Equipment Number	Value Mapping: Equipment
2	PF2, WP2, DCT	EQUZ	HEQUI	Superordinate Equipment	S/4 Hana	EQUZ	HEQUI	Superordinate Equipment	Value Mapping: Equipment
3	PF2, WP2, DCT	ILOA	TPLNR	Functional Location	S/4 Hana	ILOA	TPLNR	Functional Location	Direct Mapping
4	-	-	-	-	S/4 Hana	DATA_INSTALL	INST_DATE	Installation Date	Default Current System Date
5	-	-	-	-	S/4 Hana	DATA_INSTALL	INST_TIME	Installation Time	Default Current System Time
6	-	-	-	-	S/4 Hana	INHERITANCE_FL AGS	STORT	-	Default 'E'
7	-	-	-	-	S/4 Hana	INHERITANCE_FL AGS	MSGRP	-	Default 'E'
8	-	-	-	-	S/4 Hana	INHERITANCE_FL AGS	BEBER	-	Default 'E'
9	-	-	-	-	S/4 Hana	INHERITANCE_FL AGS	PPSID	-	Default 'E'
10	-	-	-	-	S/4 Hana	INHERITANCE_FL AGS	ABCKZ	-	Default 'E'
11	-	-	-	-	S/4 Hana	INHERITANCE_FL AGS	EQFNR	-	Default 'E'
12	-	-	-	-	S/4 Hana	INHERITANCE_FL AGS	GSBER	-	Default 'E'
13	-	-	-	-	S/4 Hana	INHERITANCE_FL AGS	KOSTL	-	Default 'E'
14	-	-	-	-	S/4 Hana	INHERITANCE_FL AGS	PROID	-	Default 'E'
15	-	-	-	-	S/4 Hana	INHERITANCE_FL AGS	DAUFN	-	Default 'E'
16	-	-	-	-	S/4 Hana	INHERITANCE_FL AGS	AUFNR	-	Default 'E'
17	-	-	-	-	S/4 Hana	INHERITANCE_FL AGS	IWERK	-	Default 'E'

18	-	-	-	-	S/4 Hana	INHERITANCE_FL AGS	INGRP	-	Default 'E'
19	-	-	-	-	S/4 Hana	INHERITANCE_FL AGS	GEWRK	-	Default 'E'
20	-	-	-	-	S/4 Hana	INHERITANCE_FL AGS	RBNR	-	Default 'E'
21	-	-	-	-	S/4 Hana	INHERITANCE_FL AGS	VKORG	-	Default 'E'
22	-	-	-	-	S/4 Hana	INHERITANCE_FL AGS	VTWEG	-	Default 'E'
23	-	-	-	-	S/4 Hana	INHERITANCE_FL AGS	SPART	-	Default 'E'
24	-	-	-	-	S/4 Hana	INHERITANCE_FL AGS	ADRNR	-	Default 'E'
25	-	-	-	-	S/4 Hana	INHERITANCE_FL AGS	VKBUR	-	Default 'E'
26	-	-	-	-	S/4 Hana	INHERITANCE_FL AGS	VKGRP	-	Default 'E'

Note - Equipment Installation Target is based on BAPI\_EQUI\_INSTALL structure

## 6. Equipment Classification Transformation Rule (ECC)

Rule #	Source system	Source Table	Source Field	Source Description	Target System	Target Table	Target Field	Target Description	Transformation Logic
1	PF2, WP2	EQUI	EQUNR	Equipment Number	S/4 Hana	EQUI	EQUNR	Equipment Number	Value Mapping: Equipment
2	-	-	-	-	S/4 Hana	KSSK	KLART	Class Type	Default to '002'
3	-	-	-	-	S/4 Hana	INOB	OBTAB	Name of Database Table for Object	Default to 'EQUI'
4	-	-	-	-	S/4 Hana	KSSK	CLASS	Class Name	Default below Classes - <ul style="list-style-type: none"> <li>■ 'EAM_9999' (General Class)</li> <li>■ EAM_&lt;TOT&gt; (Tech Object EQART assigned to Equipment)</li> </ul> For e.x if EQUART = '01_01_001', then assign 'EAM_01_01_001' as the Class.
5	PF2, WP2	CABN	ATNAM	Characteristic Name	S/4 Hana	AUSP	ATNAM	Characteristic Name	Derive the Target Value as below:  Step1- Use Value mapping: Characteristic A2D (Staging) to get the Staging Characteristic;  Step2 - Use Value mapping: Characteristic A2D to get the Target Characteristic
6	PF2, WP2	AUSP	POSNR	Item Number	S/4 Hana	AUSP	POSNR	Item Number	Direct Mapping
7	PF2, WP2	AUSP	ATFLV	Numerical Value - From	S/4 Hana	AUSP	ATFLV	Numerical Value - From (Floating Point)	Convert existing Legacy value to Float
8	PF2, WP2	AUSP	ATFLB	Numerical Value - To	S/4 Hana	AUSP	ATFLB	Numerical Value - To (Floating Point)	Convert existing Legacy value to Float
9	PF2, WP2	AUSP	ATFLV	Date Interval - From	S/4 Hana	AUSP	DATE_FR OM	Lower Boundary for Date - Interval	Convert existing Legacy value to Float
10	PF2, WP2	AUSP	ATFLB	Date Interval - To	S/4 Hana	AUSP	DATE_TO	Upper Boundary for Date - Interval	Convert existing Legacy value to Float
11	PF2, WP2	AUSP	ATFLV	Time Interval - From	S/4 Hana	AUSP	TIME_FR OM	Lower Boundary for Time - Interval	Convert existing Legacy value to Float
12	PF2, WP2	AUSP	ATFLB	Time Interval - To	S/4 Hana	AUSP	TIME_TO	Upper Boundary for Time - Interval	Convert existing Legacy value to Float
13	PF2, WP2	AUSP	ATFLV	Currency Value - From	S/4 Hana	AUSP	ATFLV	Currency Value - From (Floating Point)	Convert existing Legacy value to Float
14	PF2, WP2	AUSP	ATFLB	Currency Value - To	S/4 Hana	AUSP	ATFLB	Currency Value - To (Floating Point)	Convert existing Legacy value to Float
15	PF2, WP2	AUSP	ATWRT	Characteristic Value	S/4 Hana	AUSP	ATWRT	Characteristic Value	Direct Mapping

## 7. Equipment Classification Transformation Rule (DCT)

Only get the records where Characteristics with Data Type = CHAR

Rule #	Source system	Source Table	Source Field	Source Description	Target System	Target Table	Target Field	Target Description	Transformation Logic
1	DCT	-	zLegacyEQU NR	Legacy Id	S/4 Hana	EQUI	EQUNR	Equipment Number	Value Mapping: Equipment
2	-	-	-	-	S/4 Hana	KSSK	KLART	Class Type	Default to '002'
3	-	-	-	-	S/4 Hana	KSSK	OBTAB	Name of Database Table for Object	Default to 'EQUI'
4	DCT	KSSK	CLASS	Class Name	S/4 Hana	KSSK	CLASS	Class Name	Direct Mapping
5	DCT	AUSP	ATNAM	Characteristic Name	S/4 Hana	AUSP	ATNAM	Characteristic Name	Direct Mapping
6	DCT	AUSP	ATWRT	Characteristic Value	S/4 Hana	CAWN	ATWRT	Characteristic Value	Direct Mapping
7	DCT	AUSP	POSNR	Item Number	S/4 Hana	AUSP	POSNR	Item Number	Direct Mapping

Only get the records where Characteristics with Data Type = CURR

Rule #	Source system	Source Table	Source Field	Source Description	Target System	Target Table	Target Field	Target Description	Transformation Logic
1	DCT	-	zLegacyEQ UNR	Legacy Id	S/4 Hana	EQUI	EQUNR	Equipment Number	Value Mapping: Equipment
2	-	-	-	-	S/4 Hana	KSSK	KLART	Class Type	Default to '002'
3	-	-	-	-	S/4 Hana	KSSK	OBTAB	Name of Database Table for Object	Default to 'EQUI'
4	DCT	KSSK	CLASS	Class Name	S/4 Hana	KSSK	CLASS	Class Name	Direct Mapping
5	DCT	AUSP	ATNAM	Characteristic Name	S/4 Hana	AUSP	ATNAM	Characteristic Name	Direct Mapping
6	DCT	AUSP	ATWRT	Characteristic Value	S/4 Hana	CAWN	ATFLV	Characteristic Value (From)	If range: values concatenated using " - ", derive the value before " - ".  Otherwise, direct mapping.
7	DCT	AUSP	ATWRT	Characteristic Value	S/4 Hana	CAWN	ATFLB	Characteristic Value (To)	If range: values concatenated using " - ", derive the value after " - ".  Otherwise, direct mapping.
8	DCT	AUSP	CURRENCY	Currency Key	S/4 Hana	AUSP	CURRENCY	Currency Key	Derive from Currency Key of the Characteristics
9	DCT	AUSP	POSNR	Item Number	S/4 Hana	AUSP	POSNR	Item Number	Direct Mapping

Only get the records where Characteristics with Data Type = DATE

Rule #	Source system	Source Table	Source Field	Source Description	Target System	Target Table	Target Field	Target Description	Transformation Logic
1	DCT	-	zLegacyEQ UNR	Legacy Id	S/4 Hana	EQUI	EQUNR	Equipment Number	Value Mapping: Equipment
2	-	-	-	-	S/4 Hana	KSSK	KLART	Class Type	Default to '002'
3	-	-	-	-	S/4 Hana	KSSK	OBTAB	Name of Database Table for Object	Default to 'EQUI'
4	DCT	KSSK	CLASS	Class Name	S/4 Hana	KSSK	CLASS	Class Name	Direct Mapping
5	DCT	AUSP	ATNAM	Characteristic Name	S/4 Hana	AUSP	ATNAM	Characteristic Name	Direct Mapping
6	DCT	AUSP	ATWRT	Characteristic Value	S/4 Hana	CAWN	DATE_FR OM	Characteristic Value (From)	If range: values concatenated using " - ", derive the value before " - ".  Otherwise, direct mapping.
7	DCT	AUSP	ATWRT	Characteristic Value	S/4 Hana	CAWN	DATE_TO	Characteristic Value (To)	If range: values concatenated using " - ", derive the value after " - ".  Otherwise, direct mapping.
8	DCT	AUSP	POSNR	Item Number	S/4 Hana	AUSP	POSNR	Item Number	Direct Mapping

Only get the records where Characteristics with Data Type = NUM

Rule #	Source system	Source Table	Source Field	Source Description	Target System	Target Table	Target Field	Target Description	Transformation Logic
1	DCT	-	zLegacyEQ UNR	Legacy Id	S/4 Hana	EQUI	EQUNR	Equipment Number	Value Mapping: Equipment
2	-	-	-	-	S/4 Hana	KSSK	KLART	Class Type	Default to '002'
3	-	-	-	-	S/4 Hana	KSSK	OBTAB	Name of Database Table for Object	Default to 'EQUI'

4	DCT	KSSK	CLASS	Class Name	S/4 Hana	KSSK	CLASS	Class Name	Direct Mapping
5	DCT	AUSP	ATNAM	Characteristic Name	S/4 Hana	AUSP	ATNAM	Characteristic Name	Direct Mapping
6	DCT	AUSP	ATWRT	Characteristic Value	S/4 Hana	CAWN	ATFLV	Characteristic Value (From)	If range: values concatenated using " - ", derive the value before " - ".  Otherwise, direct mapping.
7	DCT	AUSP	ATWRT	Characteristic Value	S/4 Hana	CAWN	ATFLB	Characteristic Value (To)	If range: values concatenated using " - ", derive the value after " - ".  Otherwise, leave blank.
8	DCT	AUSP	POSNR	Item Number	S/4 Hana	AUSP	POSNR	Item Number	Direct Mapping

Only get the records where Characteristics with Data Type = TIME

Rule #	Source system	Source Table	Source Field	Source Description	Target System	Target Table	Target Field	Target Description	Transformation Logic
1	DCT	-	zLegacyEQUNR	Legacy Id	S/4 Hana	EQUI	EQUNR	Equipment Number	Value Mapping: Equipment
2	-	-	-	-	S/4 Hana	KSSK	KLART	Class Type	Default to '002'
3	-	-	-	-	S/4 Hana	KSSK	OBTAB	Name of Database Table for Object	Default to 'EQUI'
4	DCT	KSSK	CLASS	Class Name	S/4 Hana	KSSK	CLASS	Class Name	Direct Mapping
5	DCT	AUSP	ATNAM	Characteristic Name	S/4 Hana	AUSP	ATNAM	Characteristic Name	Direct Mapping
6	DCT	AUSP	ATWRT	Characteristic Value	S/4 Hana	CAWN	TIME_FROM	Characteristic Value (From)	If range: values concatenated using " - ", derive the value before " - ".  Otherwise, direct mapping.
7	DCT	AUSP	ATWRT	Characteristic Value	S/4 Hana	CAWN	TIME_TO	Characteristic Value (To)	If range: values concatenated using " - ", derive the value after " - ".  Otherwise, direct mapping.
8	DCT	AUSP	POSNR	Item Number	S/4 Hana	AUSP	POSNR	Item Number	Direct Mapping

### 8. Equipment Partner Transformation Rule (DCT)

Rule #	Source system	Source Table	Source Field	Source Description	Target System	Target Table	Target Field	Target Description	Transformation Logic
1	DCT	-	zLegacyEQUNR	Legacy Id	S/4 Hana	EQUI	EQUNR	Equipment Number	Key to link to the Equipment Master
2	-	-	-	-	S/4 Hana	IHPA	OBTYP	Object Type	Default to 'IEQ'
3	-	-	-	-	S/4 Hana	IHPA	PARVW	Partner Function	Default to 'Z1' (Asset Owner)
4	DCT	IHPA	zLegacyPARNR_Z1	Partner (Asset Owner)	S/4 Hana	IHPA	PARNR	Partner	Value mapping : Vendor Number

UNION

Rule #	Source system	Source Table	Source Field	Source Description	Target System	Target Table	Target Field	Target Description	Transformation Logic
1	DCT	-	zLegacyEQUNR	Legacy Id	S/4 Hana	EQUI	EQUNR	Equipment Number	Key to link to the Equipment Master
2	-	-	-	-	S/4 Hana	IHPA	OBTYP	Object Type	Default to 'IEQ'
3	-	-	-	-	S/4 Hana	IHPA	PARVW	Partner Function	Default to 'Z2' (Asset Maintainer)
4	DCT	IHPA	zLegacyPARNR_Z2	Partner (Asset Maintainer)	S/4 Hana	IHPA	PARNR	Partner	Value mapping : Vendor Number

UNION

Rule #	Source system	Source Table	Source Field	Source Description	Target System	Target Table	Target Field	Target Description	Transformation Logic
1	DCT	-	zLegacyEQUNR	Legacy Id	S/4 Hana	EQUI	EQUNR	Equipment Number	Key to link to the Equipment Master
2	-	-	-	-	S/4 Hana	IHPA	OBTYP	Object Type	Default to 'IEQ'
3	-	-	-	-	S/4 Hana	IHPA	PARVW	Partner Function	Default to 'Z3' (Vendor Contact)

4	DCT	IHPA	zLegacyPARN R_Z2	Partner (Vendor Contact)	S/4 Hana	IHPA	PARNR	Partner	Value mapping : Contact Person
---	-----	------	---------------------	-----------------------------	----------	------	-------	---------	-----------------------------------

### 9. Equipment User Status Transformation Rules (ECC)

Rule #	Source system	Source Table	Source Field	Source Description	Target System	Target Table	Target Field	Target Description	Transformation Logic
1	PF2, WP2	EQUI	EQUNR	Equipment Number	S/4 Hana	EQUI	EQUNR	Equipment Number	Value Mapping: Equipment
2	-	-	-	-	S/4 Hana	JSTO	STSMA	Status profile of the Equipment	Default to 'ZEAMEQ01'
3	PF2, WP2	JEST	STAT	Status Number in User Status List	S/4 Hana	JEST	STAT	Status Number in User Status List	Value Mapping : User Status Equipment  Overwrite with DCT if provided (as part of enrichment)

Note: Filter on TJ30T for Status Profiles with ESTAT starting with E\*.

### 10. Equipment User Status Transformation Rules (DCT)

Rule #	Source system	Source Table	Source Field	Source Description	Target System	Target Table	Target Field	Target Description	Transformation Logic
1	DCT	-	zLegacyEQ UNR	Legacy Id	S/4 Hana	EQUI	EQUNR	Equipment Number	Value Mapping: Equipment
2	-	-	-	-	S/4 Hana	JSTO	STSMA	Status profile of the Equipment	Default to 'ZEAMEQ01'
3	DCT	JEST	STAT_N1	Sequential Status in the User Status Profile	S/4 Hana	JEST	STAT	Status Number in User Status List	Direct Mapping

UNION

Rule #	Source system	Source Table	Source Field	Source Description	Target System	Target Table	Target Field	Target Description	Transformation Logic
1	DCT	-	zLegacyEQ UNR	Legacy Id	S/4 Hana	EQUI	EQUNR	Equipment Number	Value Mapping: Equipment
2	-	-	-	-	S/4 Hana	JSTO	STSMA	Status profile of the Equipment	Default to 'ZEAMEQ01'
3	DCT	JEST	STAT_X1	Non-Sequential Status in the User Status Profile - EXHZ (Extremely Hazardous)	S/4 Hana	JEST	STAT	Status Number in User Status List	Direct Mapping

UNION

Rule #	Source system	Source Table	Source Field	Source Description	Target System	Target Table	Target Field	Target Description	Transformation Logic
1	DCT	-	zLegacyEQ UNR	Legacy Id	S/4 Hana	EQUI	EQUNR	Equipment Number	Value Mapping: Equipment
2	-	-	-	-	S/4 Hana	JSTO	STSMA	Status profile of the Equipment	Default to 'ZEAMEQ01'
3	DCT	JEST	STAT_X2	Non-Sequential Status in the User Status Profile - MTNA (Maintenance Not Allowed)	S/4 Hana	JEST	STAT	Status Number in User Status List	Direct Mapping

### 11. Equipment Long Text Header (ECC)

Rule #	Source system	Source Table	Source Field	Source Description	Target System	Target Table	Target Field	Target Description	Transformation Logic
1	-	-	-	-	S/4 Hana	STXH	TDOBJECT	Texts: application object	Default to 'EQUI'
2	PF2, WP2	EQUI	EQUNR	Equipment Number	S/4 Hana	STXH	TDNAME	Name	Concatenate '00000000' + Target Equipment Number derived from Value Mapping: Equipment
3	-	-	-	-	S/4 Hana	STXH	TDID	Text ID	Default to 'LTXT'
4	PF2, WP2	STXH	TDSPRAS	Language Key	S/4 Hana	STXH	TDSPRAS	Language Key	Direct Mapping

Note: Only the records marked as Cleansed in Inclusion-EQ Long Text will be migrated

## 12. Equipment Long Text Header (DCT)

Rule #	Source system	Source Table	Source Field	Source Description	Target System	Target Table	Target Field	Target Description	Transformation Logic
1	-	-	-	-	S/4 Hana	STXH	TDOBJECT	Texts: application object	Default to 'EQUI'
2	DCT	-	zLegacyEQ UNR	Legacy Id	S/4 Hana	STXH	TDNAME	Name	Concatenate '000000000' + Target Equipment Number derived from Value Mapping: Equipment
3	-	-	-	-	S/4 Hana	STXH	TDID	Text ID	Default to 'LTXT'
4	DCT	STXH	TDSPRAS	Language Key	S/4 Hana	STXH	TDSPRAS	Language Key	Default to 'E'

UNION

Rule #	Source system	Source Table	Source Field	Source Description	Target System	Target Table	Target Field	Target Description	Transformation Logic
1	-	-	-	-	S/4 Hana	STXH	TDOBJECT	Texts: application object	Default to 'EQUI'
2	DCT	-	zLegacyEQ UNR	Legacy Id	S/4 Hana	STXH	TDNAME	Name	Concatenate '000000000' + Target Equipment Number derived from Value Mapping: Equipment
3	-	-	-	-	S/4 Hana	STXH	TDID	Text ID	Default to 'LTXT'
4	DCT	STXH	TDSPRAS_ LC	Language Key	S/4 Hana	STXH	TDSPRAS	Language Key	Direct Mapping

## 13. Equipment Long Text Line (ECC)

Rule #	Source system	Source Table	Source Field	Source Description	Target System	Target Table	Target Field	Target Description	Transformation Logic
1	-	-	-	-	S/4 Hana	STXL	TDOBJECT	Texts: application object	Default to 'EQUI'
2	PF2, WP2	EQUI	EQU NR	Equipment Number	S/4 Hana	STXH	TDNAME	Name	Concatenate '000000000' + Target Equipment Number derived from Value Mapping: Equipment
3	-	-	-	-	S/4 Hana	STXL	TDID	Text ID	Default to 'LTXT'
5	PF2, WP2	STXH	TDSPRAS	Language Key	S/4 Hana	STXL	TDSPRAS	Language Key	Direct Mapping
6	-	-	-	-	S/4 Hana	STXL	TDFORMAT	Tag column	Default to ''''
7	PF2, WP2	STXL	TDLINE	Text Line	S/4 Hana	STXL	TDLINE	Text Line	Direct Mapping Convert to Upper Case

Note: Only the records marked as Cleansed in Inclusion-EQ Long Text will be migrated

## 14. Equipment Long Text Line (DCT)

Rule #	Source system	Source Table	Source Field	Source Description	Target System	Target Table	Target Field	Target Description	Transformation Logic
1	-	-	-	-	S/4 Hana	STXH	TDOBJECT	Texts: application object	Default to 'EQUI'
2	DCT	-	zLegacyEQ UNR	Legacy Id	S/4 Hana	STXH	TDNAME	Name	Concatenate '000000000' + Target Equipment Number derived from Value Mapping: Equipment
3	-	-	-	-	S/4 Hana	STXH	TDID	Text ID	Default to 'LTXT'
5	DCT	STXH	TDSPRAS	Language Key	S/4 Hana	STXH	TDSPRAS	Language Key	Default to 'E'
6	-	-	-	-	S/4 Hana	STXL	TDFORMAT	Tag column	Default to ''''
7	DCT	STXL	TDLINE_EN	Text Line	S/4 Hana	STXL	TDLINE	Text Line	Direct Mapping Convert to Upper Case

UNION

Rule #	Source system	Source Table	Source Field	Source Description	Target System	Target Table	Target Field	Target Description	Transformation Logic
--------	---------------	--------------	--------------	--------------------	---------------	--------------	--------------	--------------------	----------------------

1	-	-	-	-	S/4 Hana	STXH	TDOBJECT	Texts: application object	Default to 'EQUI'
2	DCT	-	zLegacyEQ UNR	Legacy Id	S/4 Hana	STXH	TDNAME	Name	Concatenate '000000000' + Target Equipment Number derived from Value Mapping: Equipment
3	-	-	-	-	S/4 Hana	STXH	TDID	Text ID	Default to 'LTXT'
5	DCT	STXH	TDSPRAS_ LC	Language Key	S/4 Hana	STXH	TDSPRAS	Language Key	Direct Mapping
6	-	-	-	-	S/4 Hana	STXL	TDFORMAT	Tag column	Default to ""
7	DCT	STXL	TDLINE_LC	Text Line	S/4 Hana	STXL	TDLINE	Text Line	Direct Mapping

List of Custom Target Reports for this object is maintained here: [Conversion Specification - Custom Reports Register](#).

## Transformation Mapping

Mapping Table Name	Mapping Table Description
OTH_Migration_Date Relevant Values A2D	Dates to be defaulted for A2D objects for each Migration Cycle
Assembly and Construction Type	Mapping of legacy Assembly/ Construction Type to new Assembly/ Construction Type
Characteristic A2D (Staging)	Old to Staging Characteristic A2D
Characteristic A2D	Old to New Characteristic A2D
Class A2D	Old to New Class A2D
Contact Person	Old to New Contact Person
Cost Centre	Old to New Cost Center
Equipment (Staging)	Legacy to Staging Equipment
Equipment	Legacy/Staging to New Equipment
Functional Location	List of relevant Asset Functional Locations slated for migration, including the Target Technical Object. This will also be used for Old to New Functional Location Mapping
Maintenance Planner Group	Old to New Planner Group
Plant	Old Plant to New Plant
Plant Section	Old to new Plant Section
User Status Equipment	Old to New Equipment User Status
Vendor Number	LIFNR: Old Vendor Code to New Vendor Code
Work Centre A2D	Old to new Work Centre A2D

List of Transformation Mappings with additional details is maintained here: [Transformation Mappings](#)

## Transformation Dependencies

List the steps that need to occur before transformation can commence

Item #	Step Description	Team Responsible
1	Ensure DCT tables completeness	SyWay Data Team
2	Ensure all Transformation mappings are up to date	SyWay Data Team

## Pre-Load Validation

### Project Team

## Completeness

Task	Action
Verify Record Count	SyWay A2D Data Team to verify that the total number of relevant records from the source systems and/or the DCT is equal to the total number of records in the Preload and Load Sheets.

## Accuracy

Task	Action
Conversion Accuracy	SyWay A2D Data Team to verify that all fields below meet pass the checks: <ol style="list-style-type: none"> <li>1. Mandatory Fields</li> <li>2. Field and Value Mapping Correctness</li> <li>3. Null Checks</li> <li>4. Text Length Checks</li> </ol>
Review Error Reports	Review and correct the errors. Achieve a zero-error record count as much as possible. Raise defects for data remediated and requiring a correction in the source data.

## Business

### Completeness

Task	Action
Verify Record Count	Business Data Owner/s to verify that the total number of relevant records from the Source Extract and DCT is equal to the total number of records in the Preload and Load Sheets.

### Accuracy

Task	Action
Conversion Accuracy	Business Data Owner/s to verify that all the data in the load table/file is accurate as per endorsed transformation/mapping rules (and signed-off Source Extract & DCT data).

## Load

The load process includes:

1. Execute the automated data load into target system using load tool or product the load file if the load must be done manually
2. Once the data is loaded to the target system, it will be extracted and prepared for Post Load Data Validation

## Load Run Sheet

Item #	Step Description	Team Responsible
1	Ensure Pre-load sign-offs are obtained.	SyWay Data team
2	Go to the load tool and select the correct load Program.	SyWay Data team
3	Proceed with Data load.	SyWay Data team
4	Validate few records loaded by accessing standard transactions.	SyWay Data team
5	Generate the post load reports in the tool.	SyWay Data team
6	Log errors as defects, if any and address resolutions. Close defects.	SyWay Data team

7	Resolve defects by re-upload and re-generate post load reports if necessary.	SyWay Data team
8	Business to validate the post load files as part of post-load validation, raise data defects or provide the post-load sign-off.	Business
9	Repeat steps 5 to 7 if necessary.	SyWay Data team

## Load Phase and Dependencies

Pre-Cutover : 1002 Equipment

Pre-Cutover : 1002a Equipment Installation

Pre-Cutover : 1002b Equipment Classification

Pre-Cutover : 1002c Equipment User Status

Pre-Cutover : 1002d Equipment Long Text

Pre-Cutover : 1002e Equipment Partner Assignment

*Note: A separate load program may need to be created for 1002b, 1002c, 1002d, 1002e. If these become a risk to the actual cutover and need to be removed from the critical path. This will be evaluated post Mock 1*

## Configuration

Item #	Configuration Item
1	T370T - Equipment Category
2	T370K - Object Type
3	TCURC - Currency
4	T005 - Country of manufacturer
5	T001W - Maintenance Plant
6	T357 - Plant Section
7	T370C - ABC indicator
8	T399I - Planning Plant
9	T024I - Planner Group
10	TPAR - Business Partner: Functions
11	T002 - Language Keys

## Conversion Objects

Object #	Preceding Object Conversion Approach
1003	Functional Location
1006	Work Centre
1074	Cost Center
1010	PM Assembly/ Construction Types
1015	Characteristics
1009	Class
3018	Business Partner - FI Vendor (FLVN00)
2019	Materials - Basic Data View
2020	Materials - Purchasing View

3011	Contact Person
------	----------------

## Error Handling

Error Type	Error Description	Action Taken
Configuration	Invalid Equipment category	Engage Functional team to expedite and fix the error in the system
Configuration	Invalid Object Type	Engage Functional team to expedite and fix the error in the system
Configuration	Invalid Currency	Engage Functional team to expedite and fix the error in the system
Configuration	Invalid Country of Manufacturer	Engage Functional team to expedite and fix the error in the system
Configuration	Invalid Maintenance Plant	Engage Functional team to expedite and fix the error in the system
Configuration	Invalid Plant Section	Engage Functional team to expedite and fix the error in the system
Configuration	Invalid ABC indicator	Engage Functional team to expedite and fix the error in the system
Configuration	Invalid Planning Plant	Engage Functional team to expedite and fix the error in the system
Configuration	Invalid Planner Group	Engage Functional team to expedite and fix the error in the system
Configuration	Invalid Partner Function	Engage Functional team to expedite and fix the error in the system
Configuration	Invalid Language Key	Engage Functional team to expedite and fix the error in the system
Invalid Data	Invalid Superordinate Equipment	Expedite whether the master data is changed in the system
Invalid Data	Invalid Functional Location	Expedite whether the master data is changed in the system
Invalid Data	Invalid Work Centre	Expedite whether the master data is changed in the system
Invalid Data	Invalid Cost Center	Expedite whether the master data is changed in the system
Invalid Data	Invalid Construction Type	Expedite whether the master data is changed in the system
Invalid Data	Invalid Class	Expedite whether the master data is changed in the system
Invalid Data	Invalid Characteristics	Expedite whether the master data is changed in the system
Invalid Data	Invalid Vendor Business Partner	Expedite whether the master data is changed in the system
Invalid Data	Invalid Material Number in Inventory Number Field	Expedite whether the master data is changed in the system

## Post-Load Validation

### Project Team

### Completeness

Task	Action
Verify Count	SyWay A2D Data team to verify the record count created in target S/4 HANA by accessing post load reports in ADMM or standard reports from S/4 HANA.
Verify Logs	Check if there is data that failed to load and perform the necessary actions (e.g. register as post load issue, or attempt to load the record again, etc.).

### Accuracy

Task	Action
Conversion Accuracy	Verify that the Equipment data in target S/4 HANA were loaded correctly via ADMM post load reports or standard reports from S/4 HANA.

## Business

### Completeness

Task	Action
Verify Count	Download Post Load Reports from ADMM and verify that the record count loaded in the target S/4 HANA is the same count as of the endorsed load file.

### Accuracy

Task	Action
Conversion Accuracy	Verify that the Equipment data in target S/4 HANA were loaded correctly via ADMM post load reports or standard reports from S/4 HANA.

## Key Assumptions

- Master Data Standard is up to date as on the date of documenting this conversion approach and data load.
- Data cleansing has met the required percentage threshold for the specified mock cycle and all preparation activities have been completed.
- Data entries in DCT are target-ready data unless a specific transformation rule is stated for that field in the transformation rules
- Equipment can't exist stand alone and should always be installed under a Superior Equipment or a Functional Location.
- Material record shall be created for Specific Critical capital spares along with a Fixed Asset record. Equipment related to these critical spares shall be assigned with the material record created as the Inventory Number (INVNR). Sequentially, the Fixed Asset will be updated with the specific Equipment record.
- Equipment having serial no. populated in legacy are spares and are not be migrated as in the Syensqo target design spares will be identified by Material Masters only.
- Any Functional Location relevant for Asset Integration shall be migrated as Equipment and flagged in the Functional Location Mapping.
- For Object being split into multiple Equipment, all data including Master, Classification, Partner, Long Text to be managed using DCT. Split Object to be maintained in the EXC-Equipment exclusion list.
- For Objects being consolidated into one Equipment, the master will be transformed and the slave objects will be maintained in the EXC-Equipment exclusion list.
- Below is the criteria for Critical Materials to be populated as the Inventory Number. Business will be populate the data based on the information provided by functional team.
  - The material must have a cost greater than 15,000 and a useful life exceeding one year.
  - The material type should be either 'UNBW' or 'NLAG'.
  - The "Critical Part" checkbox must be selected in the Purchasing view of the Material Master.

## See also

## Change log

Version	Published	Changed By	Comment
<b>CURRENT (v. 166)</b>	<b>Apr 22, 2026 15:51</b>	<b>PUN-ext, Eddy</b>	
v. 165	Apr 22, 2026 14:24	PUN-ext, Eddy	
v. 164	Apr 22, 2026 14:11	PUN-ext, Eddy	
v. 163	Apr 22, 2026 14:09	PUN-ext, Eddy	
v. 162	Apr 22, 2026 14:07	PUN-ext, Eddy	
v. 161	Apr 22, 2026 14:05	PUN-ext, Eddy	
v. 160	Apr 22, 2026 13:48	PUN-ext, Eddy	
v. 159	Apr 22, 2026 13:43	PUN-ext, Eddy	CR0446
v. 158	Apr 22, 2026 13:22	PUN-ext, Eddy	

[Go to Page History](#)

## Workflow history

Title	Last Updated By	Updated	State	Status
CNV-1002 Equipment	PUN-ext, Eddy	Apr 22, 2026 15:51	Lead Approval	

## Workflow history

This view shows the 5 most recent entries. The complete workflow log is available from the 'Document Activity' menu item.

From Mar 10, 2026 to Apr 22, 2026	Actor	Type	Activity	Version
Approved	PUN-ext, Eddy and JOSHI-ext, Aditya	Edit	multiple updates from PUN-ext, Eddy and JOSHI-ext, Aditya	
Feb 09, 2026	TAN-ext, Charmaine	State	changed state to <b>Approved</b> at 10:13 am (State override) <i>[PMO Comments] Conversion Spec completed as per CS register and functional review completed</i>	v135
Lead Approval	TAN-ext, Charmaine	State	gave <i>Minor change</i> approval at 10:13 am <i>[PMO Comments] Conversion Spec completed as per CS register and functional review completed</i>	
Feb 02, 2026	MOUSSA-ext, Eva	State	changed expiry date to '09 Feb, 2026 10:50 am' at 10:50 am	
	MOUSSA-ext, Eva	State	changed state to <b>Lead Approval</b> at 10:50 am	v135
Edited following Tech Review	MOUSSA-ext, Eva	State	gave <i>Minor change</i> approval at 10:50 am <i>v. 135 approved with Minor Change</i>	