

CNV-1206 Safety Certificate Template

Status	Approved
Owner	TEE-ext, Paul
Stakeholders	ERGUIZA-ext, Pinky Love PUN-ext, Eddy JOSHI-ext, Aditya VILARES, ines LEIGHTON-ext, Dean HEARD-ext, Kevin MOUSSA-ext, Eva STEFANESCU-ext, Aurelia

Purpose

The purpose of this document is to define the conversion approach to create Safety Certificate Template in S/4 HANA.

To enhance the level of safety, an additional safety component - Safety Certificate - can be assigned to work permit. A safety certificate represents the formal safety document that contains the safety protocols for effectively managing the risks associated with certain equipment and sites.

SAP Safety Certificate Templates are standardized forms used in SAP S/4HANA to manage workplace safety requirements. They allow planners to define safety precautions, link certificates to work permits, and ensure compliance with plant safety regulations. Templates streamline certificate creation by providing reusable structures tailored to specific activities or plants.

Conversion Scope

The scope of this document covers the approach for creating Safety Certificate Template into S/4HANA following the Safety Certificate Template Master Data Design Standard.

All Data for Safety Certificate Template are fully constructed in the DCT.

The data from legacy system includes:

1. Not applicable

The data from legacy system excludes:

1. Not applicable

Note: There are no tables to extract from the source systems

List of source systems and approximate number of records

Source	Scope	Source Approx No. of Records	Target System	Target Approx No. of Records
DCT	All Safety Certificate Template data will be fully constructed, as it does not currently exist in the source systems and represents a new design in the to-be Syensqo landscape.	400	S/4 HANA	400

Additional Information

Multi-language Requirement

Safety Certificate Template does not have multi language support. Safety Certificate Template text will be migrated using EN logon.

Document Management

Not Applicable

Legal Requirement

Not Applicable

Special Requirements

Not Applicable

Target Design

The technical design of the target for this conversion approach.

1. Safety Certificate Template

Table	Field	Data Element	Field Description	Data Type	Length	Requirement
ISFTYCERTTMPL	SAFETYCERTIFICATE	SAFETYCERTIFICATE	Number	CHAR	12	Mandatory
ISFTYCERTTMPL	SFTYCERTDESC	WCSTXT	Description	CHAR	40	Mandatory
ISFTYCERTTMPL	MAINTENANCEPLANNINGPLANT	IWERK	Maintenance Planning Plant	CHAR	4	Mandatory
ISFTYCERTTMPL	SAFETYCERTIFICATEATYPE	WCEUSAGE	Safety Certificate Template type	CHAR	3	Mandatory
ISFTYCERTTMPL	SFTYCERTVALIDFRMDATE	WCEDATEFR	Valid From	DATS	8	Mandatory
ISFTYCERTTMPL	SFTYCERTVALIDFRMTIME	WCETIMEFR	Valid-From Time	TIMS	6	Mandatory
ISFTYCERTTMPL	SFTYCERTVALIDTODATE	WCEDATETO	Valid to	DATS	8	Mandatory
ISFTYCERTTMPL	SFTYCERTVALIDTOTIME	WCETIMETO	Valid-To Time	TIMS	6	Mandatory
ISFTYCERTTMPL	WORKCENTER	PPH_ARBPL	Main Work Center	CHAR	8	Mandatory
ISFTYCERTTMPL	WORKCENTERPLANT	WERKS_D	Main Work Center Plant	CHAR	4	Mandatory

2. Safety Precautions

Table	Field	Data Element	Field Description	Data Type	Length	Requirement
ISFTYCERTTMPL	SAFETYCERTIFICATE	SAFETYCERTIFICATE	Number	CHAR	12	Mandatory
ISFTYCERTPRC	SFTYCERTSAFETYPRECAUTIONGROUP	PTWESFTYRQMTGRP	Safety Requirement Group	CHAR	3	Mandatory
ISFTYCERTPRC	SFTYCERTSAFETYPRECAUTION	PTWESFTYRQMT	Safety Requirement	CHAR	3	Mandatory

3. Approvals

Table	Field	Data Element	Field Description	Data Type	Length	Requirement
ISFTYCERTTMPL	SAFETYCERTIFICATE	SAFETYCERTIFICATE	Number	CHAR	12	Mandatory
ISFCMAPPROVAL	SAFETYCERTIFICATEAPPROVALCODE	PMSOG	Approval type	CHAR	10	Mandatory
ISFCMAPPROVAL	SFTYCERTIFICATEAPPROVALSTATUS	PTWEWORKPERMITAPPROVALSTATUS	Approval status	CHAR	1	Mandatory

Safety Certificate Template Data strictly adheres to the Master Data Standard. The complete information of the key fields that hold the Safety Certificate Template information follows the Master Data Standard document that is located [here](#).

Data Cleansing

Safety Certificate Template does not exist in the legacy system. Therefore, data cleansing is not applicable.

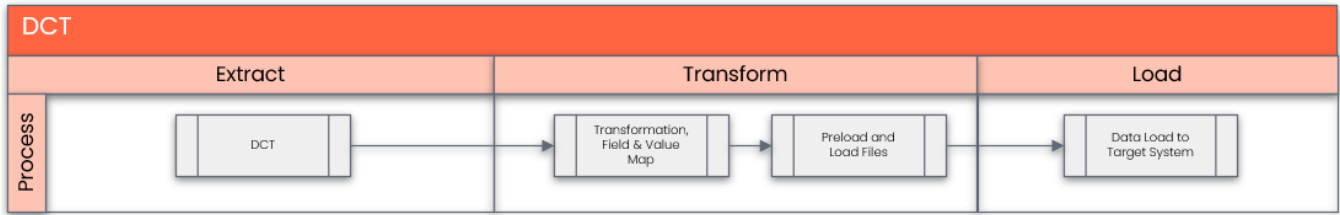
Data for the Safety Certificate Template will be captured directly in the Data Collection Template (DCT) and any required refinement will be carried out during the data construction activity.

ID	Criticality	Error Message/Report Description	Rule	Output	Source System
		Not Applicable			

Note: List of Cleansing is maintained here: [Conversion Specs Register \(DCT & Cleansing Report\)](#)

Conversion Process

The high-level process is represented by the diagram below:



Collection will be done manually in the Data Collection Template for the following scenarios:

- For all A2D In-scope Planning Plants.

Data Privacy and Sensitivity

Not Applicable

Extraction

Data extraction is not applicable, as no corresponding data exists in the legacy system.

Extraction Run Sheet

Req #	Requirement Description	Team Responsible
	Not Applicable	

Selection Screen

Selection Ref Screen	Parameter Name	Selection Type	Requirement	Value to be entered/set
	Not Applicable			

Data Collection Template (DCT)

Target Ready Data Collection Template will be created for Safety Certificate Template data with exception of some fields which require transformation as mentioned in the transformation rule.

Note: All rules specified below should be documented as a **tooltip** in the DC Page.

Format:

- **Line 1:** Mandatory / Conditional
- **Line 2:** Remaining text

1. Safety Certificate Template DCT Rules

Field Name	Field Description	Rule
zSAFETYCERTIFICATE	Number	Mandatory. Staging identifier used to uniquely define a Safety Certificate Template.

SFTYCE RTDESC	Description	<p>Mandatory.</p> <p>Format: AAA-NNN</p> <ul style="list-style-type: none"> • AAA - Safety certificate • NNN - running number • All Letters must be Uppercase • There should be no duplicate descriptions within the same plant. <p><i>Example: CON-001, CON-002, etc.</i></p> <p><i>Note:</i></p> <p><i>Template will start with three letters, which will be a prefix for the type of safety certificate (e.g. CON for Confined Space, HOT for hot work, etc). This is followed by a running number. The prefix for the description must be aligned with the safety certificate template type setup in the configuration, e.g. the description of a confined space certificate can only be created for a confined space certificate template type.</i></p>
MAINTENANCE PLANNING PLANT	Maintenance Planning Plant	<p>Mandatory.</p> <p>Allowed values: List from Value Mapping - Plant where Maintenance Plant = Yes</p>
SAFETY CERTIFICATE TYPE	Safety Certificate Template type	<p>Mandatory.</p> <p>Must be a valid Safety Certificate Template Type (ISFTYCERTTMTPLTYP).</p>
SFTYCE RTVALID DATE	Valid From	<p>Mandatory.</p> <ul style="list-style-type: none"> • Start date of validity of template • Must be current date or future date. No date in past • Must be in DDMMYYYY format <p><i>Note: During mocks and at go-live, "Current Date" should be treated as the "go-live" date. If a past date is provided, this will be set to the "go-live" date.</i></p>
SFTYCE RTVALID TIME	Valid-From Time	<p>Mandatory.</p> <ul style="list-style-type: none"> • Start time of validity of template • Must be in HHMMSS format • If the user does not provide a value, this will be set to 000000.
SFTYCE RTVALID DATE	Valid To	<p>Mandatory.</p> <ul style="list-style-type: none"> • End date of validity of template • Must be a date in future and later than the Valid From date. • Must be in DDMMYYYY format <p><i>Note: Referring to the note in Valid From, if a past date is provided, this will be set to the "go-live" date plus the difference between the originally provided Valid To date and Valid From date.</i></p>
SFTYCE RTVALID TIME	Valid-To Time	<p>Mandatory.</p> <ul style="list-style-type: none"> • End time of validity of template • Must be in HHMMSS format • If the user does not provide a value, this will be set to 235959.
WORK CENTER	Main Work Centre	<p>Mandatory.</p> <ul style="list-style-type: none"> • Responsible work center for template • Should exist in Work Centre DCT

2. Safety Precautions DCT Rules

Field Name	Field Description	Rule
zSAFETYCERTIFICATE	Number	<p>Mandatory.</p> <p>Staging identifier used to uniquely define a Safety Certificate Template.</p>
SFTYCERTSAFETYPRECAUTIONGROUP	Safety Requirement Group	<p>Mandatory.</p> <p>Must be a valid Safety Requirement Group (VPTWSFTCERTASGMT)</p>

SFTYCERTSAFETYPRECAUTION	Safety Requirement	Mandatory. Must be a valid Safety Requirement (VPTWSFTCERTASGMT)
--------------------------	--------------------	---

Note: Multiple Safety Precautions may be assigned to each Safety Certificate Template

3. Approvals DCT Rules

Field Name	Field Description	Rule
zSAFETYCERTIFICATE	Number	Mandatory. Staging identifier used to uniquely define a Safety Certificate Template.
SAFETYCERTIFICATEAPPROVALCODE	Approval type	Mandatory. Must be a valid value as per Safety Certificate type (T357G)

Note: Multiple Approvals may be assigned to each Safety Certificate Template

Note: List of DCTs is maintained here: [Conversion Specs Register \(DCT & Cleansing Report\)](#)

Extraction Dependencies

Item #	Step Description	Team Responsible
	Not Applicable	

Transformation

The Target fields are mapped to the applicable Legacy field that will be its source, this is a 3-way activity involving the Business, Functional team and Data team. This identifies the transformation activity required to allow ADMM to make the data Target ready:

1. Perform value mapping and data transformation rules.
 - a. Legacy values are mapped to the to-be values (this could include a default value)
 - b. Values are transformed according to the rules defined in Advanced Data Migration and Management (ADMM)
2. Prepare target-ready data in the structure and format that is required for loading via prescribed Load Tool. This step also produces the load data ready for business to perform Pre-load Data Validation

Transformation Run Sheet

Item #	Step Description	Team Responsible
1	Obtain DCT Sign-off from Business.	SyWay Data Team
2	In dspMigrate, select the wave –R3 S4/HANA – Plant Maintenance	Syniti
3	Go to Process Area Launch and Process the Object – Safety Certificate Template	Syniti
4	Review and Validate Error and Preload Reports	Syniti
5	Execute the transformation to prepare the target tables	Syniti
6	Validate data from pre-load and error reports	Business/Data owner
7	Generate load files	SyWay Data Team

Transformation Rules

1. General information

Rule #	Source system	Source Table	Source Field	Source Description	Target System	Target Table	Target Field	Target Description	Transformation Logic
1	-	-	-	-	S/4 HANA	ISFTYCER TTMPL	SAFETYC ERTIFICA TE	Number	System Generated <i>Note: To be created using the Custom Load Program. Leave this field blank in the Preload file</i>

2	DCT	ISFTYCER TTMPL	SFTYCER DESC	Description	S/4 HANA	ISFTYCER TTMPL	SFTYCER TDESC	Description	Direct Mapping
3	DCT	ISFTYCER TTMPL	MAINTENA NCEPLAN NINGPLANT	Maintenance Planning Plant	S/4 HANA	ISFTYCER TTMPL	MAINTEN ANCEPLA NNINGPL ANT	Maintenance Planning Plant	Direct Mapping
4	DCT	ISFTYCER TTMPL	SAFETYCE RTIFICATE TYPE	Safety Certificate Template type	S/4 HANA	ISFTYCER TTMPL	SAFETYC ERTIFICA TETYPE	Safety Certificate Template type	Direct Mapping
5	DCT	ISFTYCER TTMPL	SFTYCER VALIDFRM DATE	Valid From	S/4 HANA	ISFTYCER TTMPL	SFTYCER TVALIDFR MDATE	Valid From	Direct Mapping. If the Valid From date is earlier than the value specified in Value Mapping: OTH_Migration_Date Relevant Values A2D (using Object ID "1206" and Field Name "ISFTYCERTTMPL-SFTYCERVALIDFRMDATE"), replace it with the Value from OTH_Migration_Date Relevant Values A2D .
6	DCT	ISFTYCER TTMPL	SFTYCER VALIDFRM TIME	Valid-From Time	S/4 HANA	ISFTYCER TTMPL	SFTYCER TVALIDFR MTIME	Valid-From Time	Direct Mapping. If blank, default to "000000"
7	DCT	ISFTYCER TTMPL	SFTYCER VALIDTOD ATE	Valid to		ISFTYCER TTMPL	SFTYCER TVALIDTO DATE	Valid to	Direct Mapping. If the Valid From date is earlier than the value specified in Value Mapping: OTH_Migration_Date Relevant Values A2D (using Object ID "1206" and Field Name "ISFTYCERTTMPL-SFTYCERVALIDFRMDATE"), replace it with the Value from OTH_Migration_Date Relevant Values A2D + (Valid to - Valid From)
8	DCT	ISFTYCER TTMPL	SFTYCER VALIDTOTI ME	Valid-To Time	S/4 HANA	ISFTYCER TTMPL	SFTYCER TVALIDTO TIME	Valid-To Time	Direct Mapping If blank, default to "235959"
9	DCT	ISFTYCER TTMPL	WORKCEN TER	Main Work Center	S/4 HANA	ISFTYCER TTMPL	WORKCE NTER	Main Work Center	Direct Mapping
10	DCT	ISFTYCER TTMPL	MAINTENA NCEPLAN NINGPLANT	Maintenance Planning Plant	S/4 HANA	ISFTYCER TTMPL	WORKCE NTERPLA NT	Main Work Center Plant	Direct Mapping

2. Safety Precautions

Rule #	Source system	Source Table	Source Field	Source Description	Target System	Target Table	Target Field	Target Description	Transformation Logic
1	-	-	-	-	S/4 HANA	ISFTYCER TTMPL	SAFETYCERTIFICATE	Number	System Generated
2	DCT	ISFTYCER TPRC	SFTYCERSAFETYPRE CAUTIONGROUP	Safety Requirement Group	S/4 HANA	ISFTYCER TPRC	SFTYCERSAFETYPRE CAUTIONGROUP	Safety Requirement Group	Direct Mapping
3	DCT	ISFTYCER TPRC	SFTYCERSAFETYPRE CAUTION	Safety Requirement	S/4 HANA	ISFTYCER TPRC	SFTYCERSAFETYPRE CAUTION	Safety Requirement	Direct Mapping

3. Approvals

Rule #	Source system	Source Table	Source Field	Source Description	Target System	Target Table	Target Field	Target Description	Transformation Logic
1	-	-	-	-	S/4 HANA	ISFTYCER TTMPL	SAFETYCERTIFICATE	Number	System Generated
2	DCT	ISFCMAPP ROVAL	SFTYCERTIFICATESUB OBJECTTYPE	Approval type	S/4 HANA	ISFCMAPP ROVAL	SFTYCERTIFICATESUB OBJECTTYPE	Approval type	Direct Mapping
3	DCT	ISFCMAPP ROVAL	SFTYCERTIFICATEAPP ROVALSTATUS	Approval status	S/4 HANA	ISFCMAPP ROVAL	SFTYCERTIFICATEAPP ROVALSTATUS	Approval status	Default to "A"

List of Custom Target Reports for this object is maintained here: [Conversion Specification - Custom Reports Register](#).

Transformation Mapping

Mapping Table Name	Mapping Table Description
OTH_Migration_Date Relevant Values A2D	Dates to be defaulted for A2D objects for each Migration Cycle
Plant	Old to New Plant

Transformation Dependencies

List the steps that need to occur before transformation can commence

Item #	Step Description	Team Responsible
1	Ensure DCT tables completeness	Syniti
2	Ensure all Transformation mappings are up to date.	Syniti

Pre-Load Validation

Project Team

Completeness

Task	Action
Verify Record Count	Data team to verify that the total number of relevant records from the source systems is equal to the total number of records in the Preload and Load Sheets.

Accuracy

Task	Action
Conversion Accuracy	SyWay A2D Data Team to verify that all fields below meet pass the checks: <ol style="list-style-type: none"> 1. Mandatory Fields 2. Field and Value Mapping Correctness 3. Null Checks 4. Text Length Checks
Review Error Reports	Review and correct the errors. Achieve a zero-error record count as much as possible. Raise defects for data remediated and requiring a correction in the source data.

Business

Completeness

Task	Action
Verify Record Count	Business team to verify that the total number of relevant records from the source systems is equal to the total number of records in the Preload and Load Sheets.

Accuracy

Task	Action
Conversion Accuracy	Business to verify that all the data in the load table/file is accurate as per endorsed transformation/mapping rules (and signed-off data)

Load

The load process includes:

1. Execute the automated data load into target system using load tool or product the load file if the load must be done manually
2. Once the data is loaded to the target system, it will be extracted and prepared for Post Load Data Validation

Note: A custom load program is required and is to be developed by the SyWay Development Team.

Load Run Sheet

Item #	Step Description	Team Responsible
1	Ensure Pre-load sign-offs are obtained.	SyWay Data team
2	Go to the load tool and select the correct load Program.	SyWay Data team
3	Proceed with Data load.	SyWay Data team
4	Validate few records loaded by accessing standard transactions.	SyWay Data team
5	Generate the post load reports in the tool.	SyWay Data team
6	Log errors as defects, if any and address resolutions. Close defects.	SyWay Data team
7	Resolve defects by re-upload and re-generate post load reports if necessary.	SyWay Data team
8	Business to validate the post load files as part of post-load validation, raise data defects or provide the post-load sign-off.	Business
9	Repeat steps 5 to 7 if necessary.	SyWay Data team

Load Phase and Dependencies

Pre-Cutover

Configuration

Item #	Configuration Item
1	T001W-Plants/Branches
2	ISFTYCERTTMPLTYP-Safety Certificate Template type
3	T357G-Permits
4	VPTWSFTCERTASGMT-Assign Safety Certificate

Conversion Objects

Object #	Preceding Object Conversion Approach
1006	Work Centre

Error Handling

Error Type	Error Description	Action Taken
Configuration	Invalid Plant	Engage Functional team to expedite and fix the error in the system
Configuration	Invalid Safety Certificate Template type	Engage Functional team to expedite and fix the error in the system
Configuration	Invalid Approval type	Engage Functional team to expedite and fix the error in the system
Configuration	Invalid Safety Requirement Group	Engage Functional team to expedite and fix the error in the system
Configuration	Invalid Safety Requirement	Engage Functional team to expedite and fix the error in the system
Invalid Data	Invalid or Inactive Work Centre assigned	Expedite whether the master data is changed in the system

Post-Load Validation

Project Team

Completeness

Task	Action
Verify Count	Data team to verify the record count created in target S/4 HANA by accessing post load reports in dspMigrate or standard reports from S/4 HANA.
Verify Logs	Check if there is data that failed to load and perform the necessary actions (e.g. register as post load issue, or attempt to load the record again, etc.).

Accuracy

Task	Action
Conversion Accuracy	Data team to verify that the Safety Certificate Template data in target S/4 HANA were loaded correctly via dspMigrate post load reports or standard reports from S/4 HANA.

Business

Completeness

Task	Action
Verify Count	Download Post Load Reports from dspMigrate and verify that the record count loaded in the target S/4 HANA is the same count as of the endorsed load file.

Accuracy

Task	Action
Conversion Accuracy	Verify that the Safety Certificate Template data in target S/4 HANA were loaded correctly via dspMigrate post load reports or standard reports from S/4 HANA.

Key Assumptions

- Master Data Standard is up to date as on the date of documenting this conversion approach and data load.
- Safety Certificate Template is in scope based on data design and any exception requested by business.
- Planning Plants in A2D scope are the same as Maintenance Plants in A2D scope. As per the SyWay to-be design, the Planning Plant will always correspond to the Maintenance Plant.
- A Safety Certificate Template is required where a Permit to Work Template is set up for the plants (although the Permit and Safety Certificate will not be linked)
- There must be at least one Safety Certificate Template per Planning Plant. Exceptions apply only to plants with local regulatory requirements, where no templates may be expected.

See also

Safety Certificate Template is managed using Fiori Application and the data sits within CDS views.

Since this is a new functionality, references have been included below to support the conversion process.

1. General Information

SAP | Safety Certificate Templates

Description of the Safety Certificate Template 1000007

Change Status Edit Print Application Logs

Planning Plant: The plant responsible
 Safety Certificate Template Type: Type of the Safety Certificate Template
 Processing Status: Final Approval Status

General Information Object List Safety Precautions Assigned Permit Templates Partners Approvals Comments Status Attachments

General Information

General Data	Reference Object	Responsibility	Location Data	Administrative Information
Safety Certificate Template Description: Description of the SCT Long Text: Test LTXT Validity Start: DDDMMYY, HH:MM:SS Validity End: DDDMMYY, HH:MM:SS Reference Safety Certificate Template: -	Technical Object: - Technical Object Type: -	Main Work Center: Associated Work Centre Main Work Center Plant: Plant attached to Work Centre Authorization Group: Maintenance (MAIN) Planner Group: -	Maintenance Plant: - Location: - Room: - Plant Section: -	Created On: 23.01.2026, 08:12:31 Created By: TEE01488 Changed On: - Changed By: -

2. Safety Precautions

SAP | Safety Certificate Templates

Description of the Safety Certificate Template 1000007

Change Status Edit Print Application Logs

Planning Plant: The plant responsible
 Safety Certificate Template Type: Type of the Safety Certificate Template
 Processing Status: Final Approval Status

General Information Object List Safety Precautions Assigned Permit Templates Partners Approvals Comments Status Attachments

Safety Precautions (6) Standard

Category	Description
Safety Precautions Category	Safety Precautions Description
Confined Space	Gas Test
Confined Space	Gas Test
Confined Space	Man Watch
Confined Space	Man Watch
Confined Space	Man Watch

3. Approvals

SAP | Safety Certificate Templates

Description of the Safety Certificate Template 1000007

Change Status Edit Print Application Logs

Planning Plant: The plant responsible
 Safety Certificate Template Type: Type of the Safety Certificate Template
 Processing Status: Final Approval Status

General Information Object List Safety Precautions Assigned Permit Templates Partners Approvals Comments Status Attachments

Approvals Standard

Description	Requirement	Approver Information	Status	Action
Safety Certificate Key (Approval Type)		No items available.	Approval Status	

Approvals History Standard

Approval Type	Description	Approved By	Approved On	Approval Comments	Approver Information	Revoked By	Revoke Comments	Revoked On
No items available.								

Change log







Version	Published	Changed By	Comment
CURRENT (v. 128)	Apr 02, 2026 13:43	ERGUIZA-ext, Pinky Love	

v. 127	Feb 12, 2026 16:18	TEE-ext, Paul
v. 126	Feb 12, 2026 16:18	TEE-ext, Paul
v. 125	Feb 12, 2026 16:17	TEE-ext, Paul
v. 124	Feb 12, 2026 16:16	TEE-ext, Paul
v. 123	Feb 12, 2026 16:15	TEE-ext, Paul
v. 122	Feb 12, 2026 15:52	TEE-ext, Paul
v. 121	Feb 12, 2026 15:49	TEE-ext, Paul
v. 120	Feb 12, 2026 15:47	TEE-ext, Paul
v. 119	Feb 12, 2026 15:36	TEE-ext, Paul

[Go to Page History](#)

Workflow history

This view shows the 5 most recent entries. The complete workflow log is available from the 'Document Activity' menu item.

Apr 02, 2026	Actor	Type	Activity	Version
Approved	 ERGUIZA-ext, Pinky Love	Edit	updated the page at 1:43 pm	
Mar 09, 2026				
	 TAN-ext, Charmaine	State	changed state to Approved at 11:06 am (State override) <i>[PMO Comments] Conversion Spec completed as per CS register and functional review completed</i>	v127
Lead Approval	 TAN-ext, Charmaine	State	gave <i>Minor change</i> approval at 11:06 am <i>[PMO Comments] Conversion Spec completed as per CS register and functional review completed</i>	
Feb 18, 2026				
	 MOUSSA-ext, Eva	State	changed expiry date to '25 Feb, 2026 08:44 am' at 8:44 am	
	 MOUSSA-ext, Eva	State	changed state to Lead Approval at 8:44 am	v127
Tech Review	 MOUSSA-ext, Eva	State	gave <i>Syniti Team Review</i> approval at 8:44 am v.127	