



# ERP-1529 System Interface - CEMSegment.tab interface to Maestro

<b>Status</b>	Approved
<b>Owner</b>	BROWN-ext, Kevin
<b>Stakeholders</b>	NARAHARI-ext, Bhargavi GARG-ext, Praful RAO-ext, Lakshmana
<b>Jira Request ID</b>	<div style="border: 1px solid orange; padding: 5px;">  ERP-1212 - Jira project doesn't exist or you don't have permission to view it.         </div>
<b>Jira Development ID</b>	<div style="border: 1px solid orange; padding: 5px;">  ERP-1529 - Jira project doesn't exist or you don't have permission to view it.         </div>

## High- Level Specification

<b>Implementing System</b>	Kinaxis Maestro
<b>Invoked by/Invokes</b>	<div style="border: 1px solid orange; padding: 5px;">  ERP-1516 - Jira project doesn't exist or you don't have permission to view it.         </div>
<b>Business Process Reference</b>	04.04.06.01. Data provisioning ERP to Maestro

## Functional Overview


The CEMSegment table stores the Syensqo "CEM segment" (Standard account, distributor, key account critical key account...) from SAP system.

## Scope and Objective

The scope of this interface is between Global Integration Suite and Maestro. This document includes details of the CEMSegment.tab object.

The objective is to populate the CEMSegment and it's referenced tables based on the file provided by Global Integration Suite.

## Process Flow Diagram

 draw.io

Source page access restriction: Click the link below to check if the page is accessible.

</display/ER/System+Interface++Reference+Specification+for+Maestro>

Step	Description
------	-------------

1	Global Integration Suite transfers transformed Composites / Rest of World data from S/4, and performs some formatting, and sends the data to Maestro.
3	Transferred files will be sent to Maestro's Client SFTP server. This sits outside of the Maestro firewall and is accessible by client using a user id/ password. Files are transferred from this component to the Planning Server SFTP by a Kinaxis automatic process once the trigger file has been placed (see below)
4	Files are moved to this SFTP server automatically, where they await loading into Maestro.
5	Maestro uses the configured DSM (Data Sources and Mapping) setup to load the data into the CEMSegment table, with the load initiated either manually or through a scheduled system task.
6	The Data Tables which store information in Maestro

## Assumptions

See [OnHand.tab System Interface](#) document for assumptions.

## Dependencies

See [OnHand.tab System Interface](#) document for dependencies.

## Security, Integrity and Controls

See [Application Architecture Kinaxis Maestro](#) for security requirements for SFTP/REST based authentication and security.

## Configuration Requirements

The Data Sources and Mapping for this interface should be configured once, according to the structure in the Data Structure section below.

The Data Model needs to be configured with the Syway-specific fields shown in the Data Model Custom Fields section below.

## Special Requirements

None

## Design Rationale

The base of this design has been taken from the existing Maestro implementation, as designed during the Advanced Planning System (APS) Project.

A fit-gap analysis was undertaken within Syway, and changes were identified which have been incorporated into the Syway spec as shown.

## API Use

The data object provided by either Integration Suite will be **consumed** by Maestro.

For more information see the [Data Integration Document](#).

## Data Structure

**The following Maestro fields will be populated by the file provided by Integration Suite:**

Column Number	Field Name	Technical Field Name	Data Type	Key	Field Type	Autocreate	Description
1	Id	Id	String	Y	ExtractField		A value that uniquely identifies the CEMSegment
2	Description	Description	String	N	ExtractField		CEMSegment Description

## File Formats

See *File Formats - SFTP* section in the [Data Integration Document](#).

## Data Model CEMSegment table settings:

Allow Data update to:			Currency	
Insert, Modify and Delete records	Insert and Modify records only	Allow automatic record creation	Determined by Maestro	Expression
Y	-	Y	Y	-

## Data Model CEMSegment custom fields:

There are no additional custom fields in this table. See section [Data Structure](#) above.

## Processing Logic

See *Processing Logic - SFTP* section in the [Data Integration Document](#).

## Delta or Full Load Requirements

The preference is to do a full load.

For more information on the difference between Full and Delta loads, see the *Full Loads and Delta Loads - SFTP* section in the [Data Integration Document](#).

## Interface Alert & Monitoring

See the *Interface Alert & Monitoring - SFTP* section in the [Data Integration Document](#),

## Language Requirements

None

## User Interface Requirements

Not required.

## Sequencing

N/A

## Volumetrics

Current APS Volume of CEMSegment records is 15. Because APS makes up approximately 60% of Syway projected records, an expected estimate for Syway is therefore 24.

This value is expected to grow by 1-2% per year.

## Performance Consideration

N/A

## Error Handling

See [Interface Alert & Monitoring](#) section.

# Testing

## How to Test

See [OnHand.tab System Interface](#) document for information on how to test.

There are no CEMSegment-specific testing requirements.

## Test Conditions and Expected Results

There are no CEMSegment-specific test conditions.

## Test Considerations/Dependencies

Dependent files should already be loaded into Maestro for these tests to complete. See [Sequencing](#) section above.

## Other Information

## Development Details

### Package

Package Name	Parent Package

### Other Development Objects

Object Type	Object Name	Purpose/High Level Logic	Design Rationale Reference

## Appendix

### See also

**File**   **Modified**

No files shared here yet.

## Change log

Version	Published	Changed By	Comment
<b>CURRENT (v. 10)</b>	<b>Apr 02, 2026 14:26</b>	<b>KAVLEKAR-ext, Nihaal</b>	
v. 9	Mar 31, 2026 11:42	KAVLEKAR-ext, Nihaal	Updated the Process flow table
v. 8	Feb 19, 2026 08:00	GARG-ext, Praful	
v. 7	Feb 06, 2026 07:46	KAVLEKAR-ext, Nihaal	

v. 6	Feb 06, 2026 07:42	<a href="#">KAVLEKAR-ext, Nihaal</a>
v. 5	Feb 06, 2026 07:39	<a href="#">KAVLEKAR-ext, Nihaal</a>
v. 4	Feb 05, 2026 07:22	<a href="#">KAVLEKAR-ext, Nihaal</a>
v. 3	Feb 04, 2026 08:45	<a href="#">KAVLEKAR-ext, Nihaal</a>
v. 2	Feb 04, 2026 08:12	<a href="#">KAVLEKAR-ext, Nihaal</a>
v. 1	Feb 04, 2026 07:52	<a href="#">KAVLEKAR-ext, Nihaal</a>

## Workflow history

This view shows the 5 most recent entries. The complete workflow log is available from the 'Document Activity' menu item.

Apr 24, 2026	Actor	Type	Activity	Version
Approved	 <a href="#">NARAHARI-ext, Bhargavi</a>	State	changed state to <span style="color: green;">Approved</span> at 6:28 pm	v10
Lead Approval	 <a href="#">NARAHARI-ext, Bhargavi</a>	State	gave <i>POD Lead Review</i> approval at 6:28 pm	
Apr 07, 2026				
	 <a href="#">JAIN-ext, Dhiraj</a>	State	changed expiry date to '14 Apr, 2026 08:43 am' at 8:43 am	
		State	changed state to <span style="color: blue;">Lead Approval</span> at 8:43 am	v10
Tech Review	 <a href="#">JAIN-ext, Dhiraj</a>	State	gave <i>Tech Review</i> approval at 8:43 am	
From Feb 19, 2026 to Apr 02, 2026				
	<a href="#">GARG-ext, Praful</a> and <a href="#">KAVLEKAR-ext, Nihaal</a>	Edit	multiple updates from  <a href="#">GARG-ext, Praful</a> and  <a href="#">KAVLEKA R-ext, Nihaal</a>	