



# ERP-1528 System Interface - AccountManager.tab interface to Maestro

<b>Status</b>	Approved
<b>Owner</b>	BROWN-ext, Kevin
<b>Stakeholders</b>	NARAHARI-ext, Bhargavi GARG-ext, Praful RAO-ext, Lakshmana
<b>Jira Request ID</b>	<div style="border: 1px solid orange; padding: 5px;">  ERP-1212 - Jira project doesn't exist or you don't have permission to view it.         </div>
<b>Jira Development ID</b>	<div style="border: 1px solid orange; padding: 5px;">  ERP-1528 - Jira project doesn't exist or you don't have permission to view it.         </div>

## High- Level Specification

<b>Implementing System</b>	Kinaxis Maestro
<b>Invoked by/Invokes</b>	<div style="border: 1px solid orange; padding: 5px;">  ERP-1515 - Jira project doesn't exist or you don't have permission to view it.         </div>
<b>Business Process Reference</b>	04.04.06.01. Data provisioning ERP to Maestro

## Functional Overview


The Account Manager table stores the Syensqo account manager information from SAP system and is assigned at Customer level in SAP system.

## Scope and Objective

The scope of this interface is between Global Integration Suite and Maestro. This document includes details of the AccountManager.tab object.

The objective is to populate the Account manager and it's referenced tables based on the file provided by Global Integration Suite.

## Process Flow Diagram

 draw.io

Source page access restriction: Click the link below to check if the page is accessible.

[/display/ER/System+Interface++Reference+Specification+for+Maestro](#)

Step	Description
------	-------------

1	Global Integration Suite transfers transformed Composites / Rest of World data from S/4, and performs some formatting, and sends the data to Maestro.
3	Transferred files will be sent to Maestro's Client SFTP server. This sits outside of the Maestro firewall and is accessible by client using a user id/ password. Files are transferred from this component to the Planning Server SFTP by a Kinaxis automatic process once the trigger file has been placed (see below)
4	Files are moved to this SFTP server automatically, where they await loading into Maestro.
5	Maestro uses the configured DSM (Data Sources and Mapping) setup to load the data into the AccountManager table, with the load initiated either manually or through a scheduled system task.
6	The Data Tables which store information in Maestro

## Assumptions

See [OnHand.tab System Interface](#) document for assumptions.

## Dependencies

See [OnHand.tab System Interface](#) document for dependencies.

## Security, Integrity and Controls

See [Application Architecture Kinaxis Maestro](#) for security requirements for SFTP/REST based authentication and security.

## Configuration Requirements

The Data Sources and Mapping for this interface should be configured once, according to the structure in the Data Structure section below.

The Data Model needs to be configured with the Syway-specific fields shown in the Data Model Custom Fields section below.

## Special Requirements

None

## Design Rationale

The base of this design has been taken from the existing Maestro implementation, as designed during the Advanced Planning System (APS) Project.

A fit-gap analysis was undertaken within Syway, and changes were identified which have been incorporated into the Syway spec as shown.

## API Use

The data object provided by either Integration Suite will be **consumed** by Maestro.

For more information see the [Data Integration Document](#).

## Data Structure

**The following Maestro fields will be populated by the file provided by Integration Suite:**

Column Number	Field Name	Technical Field Name	Data Type	Key	Field Type	Autocreate	Description
1	Id	Id	String	Y	ExtractField		Account Manager ID from SAP
2	Name	Name	String	N	ExtractField		Account Manager Name from SAP
3	Email	Email	String	N	ExtractField		Email ID field for responsibility definition

## File Formats

See *File Formats - SFTP* section in the [Data Integration Document](#).

## Data Model AccountManager table settings:

Allow Data update to:			Currency	
Insert, Modify and Delete records	Insert and Modify records only	Allow automatic record creation	Determined by Maestro	Expression
-	Y	Y	Y	-

## Data Model AccountManager custom fields:

Field name	Description	Data type	Key
Id	Account Manager ID from SAP	String	Y
Email	Email ID field for responsibility definition	String	N
Name	Account Manager Name from SAP	String	N
RRId	RapidResponse User Id	String	N
GBU	GBU <b>Referenced table: GBU</b>	Reference	N

## Processing Logic

See *Processing Logic - SFTP* section in the [Data Integration Document](#).

## Delta or Full Load Requirements

The preference is to do a partial load.

For more information on the difference between Full and Delta loads, see the *Full Loads and Delta Loads - SFTP* section in the [Data Integration Document](#).

## Interface Alert & Monitoring

See the *Interface Alert & Monitoring - SFTP* section in the [Data Integration Document](#),

## Language Requirements

None

## User Interface Requirements

Not required.

## Sequencing

Reference tables to support AccountManager table data have to be either loaded manually before loading theAccountManager table or at the same time as theAccountManager table is loaded or set to be created automatically in data model or in DSM.

Below tables need to be taken into account before Account manager table data load:

Table	SyWay configuration
GBU	Set to allow automatic record creation

## Volumetrics

Current APS Volume of Account manager records is 123,612. Because APS makes up approximately 60% of Syway projected records, an expected estimate for Syway is therefore 197,779

This value is expected to grow by 1-2% per year.

## Performance Consideration

N/A

## Error Handling

See [Interface Alert & Monitoring](#) section.

## Testing

### How to Test

See [OnHand.tab System Interface](#) document for information on how to test.

There are no AccountManager-specific testing requirements.

### Test Conditions and Expected Results

There are no AccountManager-specific test conditions.

### Test Considerations/Dependencies

Dependent files should already be loaded into Maestro for these tests to complete. See [Sequencing](#) section above.

## Other Information

## Development Details

### Package

Package Name	Parent Package

### Other Development Objects

Object Type	Object Name	Purpose/High Level Logic	Design Rationale Reference

## Appendix

### See also

**File**   **Modified**

No files shared here yet.

## Change log

Version	Published	Changed By	Comment
<b>CURRENT (v. 6)</b>	<b>Apr 02, 2026 14:25</b>	<b>KAVLEKAR-ext, Nihaal</b>	Updated the Delta or Full load Requirement section
v. 5	Mar 31, 2026 10:57	<b>KAVLEKAR-ext, Nihaal</b>	Updated the Delta / Full load section and Process flow table
v. 4	Feb 26, 2026 21:02	<b>GARG-ext, Praful</b>	
v. 3	Feb 06, 2026 07:38	<b>KAVLEKAR-ext, Nihaal</b>	
v. 2	Feb 04, 2026 08:47	<b>KAVLEKAR-ext, Nihaal</b>	
v. 1	Feb 04, 2026 07:38	<b>KAVLEKAR-ext, Nihaal</b>	

## Workflow history

This view shows the 5 most recent entries. The complete workflow log is available from the 'Document Activity' menu item.

Apr 10, 2026	Actor	Type	Activity	Version
Approved	 NARAHARI-ext, Bhargavi	State	changed state to <b>Approved</b> at 6:10 pm	v6
Lead Approval	 NARAHARI-ext, Bhargavi	State	gave <i>POD Lead Review</i> approval at 6:10 pm	
Apr 09, 2026				
	 JAIN-ext, Dhiraj	State	changed expiry date to '16 Apr, 2026 06:03 am' at 6:03 am	
		State	changed state to <b>Lead Approval</b> at 6:03 am	v6
Tech Review	 JAIN-ext, Dhiraj	State	unassigned  MCARTHUR-ext, Richard from approval <i>Tech Review</i> at 6:03 am	
Apr 07, 2026				
	 JAIN-ext, Dhiraj	State	gave <i>Tech Review</i> approval at 8:42 am	