



ERP-1535 System Interface - CustomerShipTo.tab interface to Maestro

Status	Approved
Owner	BROWN-ext, Kevin
Stakeholders	NARAHARI-ext, Bhargavi GARG-ext, Praful
Jira Request ID	<div style="border: 1px solid orange; padding: 5px;">  ERP-1212 - Jira project doesn't exist or you don't have permission to view it. </div>
Jira Development ID	<div style="border: 1px solid orange; padding: 5px;">  ERP-1535 - Jira project doesn't exist or you don't have permission to view it. </div>

High- Level Specification

Implementing System	Kinaxis Maestro
Invoked by/Invokes	<div style="border: 1px solid orange; padding: 5px;">  ERP-1522 - Jira project doesn't exist or you don't have permission to view it. </div>
Business Process Reference	04.04.06.01. Data provisioning ERP to Maestro

Functional Overview


This table stores information for Customer Ship-to as part of the Customer Hierarchy.

Scope and Objective

The scope of this interface is between Global Integration Suite and Maestro. This document includes details of the CustomerShipTo.tab object.

The objective is to populate the CustomerShipTo and it's referenced tables based on the file provided by Global Integration Suite.

Process Flow Diagram

 draw.io

Source page access restriction: Click the link below to check if the page is accessible.

</display/ER/System+Interface++Reference+Specification+for+Maestro>

Step	Description
------	-------------

1	Global Integration Suite transfers transformed Composites / Rest of World data from S/4, and performs some formatting, and sends the data to Maestro.
3	Transferred files will be sent to Maestro's Client SFTP server. This sits outside of the Maestro firewall and is accessible by client using a user id/ password. Files are transferred from this component to the Planning Server SFTP by a Kinaxis automatic process once the trigger file has been placed (see below)
4	Files are moved to this SFTP server automatically, where they await loading into Maestro.
5	Maestro uses the configured DSM (Data Sources and Mapping) setup to load the data into the CustomerShipTo table, with the load initiated either manually or through a scheduled system task.
6	The Data Tables which store information in Maestro

Assumptions

- Data will only come from Global Integration Suite into the Global Data Source, set up in Maestro.

Dependencies

See [OnHand.tab System Interface](#) document for dependencies.

Security, Integrity and Controls

See [Application Architecture Kinaxis Maestro](#) for security requirements for SFTP/REST based authentication and security.

Configuration Requirements

The Data Sources and Mapping for this interface should be configured once, according to the structure in the Data Structure section below.

The Data Model needs to be configured with the Syway-specific fields shown in the Data Model Custom Fields section below.

Special Requirements

None

Design Rationale

The base of this design has been taken from the existing Maestro implementation, as designed during the Advanced Planning System (APS) Project.

A fit-gap analysis was undertaken within Syway, and changes were identified which have been incorporated into the Syway spec as shown.

API Use

The data object provided by either Integration Suite will be **consumed** by Maestro.

For more information see the [Data Integration Document](#).

Data Structure

The following Maestro fields will be populated by the file provided by Integration Suite:

Column Number	Field Name	Technical Field Name	Data Type	Key	Field Type	Autocreate	Description
1	Id	Id	String	Y	ExtractField		CustomerShipTo id
2	Name	Name	String	N	ExtractField		CustomerShipTo Name

File Formats

See *File Formats - SFTP* section in the [Data Integration Document](#).

Data Model CustomerShipTo table settings:

Allow Data update to:			Currency	
Insert, Modify and Delete records	Insert and Modify records only	Allow automatic record creation	Determined by Maestro	Expression
-	Y	Y	Y	-

Data Model CustomerShipTo custom fields:

There are no additional custom fields in this table. See section [Data Structure](#) above.

Processing Logic

See *Processing Logic - SFTP* section in the [Data Integration Document](#).

Delta or Full Load Requirements

The preference is to do a full load.

For more information on the difference between Full and Delta loads, see the *Full Loads and Delta Loads - SFTP* section in the [Data Integration Document](#).

Interface Alert & Monitoring

See the *Interface Alert & Monitoring - SFTP* section in the [Data Integration Document](#),

Language Requirements

None

User Interface Requirements

Not required.

Sequencing

N/A

Volumetrics

Current APS Volume of CustomerShipTo records is 12297. Because APS makes up approximately 60% of Syway projected records, an expected estimate for Syway is therefore 19675

This value is expected to grow by 1-2% per year.

Performance Consideration

N/A

Error Handling

See [Interface Alert & Monitoring](#) section.

Testing

How to Test

See [OnHand.tab System Interface](#) document for information on how to test.

There are no CustomerShipTo-specific testing requirements.

Test Conditions and Expected Results

There are no CustomerShipTo-specific test conditions.

Test Considerations/Dependencies

Dependent files should already be loaded into Maestro for these tests to complete. See [Sequencing](#) section above.

Other Information

Development Details

Package

Package Name	Parent Package

Other Development Objects

Object Type	Object Name	Purpose/High Level Logic	Design Rationale Reference

Appendix

See also

File **Modified**

No files shared here yet.





Change log

Version	Published	Changed By	Comment
CURRENT (v. 7)	Apr 02, 2026 14:29	KAVLEKAR-ext, Nihaal	Updated the Delta or Full load Requirement section
v. 6	Mar 19, 2026 14:26	KAVLEKAR-ext, Nihaal	
v. 5	Mar 12, 2026 11:04	KAVLEKAR-ext, Nihaal	
v. 4	Feb 06, 2026 10:22	KAVLEKAR-ext, Nihaal	

v. 3	Feb 06, 2026 07:55	KAVLEKAR-ext, Nihaal
v. 2	Feb 06, 2026 07:54	KAVLEKAR-ext, Nihaal
v. 1	Feb 05, 2026 15:10	KAVLEKAR-ext, Nihaal

Workflow history

This view shows the 5 most recent entries. The complete workflow log is available from the 'Document Activity' menu item.

Apr 10, 2026	Actor	Type	Activity	Version
Approved	 NARAHARI-ext, Bhargavi	State	changed state to Approved at 5:57 pm	v7
Lead Approval	 NARAHARI-ext, Bhargavi	State	gave <i>POD Lead Review</i> approval at 5:57 pm	
Apr 07, 2026				
	 JAIN-ext, Dhiraj	State	changed expiry date to '14 Apr, 2026 08:54 am' at 8:54 am	
		State	changed state to Lead Approval at 8:54 am	v7
Tech Review	 JAIN-ext, Dhiraj	State	unassigned WEINERT-ext, Patrick from approval <i>Tech Review</i> at 8:54 am	
		State	gave <i>Tech Review</i> approval at 8:53 am	
From Mar 12, 2026 to Apr 02, 2026				
	 KAVLEKAR-ext, Nihaal	Edit	updated the page at 11:04 am	