



# ERP-1536 System Interface - CustomerSoldTo.tab interface to Maestro

<b>Status</b>	Approved
<b>Owner</b>	BROWN-ext, Kevin
<b>Stakeholders</b>	NARAHARI-ext, Bhargavi GARG-ext, Praful
<b>Jira Request ID</b>	<div style="border: 1px solid orange; padding: 5px;">  ERP-1212 - Jira project doesn't exist or you don't have permission to view it.         </div>
<b>Jira Development ID</b>	<div style="border: 1px solid orange; padding: 5px;">  ERP-1536 - Jira project doesn't exist or you don't have permission to view it.         </div>

## High- Level Specification

<b>Implementing System</b>	Kinaxis Maestro
<b>Invoked by/Invokes</b>	<div style="border: 1px solid orange; padding: 5px;">  ERP-1523 - Jira project doesn't exist or you don't have permission to view it.         </div>
<b>Business Process Reference</b>	04.04.06.01. Data provisioning ERP to Maestro

## Functional Overview


This table stores information for Customer Sold-to as part of the Customer Hierarchy.

## Scope and Objective

The scope of this interface is between Global Integration Suite and Maestro. This document includes details of the CustomerSoldTo.tab object.

The objective is to populate the CustomerSoldTo and it's referenced tables based on the file provided by Global Integration Suite.

## Process Flow Diagram

 draw.io

Source page access restriction: Click the link below to check if the page is accessible.

</display/ER/System+Interface++Reference+Specification+for+Maestro>

Step	Description
------	-------------

1	Global Integration Suite transfers transformed Composites / Rest of World data from S/4, and performs some formatting, and sends the data to Maestro.
3	Transferred files will be sent to Maestro's Client SFTP server. This sits outside of the Maestro firewall and is accessible by client using a user id/ password. Files are transferred from this component to the Planning Server SFTP by a Kinaxis automatic process once the trigger file has been placed (see below)
4	Files are moved to this SFTP server automatically, where they await loading into Maestro.
5	Maestro uses the configured DSM (Data Sources and Mapping) setup to load the data into the CustomerSoldTo table, with the load initiated either manually or through a scheduled system task.
6	The Data Tables which store information in Maestro

## Assumptions

- Data will only come from Global Integration Suite into the Global Data Source, set up in Maestro.

## Dependencies

See [OnHand.tab System Interface](#) document for dependencies.

## Security, Integrity and Controls

See [Application Architecture Kinaxis Maestro](#) for security requirements for SFTP/REST based authentication and security.

## Configuration Requirements

The Data Sources and Mapping for this interface should be configured once, according to the structure in the Data Structure section below.

The Data Model needs to be configured with the Syway-specific fields shown in the Data Model Custom Fields section below.

## Special Requirements

None

## Design Rationale

The base of this design has been taken from the existing Maestro implementation, as designed during the Advanced Planning System (APS) Project.

A fit-gap analysis was undertaken within Syway, and changes were identified which have been incorporated into the Syway spec as shown.

## API Use

The data object provided by either Integration Suite will be **consumed** by Maestro.

For more information see the [Data Integration Document](#).

## Data Structure

**The following Maestro fields will be populated by the file provided by Integration Suite:**

Column Number	Field Name	Technical Field Name	Data Type	Key	Field Type	Autocreate	Description
1	Id	Id	String	Y	ExtractField		CustomerSoldTo id
2	Name	Name	String	N	ExtractField		CustomerSoldTo Name

## File Formats

See *File Formats - SFTP* section in the [Data Integration Document](#).

## Data Model CustomerSoldTo table settings:

Allow Data update to:			Currency	
Insert, Modify and Delete records	Insert and Modify records only	Allow automatic record creation	Determined by Maestro	Expression
-	Y	Y	Y	-

## Data Model CustomerSoldTo custom fields:

Field name	Description	Data type	Key
Country	A unique identifier associated with this country or market.	Ref String	N
CustomerGroupEnriched	A value that uniquely identifies the enriched Customer Group	Ref String	N
KeyAccountManager	Account Manager ID from SAP	Ref String	N
OriginalCustomerGroupEnriched	A value that uniquely identifies the enriched Customer Group	Ref String	N

## Processing Logic

See *Processing Logic - SFTP* section in the [Data Integration Document](#).

## Delta or Full Load Requirements

The preference is to do a full load.

For more information on the difference between Full and Delta loads, see the *Full Loads and Delta Loads - SFTP* section in the [Data Integration Document](#).

## Interface Alert & Monitoring

See the *Interface Alert & Monitoring - SFTP* section in the [Data Integration Document](#),

## Language Requirements

None

## User Interface Requirements

Not required.

## Sequencing

Reference tables to support CustomerSoldTo table data have to be either loaded manually before loading the CustomerSoldTo table or at the same time as the CustomerSoldTo table is loaded or set to be created automatically in data model or in DSM.

Below tables need to be taken into account before CustomerSoldTo table data load:

Table	SyWay configuration
Country	Auto create not allowed
CustomerGroupEnriched	Set to allow automatic record creation
AccountManager	Set to allow automatic record creation

## Volumetrics

Current APS Volume of CustomerSoldTo records is 8605. Because APS makes up approximately 60% of Syway projected records, an expected estimate for Syway is therefore 13768.

This value is expected to grow by 1-2% per year.

## Performance Consideration

N/A

## Error Handling

See [Interface Alert & Monitoring](#) section.

## Testing

### How to Test

See [OnHand.tab System Interface](#) document for information on how to test.

### Test Conditions and Expected Results

1	Data Load Successful	The Data in the data file matches the data in the Maestro table, and there are no errors.				
2	Data File contains 0 records	The Data Update should fail with a status of Pending.				
3	Data File contains invalid references (or other error)	<p>The Data Update should Fail, the invalid references should be visible in the error log and the records with the error are not loaded into Maestro, and an alert is sent to the Admin team &lt;Or whatever action is needed&gt;</p> <p>Fields for CustomerSoldTo.tab which should be checked for invalid references are shown in the Data Structure table above as "Ref String" and are:</p> <table border="1"><tr><td>Country.Id</td></tr><tr><td>CustomerGroupEnriched.Id</td></tr><tr><td>KeyAccountManager.Id</td></tr><tr><td>OriginalCustomerGroupEnriched.Id</td></tr></table>	Country.Id	CustomerGroupEnriched.Id	KeyAccountManager.Id	OriginalCustomerGroupEnriched.Id
Country.Id						
CustomerGroupEnriched.Id						
KeyAccountManager.Id						
OriginalCustomerGroupEnriched.Id						
4	Data file contains duplicates	The CustomerSoldTo.tab file must be checked further for data uniqueness with respect to the key fields, in case data is available in file but not in Maestro				

### Test Considerations/Dependencies

Dependent files should already be loaded into Maestro for these tests to complete. See [Sequencing](#) section above.

## Other Information

## Development Details

### Package

Package Name	Parent Package
--------------	----------------


Other Development Objects

Object Type	Object Name	Purpose/High Level Logic	Design Rationale Reference

## Appendix

### See also

**File**   **Modified**

No files shared here yet.

## Change log

Version	Published	Changed By	Comment
<b>CURRENT (v. 7)</b>	<b>Apr 02, 2026 14:30</b>	<b>KAVLEKAR-ext, Nihaal</b>	Updated the Delta or Full load Requirement section
v. 6	Mar 19, 2026 14:26	KAVLEKAR-ext, Nihaal	Updated the Assumptions section
v. 5	Mar 19, 2026 14:26	KAVLEKAR-ext, Nihaal	
v. 4	Mar 12, 2026 11:05	KAVLEKAR-ext, Nihaal	
v. 3	Mar 03, 2026 10:21	KAVLEKAR-ext, Nihaal	
v. 2	Feb 06, 2026 10:24	KAVLEKAR-ext, Nihaal	
v. 1	Feb 05, 2026 15:21	KAVLEKAR-ext, Nihaal	

## Workflow history

This view shows the 5 most recent entries. The complete workflow log is available from the 'Document Activity' menu item.

Apr 10, 2026	Actor	Type	Activity	Version
Approved	 NARAHARI-ext, Bhargavi	State	changed state to <b>Approved</b> at 5:54 pm	v7
Lead Approval	 NARAHARI-ext, Bhargavi	State	gave <i>POD Lead Review</i> approval at 5:54 pm	
Apr 07, 2026				
	 JAIN-ext, Dhiraj	State	changed expiry date to '14 Apr, 2026 08:55 am' at 8:55 am	
		State	changed state to <b>Lead Approval</b> at 8:55 am	v7
Tech Review	 JAIN-ext, Dhiraj	State	gave <i>Tech Review</i> approval at 8:55 am	
From Mar 12, 2026 to Apr 02, 2026				



KAVLEKAR-ext, Nihaal

Edit

updated the page at 11:05 am

---