

CNV-9101 Maintenance Planning Bucket

Status	Approved
Owner	ERGUIZA-ext, Pinky Love
Stakeholders	PUN-ext, Eddy JOSHI-ext, Aditya TEE-ext, Paul MOUSSA-ext, Eva LEIGHTON-ext, Dean HEARD-ext, Kevin DUNNE-ext, AI

Purpose

The purpose of this document is to define the conversion approach to create Maintenance Planning Bucket in S/4 HANA.

A Maintenance Planning Bucket is a logical container or grouping tool used by maintenance planners to organize and manage maintenance orders and notifications for a specific time period and scope. The scope of a planning bucket includes time, but also other important attributes of the maintenance jobs.

Conversion Scope

The scope of this document covers the approach for converting active Revision from Legacy Source Systems into Maintenance Planning Bucket in S/4HANA.

In Syensqo, Maintenance Planning Buckets will primarily be used to release maintenance orders, enabling material staging, permit processing, and job scheduling, while preventing further structural changes to planning data.

Some of the key information required to support Maintenance Planning Buckets is not consistently maintained in the source systems.

There are currently two categories of revisions:

- Event-Based
- Weekly revisions.

These revision types are typically distinguished by a **Revision Type**. However, this field is not used in the source systems, despite being a key identifier for differentiating revision behaviour. In addition, revision dates are not maintained even when they are reused across open transactional data.

From a conversion perspective, the scope includes only the creation of **Event-Based revisions** into **Event-Based Maintenance Planning Buckets**. Weekly revisions will be handled during cutover activities and triggered via batch jobs, which will be owned by the core Functional team..

That said, to support data continuity, the mapping from legacy revisions to target Maintenance Planning Buckets for **Weekly revisions** will still be maintained as part of conversion. This ensures that downstream objects - such as Work Orders - can correctly reference the appropriate target Maintenance Planning Bucket.

Given this, and considering the estimated data volume, this object will be **fully constructed**. However, a source system report will still be required to supplement specific information needed to support the target system requirements.

The data from legacy system includes:

1. Revisions within **Maintenance Planning Plants** (T352R-IWERK) **in scope** (Value Mapping: Plant where Maintenance Plant = Yes)
2. Revisions with a **Date of Revision End in the future**, based on the following conditions:
 - **Populated Date of Revision Start** (T352R-REVBD <> "") **and Date of Revision End** (T352R-REVED <> "")
 - **Date of Revision End** (T352R-REVED) **is in the future** (T352R-REVED) > Migration Date (Value Mapping: OTH_Migration_Date Relevant Values A2D (using Object ID "9101" and Field Name = "T352R-REVED"))
3. Revisions with **Missing Date of Revision Start** (T352R-REVBD = "") **or Date of Revision End** (T352R-REVED = "") **with Open Legacy Work Order Assigned** (AUFK-AUFNR)

The data from legacy system excludes:

1. **Completed Revisions** (Indicator: Revisions Completed (T352R-REVTY = "X"))
2. Revisions **in the Past** (Date of Revision End (T352R-REVED) < Migration Date (Value Mapping: OTH_Migration_Date Relevant Values A2D (using Object ID "9101" and Field Name = "T352R-REVED"))
3. Revisions with **Missing Date of Revision Start** (T352R-REVBD = "") **or Date of Revision End** (T352R-REVED = "") **with NO Open Legacy Work Order Assigned** (AUFK-AUFNR)

Note: Open Legacy Work Order (AUFK-AUFNR) Criteria: </Start CR0438> System Status (JEST-STAT) = ~~TECO (Technically Completed)~~ With Active (JEST-INAC <> 'X') System Status (JEST-STAT) = Created (**CRTD**) or Released (**REL**) </End CR0438>

List of Tables to extract for this object is maintained here: [Extract Table Register](#).

List of source systems and approximate number of records.

Source	Scope	Source Approx No. of Records	Target System	Target Approx No. of Records
DCT	Maintenance Planning Bucket will be collected via DCT. An initial extract of all relevant Revisions will be provided in google sheet format to assist business in decision making on including any relevant Revision from PF2 and WP2 as Maintenance Planning Buckets. Note: A full Data Construct will be created for Maintenance Planning Bucket as explained in Conversion Scope.	250	S/4HANA	250
DCT	Maintenance Planning Bucket for plants which do not have data existing from PF2 and PF2	50	S/4HANA	50

Additional Information

Multi-language Requirement

Maintenance Planning Bucket does not have multi language support. Maintenance Planning Bucket text will be migrated using EN logon.

Document Management

Not Applicable

Legal Requirement

Not Applicable

Special Requirements

Not Applicable

Target Design

The technical design of the target for this conversion approach.

1. Maintenance Planning Bucket

Table	Field	Data Element	Field Description	Data Type	Length	Requirement
EAM_PLNG BKT	MAINTENANCEPLANNINGBU CKET	EAM_PLNGBCKT_OBJNR	Object Number of Maintenance Planning Bucket	CHAR	20	System
EAM_PLNG BKT	MAINTENANCEPLANNINGPL ANT	IWERK	Maintenance Planning Plant	CHAR	4	Mandatory
EAM_PLNG BKT	MAINTENANCEPLANT	WERKS_D	Plant	CHAR	4	Mandatory
EAM_PLNG BKT	MAINTPLNGBUCKETLABEL	EAM_PLNGBKTLABEL	Label used for identifying the Maintenance Planning Bucket	CHAR	40	Mandatory
EAM_PLNG BKT	MAINTPLANNINGBUCKETDE SCRPTION	EAM_PLNGBKTDESC	Description of the Maintenance Planning Bucket	CHAR	40	Mandatory
EAM_PLNG BKT	MAINTPLANNINGBUCKETTY PE	EAM_PLNGBKTTYPE	Maintenance Planning Bucket Type	CHAR	3	Mandatory
EAM_PLNG BKT	MAINTPLNGBUCKETSTARTD ATETIME	EAM_PLNGBKTSTARTD ATETIME	Start of the Maintenance Planning Bucket	DEC	15	Mandatory
EAM_PLNG BKT	MAINTPLNGBUCKETENDDA TETIME	EAM_PLNGBKTENDDAT ETIME	End of the Maintenance Planning Bucket	DEC	15	Mandatory
EAM_PLNG BKT	MAINTENANCESYSTEMSTA TUSCODE	J_STATUS	Object status	CHAR	5	Mandatory
EAM_PLNG BKT	MAINTENANCEEVENT	REVNI	Revision for Plant Maintenance and Customer Service	CHAR	8	System
EAM_PLNG BKT	PERSONRESPONSIBLE	EAM_PERSONRESP_C HAR8	Person Responsible	CHAR	8	Conditional

2. Maintenance Events

Table	Field	Data Element	Field Description	Data Type	Length	Requirement
IMR_VH	MAINTENANCEPLANNINGPLANT	IWERK	Maintenance Planning Plant	CHAR	4	Mandatory
IMR_VH	MAINTENANCEREVISION	REVNI	Revision for Plant Maintenance and Customer Service	CHAR	8	System
IMR_VH	MAINTENANCEEVENTTYPE	DIWPS_REVTY_C ORE	Revision Type	CHAR	2	Mandatory
IMR_VH	MAINTPLNGBUCKETLABEL	REVTX	Label used for identifying the Maintenance Planning Bucket	CHAR	40	Mandatory
IMR_VH	MAINTPLANNINGBUCKETDESC RIPTION	EAM_PLNGBKTLA BEL	Description of the Maintenance Planning Bucket	CHAR	40	Mandatory

Note: Each Maintenance Planning Bucket will correspond to one Maintenance Event.

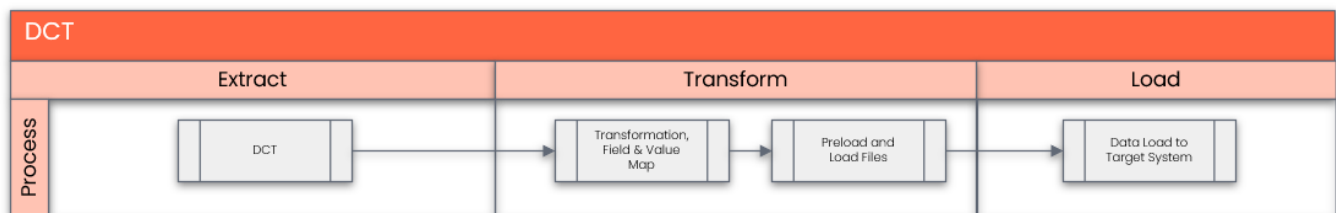
Data Cleansing

ID	Criticality	Error Message /Report Description	Rule	Output	Source System
9101-001	C2	Missing Events-Based Revision Start and End Dates	<p>Events-Based Revision as per Relevancy Criteria where either Start or End Date is not available</p> <ol style="list-style-type: none"> Revision Type from Value Mapping: Maintenance Planning Bucket (Old to New Mapping) = ("Events-Based", <blank>) Revisions missing from Value Mapping: Maintenance Planning Bucket (Old to New Mapping) Missing Date of Revision Start or Date of Revision End 	Maintenance Planning Plant, Revision, Description, Date of Revision Start, Date of Revision End	PF2, WP2
9101-002	C3	Info Report: Non-Relevant Events-Based Revision (Will not be migrated)	<p>Events-Based Revision of in scope Maintenance Plants and falls in any of the criteria below:</p> <ul style="list-style-type: none"> Completed (Indicator: Revisions Completed (T352R-REVTY = "X")) Revisions in the Past (Date of Revision End (T352R-REVED) < Migration Date (Value Mapping: OTH_Migration_Date Relevant Values A2D (using Object ID "9101" and Field Name = "T352R-REVED")) <p><i>Note: These Revisions will not be not migrated. Where necessary, the business can set the Date of Revision End to a future date.</i></p>	Maintenance Planning Plant, Revision, Description, Date of Revision Start, Date of Revision End, Indicator: Revisions Completed	PF2, WP2

Note: List of Cleansing is maintained here: [Conversion Specs Register \(DCT & Cleansing Report\)](#)

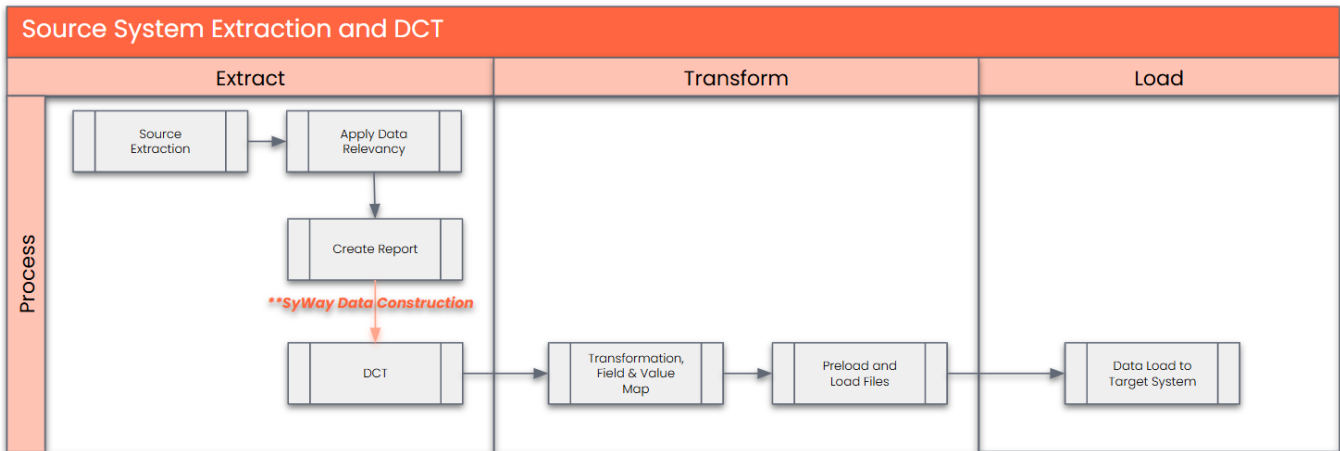
Conversion Process

The following represents the high-level process for DCT:



Collection will be done manually in the Data Collection Template for the following scenarios:

- For sites not on SAP-PF2 or WP2 systems



Collection will be done manually in the Data Collection Template for the following scenarios:

- Relevant Events-Based Revisions from PF2 and WP2 systems

Data Privacy and Sensitivity

Not Applicable

Extraction

Extract data from a source into Advanced Data Migration and Management (ADMM) . There are 2 possibilities:

1. The data exists. connects to the source and loads the data into the repository. There are 3 methods:
 - a. Perform full data extraction from relevant tables in the source system(s).
 - b. Perform extraction through the application layer.
 - c. Only if ADMM cannot connect to the source, data is loaded to the repository from the provided source system extract/report.
2. The data does not exist (or cannot be converted from its current state). The data is manually collected by the business directly in the repository. This is to be conducted using DCT (Data Collection Template) in Advanced Data Migration and Management (ADMM).

The agreed Relevancy criteria is applied to the extracted records as reference point to identify the records that are applicable for the data construction in the DCT.

Extraction Run Sheet

Req #	Requirement Description	Team Responsible
1	Extract data from source system based on relevancy rule	SyWay Data Team
2	Google Sheet report pre-populated with PF2 and WP2 information to be generated based on relevancy criteria.	SyWay Data Team

Selection Screen

Selection Ref Screen	Parameter Name	Selection Type	Requirement	Value to be entered/set
Not Applicable				

Data Collection Template (DCT)

Target Ready Data Collection Template will be created for Maintenance Planning Bucket data with exception of some fields which require transformation as mentioned in the transformation rule.

1. Maintenance Planning Bucket DCT Rules

Field Name	Field Description	Rule

MAINTENANCEPLANNINGPLANT	Maintenance Planning Plant	Mandatory. Allowed values: List from Value Mapping - Plant where Maintenance Plant = Yes
zLegacyREVNR	Legacy Revision for Plant Maintenance and Customer Service	Mandatory. <ul style="list-style-type: none"> Staging identifier used to uniquely define a Maintenance Planning Bucket. For data originating from WP2/PF2, the value must exist as a revision in PF2/WP2.
MAINTPLNGBUCKETLABEL	Label used for identifying the Maintenance Planning Bucket	Mandatory. The naming convention for Maintenance Planning Bucket will follow the structure: Structure: EVT_Year_Free Text <ul style="list-style-type: none"> EVT: Event-Based Maintenance Year: 4 Char Year (e.g., 2026) Free Text: Unique description for this bucket Example: EVT_2026_Shutdown 01
MAINTPLANNINGBUCKETDESCRIPTION	Description of the Maintenance Planning Bucket	Mandatory. Ensure that it does not include any of below characters: ; Semi-colon : Colon :: Double Colon ? Question Mark / Forward Slash @ At sign & Ampersand = Equal Sign + Plus Sign \$ Dollar Sign % Percent Vertical Bar [] Left or Right Square Bracket " Double Quotes
zMAINTPLNGBUCKETSTARTDATE	Start Date of the Maintenance Planning Bucket	Mandatory. <ul style="list-style-type: none"> Start date of validity of the Maintenance Planning Bucket Must be in DDMMYYYY format
zMAINTPLNGBUCKETSTARTTIME	Start Time of the Maintenance Planning Bucket	Mandatory. <ul style="list-style-type: none"> Start time of validity of the Maintenance Planning Bucket Must be in HHMMSS format If the user does not provide a value, this will be set to 000000.
zMAINTPLNGBUCKETENDDATE	End Date of the Maintenance Planning Bucket	Mandatory. <ul style="list-style-type: none"> End date of validity of Maintenance Planning Bucket Ensure date is after the "Go-Live" Date. Should be later than the Start Date of the Maintenance Planning Bucket Must be in DDMMYYYY format Note: "Go-Live" = "Migration Date" during Mocks
zMAINTPLNGBUCKETENDTIME	End Time of the Maintenance Planning Bucket	Mandatory. <ul style="list-style-type: none"> End time of validity of the Maintenance Planning Bucket Must be in HHMMSS format If the user does not provide a value, this will be set to 235959.
PERSONRESPONSIBLE	Person Responsible	Conditional. <ul style="list-style-type: none"> Must be a valid Person Responsible Select supervisor who manages the Maintenance Planning Bucket. Otherwise, leave the field blank.

MAINTENANCEEVENTTY PE	Maintenance Event Type	Mandatory. <ul style="list-style-type: none"> Event Type of the Maintenance Event Needs to be selected from value list (IMAINTEVTYPEVH)
--------------------------	------------------------	---

2. Maintenance Planning Bucket (Old to New Mapping) DCT Rules

Field Name	Field Description	Rule
zLegacyIWERK	Legacy Maintenance Planning Plant	Mandatory. Allowed values: List from Value Mapping - Plant where Maintenance Plant = Yes
zLegacyREVNR	Legacy Revision for Plant Maintenance and Customer Service	Mandatory. <ul style="list-style-type: none"> Staging identifier used to uniquely define a Maintenance Planning Bucket. For data originating from WP2/PF2, the value must exist as a revision in PF2/WP2.
zRevisionType	Legacy Revision Type	Mandatory. Allowed Values: <ul style="list-style-type: none"> Events-Based Weekly Revision
MAINTENANCEPLANNINGPLANT	Maintenance Planning Plant	Mandatory. Allowed values: List from Value Mapping - Plant where Maintenance Plant = Yes
MAINTPLNGBUCKETLABEL	Label used for identifying the Maintenance Planning Bucket	Mandatory. <ul style="list-style-type: none"> Label used for identifying the Maintenance Planning Bucket as per Maintenance Planning Bucket DCT (Maintenance Planning Bucket DCT Rules)
MAINTENANCEEVENT	Maintenance Event	Mandatory. <ul style="list-style-type: none"> New Maintenance Event associated to the Label used for identifying the Maintenance Planning Bucket <p>Note: This is a system-generated field and will be populated post data load to S/4</p>

Note: List of DCTs is maintained here: [Conversion Specs Register \(DCT & Cleansing Report\)](#)

Extraction Dependencies

Item #	Step Description	Team Responsible
	Not Applicable	

Transformation

The Target fields are mapped to the applicable Legacy field that will be its source, this is a 3-way activity involving the Business, Functional team and Data team. This identifies the transformation activity required to allow ADMM to make the data Target ready:

- Perform value mapping and data transformation rules.
 - Legacy values are mapped to the to-be values (this could include a default value)
 - Values are transformed according to the rules defined in Advanced Data Migration and Management (ADMM)
- Prepare target-ready data in the structure and format that is required for loading via prescribed Load Tool. This step also produces the load data ready for business to perform Pre-load Data Validation

Transformation Run Sheet

Item #	Step Description	Team Responsible
1	Obtain DCT Sign-off from Business.	SyWay Data Team
2	In dspMigrate, select the wave – S4/HANA – Plant Maintenance	Syniti

3	Go to Process Area Launch and Process the Object – Maintenance Planning Bucket	Syniti
4	Review and Validate Error and Preload Reports	Syniti
5	Execute the transformation to prepare the target tables	Syniti
6	Validate data from pre-load and error reports	Business/Data owner
7	Generate load files	Syniti

Transformation Rules

1. Maintenance Planning Bucket

Rule #	Source system	Source Table	Source Field	Source Description	Target System	Target Table	Target Field	Target Description	Transformation Logic
1	-	-	-		S/4 Hana	EAM_PLN GBKT	MAINTPLANN INGBUCKET UUID	UUID in X form (binary)	System Generated <i>Note: To be created using the Custom Load Program. Leave this field blank in the Preload file.</i>
2	DCT	-	MAINTENANCE PLANNINGPLANT	Maintenance Planning Plant	S/4 Hana	EAM_PLN GBKT	MAINTENANCE PLANNING PLANT	Maintenance Planning Plant	Direct Mapping
3	DCT	-	MAINTENANCE PLANNINGPLANT	Maintenance Planning Plant	S/4 Hana	EAM_PLN GBKT	MAINTENANCE PLANT	Plant	Direct Mapping
4	DCT	-	MAINTPLNGBUCKETLABEL	Label used for identifying the Maintenance Planning Bucket	S/4 Hana	EAM_PLN GBKT	MAINTPLNGBUCKETLABEL	Label used for identifying the Maintenance Planning Bucket	Direct Mapping
5	DCT	-	MAINTPLNGBUCKETDESCRIPTION	Description of the Maintenance Planning Bucket	S/4 Hana	EAM_PLN GBKT	MAINTPLNGBUCKETDESCRIPTION	Description of the Maintenance Planning Bucket	Direct Mapping
6	-	-	-	-	S/4 Hana	EAM_PLN GBKT	MAINTPLNGBUCKETTYPE	Maintenance Planning Bucket Type	Default to "STO" for Event Based Maintenance
7	DCT	-	zMAINTPLNGBUCKETSTARTDATE	Start Date of the Maintenance Planning Bucket	S/4 Hana	EAM_PLN GBKT	MAINTPLNGBUCKETSTARTDATE	Start of the Maintenance Planning Bucket	If zMAINTPLNGBUCKETSTART TIME does not have a value in DCT, default to 000000. Concatenate from source fields of DCT EAM_PLNGBKT: <ul style="list-style-type: none"> zMAINTPLNGBUCKETSTARTDATE "," zMAINTPLNGBUCKETSTARTTIME
8	DCT	-	zMAINTPLNGBUCKETSTARTTIME	Start Time of the Maintenance Planning Bucket					
9	DCT	-	zMAINTPLNGBUCKETENDDATE	End Date of the Maintenance Planning Bucket	S/4 Hana	EAM_PLN GBKT	MAINTPLNGBUCKETENDDATE	End of the Maintenance Planning Bucket	If zMAINTPLNGBUCKETEND TIME does not have a value in DCT, default to 235959. Concatenate from source fields of DCT EAM_PLNGBKT: <ul style="list-style-type: none"> zMAINTPLNGBUCKETENDDATE "," zMAINTPLNGBUCKETENDTIME
10	DCT	-	zMAINTPLNGBUCKETENDTIME	End Time of the Maintenance Planning Bucket					
11	-	-	-	-	S/4 Hana	EAM_PLN GBKT	MAINTENANCE SYSTEMS STATUSCODE	Object status	Default to "I0002" for Released
12	-	-	-	-	S/4 Hana	EAM_PLN GBKT	MAINTENANCE EVENT	Revision for Plant Maintenance and Customer Service	System Generated <i>Note: To be created using the Custom Load Program. Leave this field blank in the Preload file.</i>
13	-	-	-	-	S/4 Hana	EAM_PLN GBKT	PERSONRESPONSIBLE	Person Responsible	Direct Mapping

2. Maintenance Events

Rule #	Source system	Source Table	Source Field	Source Description	Target System	Target Table	Target Field	Target Description	Transformation Logic
--------	---------------	--------------	--------------	--------------------	---------------	--------------	--------------	--------------------	----------------------

1	DCT	-	MAINTENANCEPLANNINGPLANT	Maintenance Planning Plant	S/4 Hana	IMR__VH	MAINTENANCEPLANNINGPLANT	Maintenance Planning Plant	Direct Mapping
2	-	-	-	-	S/4 Hana	IMR__VH	MAINTENANCE REVISION	Revision for Plant Maintenance and Customer Service	System Generated
3	DCT	-	MAINTENANCEEVENTTYPE	Revision Type	S/4 Hana	IMR__VH	MAINTENANCE EVENTTYPE	Revision Type	Direct Mapping
4	DCT	-	MAINTPLNGBUCKETLABEL	Label used for identifying the Maintenance Planning Bucket	S/4 Hana	IMR__VH	MAINTPLNGBUCKETLABEL	Label used for identifying the Maintenance Planning Bucket	Direct Mapping
5	DCT	-	MAINTPLANNINGBUCKETDESCRIPTION	Description of the Maintenance Planning Bucket	S/4 Hana	IMR__VH	MAINTPLANNINGBUCKETDESCRIPTION	Description of the Maintenance Planning Bucket	Direct Mapping

Note: Each Maintenance Planning Bucket will correspond to one Maintenance Event.

List of Custom Target Reports for this object is maintained here: [Conversion Specification - Custom Reports Register](#).

Transformation Mapping

Mapping Table Name	Mapping Table Description
OTH_Migration_Date Relevant Values A2D	Dates to be defaulted for A2D objects for each Migration Cycle
Plant	Old to New Plant Mapping
Maintenance Planning Bucket (Old to New Mapping)	Old Revision to Maintenance Planning Bucket Mapping

List of Transformation Mappings with additional details is maintained here: [Transformation Mappings](#).

Transformation Dependencies

List the steps that need to occur before transformation can commence

Item #	Step Description	Team Responsible
1	Ensure DCT tables completeness	SyWay Data Team
2	Ensure all Transformation mappings are up to date.	SyWay Data Team

Pre-Load Validation

Project Team

Completeness

Task	Action
Verify Record Count	Data team to verify that the total number of relevant records from the source systems is equal to the total number of records in the Preload and Load Sheets.

Accuracy

Task	Action
Conversion Accuracy	Data team to verify that all fields below meet pass the checks: <ol style="list-style-type: none"> 1. Mandatory Fields 2. Field and Value Mapping Correctness 3. Null Checks 4. Text Length Checks
Review error reports	Review and correct the errors. Achieve a zero-error record count as much as possible. Raise defects for data remediated and requiring a correction in the source data.

Business

Completeness

Task	Action
Verify Record Count	Business team to verify that the total number of relevant records from the source systems is equal to the total number of records in the Preload and Load Sheets.

Accuracy

Task	Action
Conversion Accuracy	Business to verify that all the data in the load table/file is accurate as per endorsed transformation/mapping rules (and signed-off data)

Load

The load process includes:

1. Execute the automated data load into target system using load tool or product the load file if the load must be done manually
2. Once the data is loaded to the target system, it will be extracted and prepared for Post Load Data Validation

Note: A custom load program is required and is to be developed by the SyWay Development Team.

Load Run Sheet

Item #	Step Description	Team Responsible
1	Ensure Pre-load sign-offs are obtained.	SyWay Data team
2	Go to the load tool and select the correct load Program.	SyWay Data team
3	Proceed with Data load.	SyWay Data team
4	Validate few records loaded by accessing standard transactions	SyWay Data team
5	Generate the post load reports in the tool.	SyWay Data team
6	Log errors as defects, if any and address resolutions. Close defects.	SyWay Data team
7	Resolve defects by reupload and re-generate post load reports if necessary.	SyWay Data team
8	Business to validate the post load files as part of post-load validation, raise data defects or provide the post-load sign-off.	Business
9	Repeat steps 5 to 7 if necessary.	SyWay Data team

Load Phase and Dependencies

Cutover

Configuration

Item #	Configuration Item
1	T001W-Plants/Branches
2	T399I-Planning Plant
3	TJ02-System status
4	IMAINTEVTYPEVH-Maintenance Event Type

Conversion Objects

Object #	Preceding Object Conversion Approach
	Not Applicable

Error Handling

Error Type	Error Description	Action Taken
Configuration	Invalid Plant	Engage Functional team to expedite and fix the error in the system
Configuration	Invalid Planning Plant	Engage Functional team to expedite and fix the error in the system
Configuration	Invalid System Status	Engage Functional team to expedite and fix the error in the system
Configuration	Invalid Maintenance Maintenance Event Type	Engage Functional team to expedite and fix the error in the system

Post-Load Validation

Project Team

Completeness

Task	Action
Verify Count	Data team to verify the record count created in target S/4 HANA by accessing post load reports in dspMigrate or standard reports from S/4 HANA.
Verify Logs	Check if there is data that failed to load and perform the necessary actions (e.g. register as post load issue, or attempt to load the record again, etc.).

Accuracy

Task	Action
Conversion Accuracy	Data team to verify that the Measuring Point data in target S/4 HANA were loaded correctly via dspMigrate post load reports or standard reports from S/4 HANA.

Business

Completeness

Task	Action
Verify Count	Download Post Load Reports from dspMigrate and verify that the record count loaded in the target S/4 HANA is the same count as of the endorsed load file.

Accuracy

Task	Action
Conversion Accuracy	Verify that the Measuring Point data in target S/4 HANA were loaded correctly via dspMigrate post load reports or standard reports from S/4 HANA.

Key Assumptions

- Maintenance Planning Bucket is in scope based on data design and any exception requested by business.
- Data cleansing has met the required percentage threshold for the specified mock cycle and all preparation activities have been completed.
- Data entries in DCT are target-ready data unless a specific transformation rule is stated for that field in the transformation rules.
- Weekly Revisions are not in Conversion Scope. However, to support the data conversion of downstream objects such as Work Orders, the mapping from legacy Weekly Revisions to target Maintenance Planning Buckets will still be maintained within the data value mapping.
- A Maintenance Planning Bucket can only contain a single Maintenance Event. Each revision in the source system will be linked to a single Maintenance Planning Bucket and each Maintenance Planning Bucket will correspond to one Maintenance Event.

See also

Maintenance Planning Bucket is managed using Fiori Application and the some of the data sits within CDS views.

Since this is a new functionality, references have been included below to support the conversion process.

1. General Information

Description of the Maintenance Planning Bucket

[Edit](#)
[Application Logs](#)
[Change Scheduling](#)

Time Period	Type	Status	Execution Objects						
Duration: 7 DAY Week / Year: 04 / 2026	Event-Based Maintenance	Released	<table style="width: 100%; border-collapse: collapse;"> <tr><td>Notifications</td><td style="text-align: right;">0</td></tr> <tr><td>Orders</td><td style="text-align: right;">0</td></tr> <tr><td>Total</td><td style="text-align: right;">0</td></tr> </table>	Notifications	0	Orders	0	Total	0
Notifications	0								
Orders	0								
Total	0								

[General Information](#) | [Event Planning and Execution Objects](#) | [System Status](#)

^ x

Basic Data

General Data	Time Period																				
<table style="width: 100%; border-collapse: collapse;"> <tr> <td style="width: 25%;">Planning Bucket:</td> <td style="width: 25%;">Description:</td> <td style="width: 25%;">Person Responsible:</td> <td style="width: 25%;">Start Date and Time:</td> <td style="width: 20%;">Duration:</td> </tr> <tr> <td style="background-color: #005596; color: white; padding: 2px;">Planning Bucket (Description)</td> <td style="background-color: #005596; color: white; padding: 2px;">Description</td> <td style="background-color: #005596; color: white; padding: 2px;">Person Responsible</td> <td style="background-color: #005596; color: white; padding: 2px;">DD.MM.YYYY, HH:MM:SS</td> <td style="text-align: right;">7 DAY</td> </tr> <tr> <td>Type:</td> <td>Planning Plant:</td> <td>Maintenance Plant:</td> <td>End Date and Time:</td> <td>Recurrence:</td> </tr> <tr> <td style="background-color: #e67e22; color: white; padding: 2px;">Events-Based Maintenance</td> <td style="background-color: #005596; color: white; padding: 2px;">Maintenance Planning Plant</td> <td style="background-color: #005596; color: white; padding: 2px;">Maintenance Plant</td> <td style="background-color: #005596; color: white; padding: 2px;">DD.MM.YYYY, HH:MM:SS</td> <td style="text-align: right;">Once</td> </tr> </table>	Planning Bucket:	Description:	Person Responsible:	Start Date and Time:	Duration:	Planning Bucket (Description)	Description	Person Responsible	DD.MM.YYYY, HH:MM:SS	7 DAY	Type:	Planning Plant:	Maintenance Plant:	End Date and Time:	Recurrence:	Events-Based Maintenance	Maintenance Planning Plant	Maintenance Plant	DD.MM.YYYY, HH:MM:SS	Once	
Planning Bucket:	Description:	Person Responsible:	Start Date and Time:	Duration:																	
Planning Bucket (Description)	Description	Person Responsible	DD.MM.YYYY, HH:MM:SS	7 DAY																	
Type:	Planning Plant:	Maintenance Plant:	End Date and Time:	Recurrence:																	
Events-Based Maintenance	Maintenance Planning Plant	Maintenance Plant	DD.MM.YYYY, HH:MM:SS	Once																	

2. Event Planning and Execution Objects

Description of the Maintenance Planning Bucket

[Edit](#)
[Application Logs](#)
[Change Scheduling](#)

Time Period	Type	Status	Execution Objects						
Duration: 7 DAY Week / Year: 04 / 2026	Event-Based Maintenance	Released	<table style="width: 100%; border-collapse: collapse;"> <tr><td>Notifications</td><td style="text-align: right;">0</td></tr> <tr><td>Orders</td><td style="text-align: right;">0</td></tr> <tr><td>Total</td><td style="text-align: right;">0</td></tr> </table>	Notifications	0	Orders	0	Total	0
Notifications	0								
Orders	0								
Total	0								

[General Information](#) | [Event Planning and Execution Objects](#) | [System Status](#)

^ x

Event Planning

Maintenance Event:	Maintenance Event Type:	Administrative Maintenance Order:
Maintenance Event	Maintenance Event Type	-

3. System Status

Description of the Maintenance Planning Bucket

[Edit](#)
[Application Logs](#)
[Change Scheduling](#)

Time Period

Duration: 7 DAY

Week / Year: 04 / 2026

Type

Event-Based Maintenance

Status

Released

Execution Objects

Notifications	0
Orders	0
Total	0

[General Information](#) | [Event Planning and Execution Objects](#) | [System Status](#)

^ ↗

System Status (1) | [Standard](#) v

Status	Text
REL	Released

Change log

Version	Published	Changed By	Comment
CURRENT (v. 116)	Apr 13, 2026 11:59	ERGUIZA-ext, Pinky Love	
v. 115	Apr 10, 2026 11:21	ERGUIZA-ext, Pinky Love	
v. 114	Mar 25, 2026 05:09	ERGUIZA-ext, Pinky Love	PDM-1373: Removal of Reference to TC24 as result of Unit Test
v. 113	Mar 25, 2026 05:04	ERGUIZA-ext, Pinky Love	
v. 112	Mar 25, 2026 05:01	ERGUIZA-ext, Pinky Love	
v. 111	Feb 12, 2026 13:53	ERGUIZA-ext, Pinky Love	
v. 110	Feb 12, 2026 13:52	ERGUIZA-ext, Pinky Love	MAINTPLNGBUCKETLABEL: Updated Rule post Functional Review
v. 109	Feb 12, 2026 13:50	ERGUIZA-ext, Pinky Love	
v. 108	Feb 10, 2026 12:55	ERGUIZA-ext, Pinky Love	
v. 107	Feb 04, 2026 10:25	ERGUIZA-ext, Pinky Love	



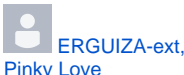
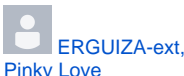

[Go to Page History](#)

Workflow history

Title	Last Updated By	Updated	Status
There are no pages at the moment.			

Workflow history

This view shows the 5 most recent entries. The complete workflow log is available from the 'Document Activity' menu item.

Apr 19, 2026	Actor	Type	Activity	Version
Approved	 MOUSSA-ext, Eva	State	changed state to Approved at 11:24 pm	v116
Revision under Review	 MOUSSA-ext, Eva	State	gave <i>Minor change</i> approval at 11:24 pm v. 116 CR0438 approved	
		State	changed state to Revision under Review at 11:24 pm v. 116 CR0438 approved	v116
From Mar 25, 2026 to Apr 13, 2026				
Revision in Progress	 ERGUIZA-ext, Pinky Love	Edit	updated the page at 5:01 am	
	 ERGUIZA-ext, Pinky Love	State	changed state to Revision in Progress at 4:01 am	v112
Feb 23, 2026				
Approved	 TAN-ext, Charmaine	State	changed state to Approved at 3:21 pm (State override) <i>[PMO Comments] Conversion Spec completed as per CS register and functional review completed</i>	v111