


CNV-1067 GL Account Operational CoA (incl. secondary CE)

Status	
Owner	Soumen Laru
Stakeholders	PILLAY-ext, Lawrence WELENSKY-ext, Dave GARCIA-ext, Angel Luis BECHTER-ext, Alex SHARMA-ext, Swati

Purpose

The purpose of this document is to define the conversion approach of G/L accounts from operational and local CoAs in S/4 HANA.

The document details out the field list, extraction criteria, scoping, mapping of CoA (Chart of Account Object)

Conversion Scope

G/L accounts which will be listed as part of scope list in a data collection template (DCT) with new numbering will be in scope of migration.

An additional mapping file will be prepared as part of GL account mapping from ECC to S4 accounts and that will be used for the subsequent objects.

Note: This object is collected in a DCT (Data Collection Template) and therefore, the information below does not have any relevance and it is just for information purpose only.

List of source systems and approximate number of records

Source	Scope	Source Approx No. of Records	Target System	Target Approx No. of Records
PF2	GL Accounts COA	~2200	S4HANA	~700
WP2	GL Accounts COA	~2200	S4HANA	~700

Additional Information

Multi-language Requirement

In the Syensqo Corporate Chart of Accounts, the following four language keys must be maintained:

- English (EN)
- French (FR)
- Italian (IT)
- Chinese (ZN)

Note: For certain countries it may be required to also maintain account descriptions for certain G/L accounts in local language as per regulatory requirement (e.g. Japanese) in the respective country. Such requests must be backed by supporting evidence of the underlying regulatory requirement.

Such data will be collected as part of DCT for the translation texts for GL Accounts.

In Country Chart of Accounts, only the language key of the official language for the country must be maintained. For example, In the country chart of accounts for Chile, the language key for Spanish (ES) must be maintained.

The translated G/L Short Description and Long Description must also be maintained in the corresponding fields.

Document Management

Legal Requirement

A list of countries will need local chart of accounts and here is the list

- France
- Luxembourg
- Peru
- Portugal
- Spain
- Belgium
- Morocco
- Turkey

Special Requirements

Target Design

The technical design of the target for this conversion approach.

Table	Field	Data Element	Field Description	Data Type	Length (Decimals)	Requirement	Syensqo Requirement
SKA1	KTOPL	KTOPL	Chart of Accounts	CHAR	4	<p>Key that uniquely identifies a chart of account.</p> <p>At Syensqo, the following naming convention applies:</p> <p>1.) COCA for the operational corporate CoA 2.) LOXX for country CoAs where XX represents the country code of the country CoA.</p> <p>The global Syensqo operational Chart of Accounts will be assigned as operational Chart of Accounts to all Syensqo entities.</p> <p>A maximum of one local CoA per country is permitted.</p>	R
SKA1	SAKNR	SAKNR	G/L Account Number	CHAR	10	<p>The G/L account number identifies the G/L account in a chart of accounts that must fall into the specified ranges as defined for the respective account group.</p>	R
SKA1	GVTYP	GVTYP	P&L Statement Account Type	CHAR	2	<p>With the P&L statement account type, you determine the retained earnings account for each P&L account. The retained earnings account is used during year-end closing to calculate the company's result.</p> <p>If you are creating a P&L account, you must make an entry here.</p>	C
SKA1	KTOKS	KTOKS	G/L Account Group	CHAR	4	<p>The account group is a classifying feature within the G/L account master records.</p> <p>The account group determines the fields for the entry screens if you create or change a master record in the company code. The account group also determines in which number range the account number must be contained.</p>	R
SKA1	XLOEV	XLOEV	Indicator: Account Marked for Deletion?	CHAR	1	<p>Indicator which specifies that master record data is to be deleted.</p> <p>The deletion must be carried out using the program for archiving G/L account master data. This program archives the master records that have been marked for deletion, providing there is no dependent data remaining in the system.</p>	C
SKA1	XSPEA	XSPEA	Indicator: Account Is Blocked for Creation ?	CHAR	1	<p>An entry in this field causes the account to be blocked for creation in the specified company code.</p>	C
SKA1	XSPEB	XSPEB	Indicator: Is Account Blocked for Posting?	CHAR	1	<p>An entry in this field means that the account is blocked for posting at Chart of Account level.</p>	C
SKA1	XSPEP	XSPEP	Indicator: Account Blocked for Planning ?	CHAR	1	<p>An entry in this field causes the account to be blocked for planning.</p>	C
SKA1	FUNC_AREA	FUNC_AREA	Functional Area	CHAR	16	<p>The functional area is required to create a profit and loss account in Financial Accounting using cost-of-sales accounting. The following are examples of structure criteria:</p> <p>Manufacturing Administration Sales Research and development</p>	C
SKA1	GLAC_COU_NT_T YPE	GLAC_COU_NT_T YPE	Type of a General Ledger Account	CHAR	1	<p>Specifies the general ledger account type that classifies the general ledger account. The following types are available (Financial Accounting modules where accounts are visible kept in brackets):</p> <p>X - Balance Sheet Account - Asset, liability, or equity B/S account. (FI only) C - Cash Account - Bank G/L Account (FI only) N - Non-operating Expense or Income - Below EBIT P&L Account (FI only) P - Primary Costs or Revenue - Above EBIT P&L Account (FI&CO) S - Secondary Costs - P&L Account (FI&CO)</p>	R
SKA1	GLAC_COU_NT_S UBTYPE	GLAC_COU_NT_S UBTYPE	Subtype of a G/L Account	CHAR	1	<p>Indicates the usage of an account that has the Cash Account G/L account type.</p>	C
SKA1	MAIN_SAK_NR	MAIN_SAK_NR	Bank Reconciliation Account			<p>This field indicates the relationship between bank subaccounts and the main reconciliation accounts the bank sub-accounts belong to. This field is only visible for accounts of G/L account subtype "Bank Subaccount" and is a mandatory input field for those accounts so the system can establish a connection between the sub-accounts and the main bank reconciliation account in the bank ledger.</p>	C
SKAT	SPRAS	SPRAS	Language Key	CHAR	1	<p>Language Key to be picked up for the relevant Language specific description to be maintained</p> <p>E - English (EN) F - French (FR) I - Italian (IT) 1 - Chinese (ZN)</p>	R
SKAT	TXT20	TXT20	Short Text	CHAR	20	<p>Short description of the G/L account. This should be used to provide a short text that will explain the use of the general ledger account. (Note: When used in reporting, if there is not enough space on the report, the short text can be displayed)</p>	R

S K A T	TXT50	TXT50	Long Text	C H A R	50	Long description of the G/L account. This field should be used to provide a more detailed description of the G/L account that intuitively explains the purpose of the account.	R
S K B1	BUKRS	BUKRS	Company Code	C H A R	4	The company code is an organisational unit used in financial accounting representing Syensqo's independent legal entity or other entity as described in the Enterprise Structure Position Paper.	R
S K B1	SAKNR	SAKNR	G/L Account Number	C H A R	10	The G/L account number identifies the G/L account in a chart of accounts that must fall into the specified ranges as defined for the respective account group.	R
S K B1	FDGRV	FDGRV	Planning Group	C H A R	10	In cash management, G/L accounts as well as customer and vendor accounts are allocated to planning groups by means of an entry made in the master record. This is used for liquidity planning and reporting.	C
S K B1	FDLEV	FDLEV	Planning Level	C H A R	2	The planning level is used to control displays in Cash Management. The freely defined field is used to identify specific account groups in cash management.	C
S K B1	FSTAG	FSTAG	Field Status Group	C H A R	4	Field statuses are SAP's method to control which fields are required to have data in postings that are made to the general ledger account line items. It controls these fields by selecting them as suppressed, required or optional. Example of the fields are cost centre, text, material number, asset number, etc. - Suppressed: if this is selected, the field is not available for input. - Optional: if this is selected, the field is available for input but isn't mandatory. - Required: if this is selected, the field is mandatory for input.	R
S K B1	MITKZ	MITKZ	Recon. Account for Acct Type	C H A R	1	An entry in this field characterises the G/L account as a reconciliation account. The reconciliation means that this G/L account represents a subledger account for Accounts Receivable, Accounts Payable, or Fixed Assets. Only these types of reconciliation accounts should be selected.	C
S K B1	MWSKZ	MWSKZ	Tax Category	C H A R	2	Determines whether you want to use the account for tax-relevant postings and which types of taxes are allowed for that General Ledger account.	C
S K B1	WAERS	WAERS	Account currency	C U K Y	5	The account currency indicates the currency in which this account is held. If a currency other than the company code currency is specified, then you can only post items in that currency to this account e.g. foreign currency bank account or foreign currency loan. If the company code currency is specified, then you can post items in any currency to this account.	R
S K B1	XGKON	XGKON	Relevant to Cash Flow	C H A R	1	Indicator that determines that the G/L account is a cash flow-relevant account.	C
S K B1	XINTB	XINTB	Post Automatically Only	C H A R	1	This is selected for system accounts i.e. only where postings are made via account determination tables. This will ensure that there are only system postings and no manual adjustments to the account, eg GR/IR, inventory accounts, etc.	C
S K B1	XSPEB	XSPEB	Indicator: Is Account Blocked for Posting?	C H A R	1	An entry in this field means that the account is blocked for zum posting.	C
S K B1	XOPVW	XOPVW	Open Item Management	C H A R	1	Items posted to accounts managed on an open item basis are marked as open or cleared. The balance of these accounts is always equal to the balance of the open items.	C
S K B1	ZUAWA	ZUAWA	Sort Key	C H A R	3	This field determines how the system will populate the default assignment field during document entry. This is then used for information to aid with clearing open items by the allocation field in the document line item. Each G/L account type may require a different key specified here to best facilitate sorting / clearing requirements line items posted to it. Note that the Sort Key only populates the assignment field with a default value, and the assignment field will be overwritten when a new value is entered. This applies to all postings whether manual or interfaced.	C
S K B1	ALTKT	ALTKT	Alternative Account Number	C H A R	10	A freely definable field to be used to enter the account number from a country chart of accounts if a country chart of accounts is required for the company code.	C
S K B1	XMWNO	XMWNO	Indicator: Tax code is not a required field	C H A R	1	Indicates that the account can still be posted to even if a tax code has not been entered.	C
S K B1	XSALH	XSALH	Balances in Local Crncy Only	C H A R	1	Indicates that balances are updated only in local currency (LC) for all postings to the account. You set this indicator for accounts in which you do not want the system to update transaction figures separately by currency. Setting this indicator for accounts managed on an open item basis affects the clearing procedures. Clearing can only be done in local currency if the indicator is set. Setting this indicator for accounts which are line-item managed only affects the foreign currency revaluation. Accounts which only manage balances in local currency will not be taken into consideration in foreign currency revaluation runs towards local currency.	C
S K B1	TOGRU	TOGRU	Tolerance group	C H A R	4	Tolerance groups define the limits within which differences are accepted when clearing open items. Where this is active, differences are automatically posted to predefined accounts. Syensqo will use the default tolerance group "Blank" which means no tolerance limits will be specified for clearing. For GR/IR clearing accounts a tolerance group shall be assigned with minimal value tolerances to allow for clearing of open items with minor rounding differences.	C
S K B1	XLGLR	XLGLR	Open Item Management by Ledger Group	C H A R	1	Determines that journal entry line items are managed on an open item basis by ledger group for this G/L account.	C
S K B1	XKRES	XKRES	Indicator: Can Line Items Be Displayed by Account?	C H A R	1	Indicator: Can Line Items Be Displayed by Account?	

C S KB	KATYP	KATYP	Cost Element Category	C H AR	10	<p>The cost element category determines which cost elements can be used for which business transactions.</p> <p>Primary Cost Element Categories</p> <p>01: Primary costs / cost-reducing revenues - This cost element category is used for all primary expense postings and requires at least one real cost object to be specified in the line item details.</p> <p>11: Revenues - This cost element category is used for all revenue postings and requires a Margin Analysis characteristics or real billing elements to be specified as cost objects.</p> <p>12: Sales Deductions - This cost element category is used for all revenue deduction postings and requires a profit center to be specified as a COPA characteristic.. e.g. Sales Rebates</p> <p>Secondary Cost Element Categories</p> <p>21: Internal Settlement - This cost element category is used to settle project costs to objects in Controlling (CO), such as profitability segments, cost centers, and WBS elements.</p> <p>22: External Settlement - This cost element category is used to settle project costs to objects outside of Controlling (CO), such as G/L accounts, Fixed Assets or Materials.</p> <p>31: Order/Project Results Analysis - Enables order or project results analysis data to be saved to the relevant order or project.</p> <p>41: Overhead - This cost element category is used to allocate overhead costs from cost centers to orders.</p> <p>42: Assessments - This cost element category is used to allocate costs during assessment from a sender Cost Center to receivers (Cost Centers or WBS Elements).</p> <p>43: Internal Activity Allocation - This cost element category is used to allocate costs during internal activity allocation and for allocating process costs via an activity type to a receiver object.</p> <p>Statistical Cost Element Category:</p> <p>90: Statistical Cost Element for Balance Sheet Account - This cost element category is typically used for Fixed Asset Reconciliation Accounts or inventory accounts to update the Controlling module statistically with line items posted to those accounts for getting full visibility over directly capitalized expenditures in Controlling reports.</p>	C
C S KB	MGE FL	MGE FL	Record Quantity	C H AR	10	<p>Indicator defining whether the system issues a message if no quantity or quantity unit is specified for a postings.</p> <p>Note: Once you have specified this and a posting has occurred in the leading ledger fiscal year against the particular G/L account that has quantities recorded, although you can change the flag in the G/L account, the system will always use the original value set until the following leading ledger fiscal year.</p>	C

Data Cleansing

ID	Criticality	Error Message/Report Description	Rule	Output	Source System
N/A					

Conversion Process

When Data Source denotes DCT, no relevancy and extract rules to be applied in Syniti tool. DCT records will be collected by business Data Consultant.

Data Privacy and Sensitivity

Extraction

This data object does not exist (or cannot be converted from its current state). Therefore, this data is manually collected by the business directly in ADM/Syniti Data Construction page. This is to be conducted using DCT (Data Collection Template) in DSP Migrate.

Extraction Run Sheet

Req #	Requirement description	Team responsible
1.	Ensure DCT is collected for the GL Accounts COAs based on the collection template and maintained in ADM Construction page	Data team

Selection Screen

Selection Ref Screen	Parameter Name	Selection Type	Requirement	Value to be entered/set
N/A				

Data Collection Template (DCT)

Target Ready Data Collection Template will be created for GL Accounts data with exception of some fields which require transformation as mentioned in the transformation rule.

GL Account DCT Rules will be used by the data collectors for collecting data, nothing to be done in the Transformation in ADM.

Note: Constructed data will be imported into ADM Data Construction page(s).

There will be three pages -

1. Main page to contain the GL Account details with EN Language key Description
2. 2nd Page contains the Company Code Extension Data
3. Detailed Page will contain descriptions in various languages as they are collected.

DCT 1 (General data for GL Accounts)

T a b l e N a m e	Field Name	Field description	Rule	ToolTip
SKA1	KTOPL	Chart of Accounts	It is a Required Field, details given in the Target Design Segment.	Key that uniquely identifies a chart of account. At Syensqo, the following naming convention applies: 1.) COCA for the operational corporate CoA 2.) LOXX for country CoAs where XX represents the country code of the country CoA. The global Syensqo operational Chart of Accounts will be assigned as operational Chart of Accounts to all Syensqo entities. A maximum of one local CoA per country is permitted.
SKA1	SAKNR	G/L Account Number	It is a Required Field, details given in the Target Design Segment.	The G/L account number identifies the G/L account in a chart of accounts that must fall into the specified ranges as defined for the respective account group.
SKA1	GVTYP	P&L Statement Account Type	It is a Conditional field, details given in the Target Design Segment.	With the P&L statement account type, you determine the retained earnings account for each P&L account. The retained earnings account is used during year-end closing to calculate the company's result. If you are creating a P&L account, you must make an entry here.
SKA1	KTOKS	G/L Account Group	It is a Required Field, details given in the Target Design Segment.	The account group is a classifying feature within the G/L account master records. The account group determines the fields for the entry screens if you create or change a master record in the company code. The account group also determines in which number range the account number must be contained.
SKA1	XLOEV	Indicator: Account Marked for Deletion?	It is a Conditional field, details given in the Target Design Segment.	Indicator which specifies that master record data is to be deleted. The deletion must be carried out using the program for archiving G/L account master data. This program archives the master records that have been marked for deletion, providing there is no dependent data remaining in the system.
SKA1	XSPEA	Indicator: Account Is Blocked for Creation ?	It is a Conditional field, details given in the Target Design Segment.	An entry in this field causes the account to be blocked for creation in the specified company code.
SKA1	XSPEB_SK A1	Indicator: Is Account Blocked for Posting?	It is a Conditional field, details given in the Target Design Segment.	An entry in this field means that the account is blocked for posting at Chart of Account level.

S K A1	XSPEP	Indicator: Account Blocked for Planning ?	It is a Conditional field, details given in the Target Design Segment.	An entry in this field causes the account to be blocked for planning.
S K A1	FUNC _AREA	Functional Area	It is a Conditional field, details given in the Target Design Segment.	The functional area is required to create a profit and loss account in Financial Accounting using cost-of-sales accounting. The following are examples of structure criteria: Manufacturing Administration Sales Research and development
S K A1	GLAC COU NT_T YPE	Type of a General Ledger Account	It is a Required Field, details given in the Target Design Segment.	Specifies the general ledger account type that classifies the general ledger account. The following types are available (Financial Accounting modules where accounts are visible kept in brackets): X - Balance Sheet Account - Asset, liability, or equity B/S account. (FI only) C - Cash Account - Bank G/L Account (FI only) N - Non-operating Expense or Income - Below EBIT P&L Account (FI only) P - Primary Costs or Revenue - Above EBIT P&L Account (FI&CO) S - Secondary Costs - P&L Account (FI&CO)
S K A1	GLAC COU NT_S UBTY PE	Subtype of a G/L Account	It is a Conditional field, details given in the Target Design Segment.	Indicates the usage of an account that has the Cash Account G/L account type.
S K A1	MAIN _SAK NR	Bank Reconciliat ion Account	It is a Conditional field, details given in the Target Design Segment.	This field indicates the relationship between bank subaccounts and the main reconciliation accounts the bank subaccounts belong to. This field is only visible for accounts of G/L account subtype "Bank Subaccount" and is a mandatory input field for those accounts so the system can establish a connection between the sub-accounts and the main bank reconciliation account in the bank ledger.
S K AT	SPRAS	Language Key	It is a Required Field, details given in the Target Design Segment.	Language Key to be picked up for the relevant Language specific description to be maintained E - English (EN) F - French (FR) I - Italian (IT) 1- Chinese (ZN)
S K AT	TXT20	Short Text	It is a Required Field, details given in the Target Design Segment.	Short description of the G/L account. This should be used to provide a short text that will explain the use of the general ledger account. (Note: When used in reporting, if there is not enough space on the report, the short text can be displayed)
S K AT	TXT50	Long Text	It is a Required Field, details given in the Target Design Segment.	Long description of the G/L account. This field should be used to provide a more detailed description of the G/L account that intuitively explains the purpose of the account.

DCT 2 (Company Code Extension for GL Accounts)

T a b l e N a m e	Fi el d N a m e	Field description	Rule	ToolTip
C S K B K R S	K O K R S	Controllin g Area	It is a required field	Controlling area for syensqo - Default to CO01
S K A1	K T O P L	Chart of Accounts	It is a Required Field, details given in the Target Design Segment.	Key that uniquely identifies a chart of account. At Syensqo, the following naming convention applies: 1.) COCA for the operational corporate CoA 2.) LOXX for country CoAs where XX represents the country code of the country CoA. The global Syensqo operational Chart of Accounts will be assigned as operational Chart of Accounts to all Syensqo entities. A maximum of one local CoA per country is permitted.
S K B1	B U K R S	Company Code	It is a Required Field, details given in the Target Design Segment.	The company code is an organisational unit used in financial accounting representing Syensqo's independent legal entity or other entity as described in the Enterprise Structure Position Paper.

S K B1	S A K NR	G/L Account Number	It is a Required Field, details given in the Target Design Segment.	The G/L account number identifies the G/L account in a chart of accounts that must fall into the specified ranges as defined for the respective account group.
S K B1	F D G RV	Planning Group	It is a Conditional field, details given in the Target Design Segment	In cash management, G/L accounts as well as customer and vendor accounts are allocated to planning groups by means of an entry made in the master record. This is used for liquidity planning and reporting.
S K B1	F D L EV	Planning Level	It is a Conditional field, details given in the Target Design Segment	The planning level is used to control displays in Cash Management. The freely defined field is used to identify specific account groups in cash management.
S K B1	F S T AG	Field Status Group	It is a Required Field, details given in the Target Design Segment.	Field statuses are SAP's method to control which fields are required to have data in postings that are made to the general ledger account line items. It controls these fields by selecting them as suppressed, required or optional. Example of the fields are cost centre, text, material number, asset number, etc. - Suppressed: if this is selected, the field is not available for input. - Optional: if this is selected, the field is available for input but isn't mandatory. - Required: if this is selected, the field is mandatory for input.
S K B1	M IT KZ	Recon. Account for Acct Type	It is a Conditional field, details given in the Target Design Segment.	An entry in this field characterises the G/L account as a reconciliation account. The reconciliation means that this G/L account represents a subledger account for Accounts Receivable, Accounts Payable, or Fixed Assets. Only these types of reconciliation accounts should be selected.
S K B1	M W S KZ	Tax Category	It is a Conditional field, details given in the Target Design Segment.	Determines whether you want to use the account for tax-relevant postings and which types of taxes are allowed for that General Ledger account.
S K B1	W A E RS	Account currency	It is a Required Field, details given in the Target Design Segment.	The account currency indicates the currency in which this account is held. If a currency other than the company code currency is specified, then you can only post items in that currency to this account e.g. foreign currency bank account or foreign currency loan. If the company code currency is specified, then you can post items in any currency to this account.
S K B1	X G K ON	Relevant to Cash Flow	It is a Conditional field, details given in the Target Design Segment.	Indicator that determines that the G/L account is a cash flow-relevant account.
S K B1	XI N TB	Post Automati cally Only	It is a Conditional field, details given in the Target Design Segment.	This is selected for system accounts i.e. only where postings are made via account determination tables. This will ensure that there are only system postings and no manual adjustments to the account, eg GR/IR, inventory accounts, etc.
S K B1	X K R ES	Line Item Display	System Generated	An entry in this field means that the account is blocked for zum posting.
S K B1	X S P E B - S K B1	Indicator: Is Account Blocked for Posting?	It is a Conditional field, details given in the Target Design Segment.	Items posted to accounts managed on an open item basis are marked as open or cleared. The balance of these accounts is always equal to the balance of the open items.
S K B1	X O P VW	Open Item Manage ment	It is a Conditional field, details given in the Target Design Segment.	This field determines how the system will populate the default assignment field during document entry. This is then used for information to aid with clearing open items by the allocation field in the document line item. Each G/L account type may require a different key specified here to best facilitate sorting / clearing requirements line items posted to it. Note that the Sort Key only populates the assignment field with a default value, and the assignment field will be overwritten when a new value is entered. This applies to all postings whether manual or interfaced.

S K B1	Z U WA	Sort Key	It is a Conditional field, details given in the Target Design Segment.	A freely definable field to be used to enter the account number from a country chart of accounts if a country chart of accounts is required for the company code.
S K B1	A L KT	Alternative Account Number	It is a Conditional field, details given in the Target Design Segment.	Indicates that the account can still be posted to even if a tax code has not been entered.
S K B1	X M W NO	Indicator: Tax code is not a required field	It is a Conditional field, details given in the Target Design Segment.	Indicates that balances are updated only in local currency (LC) for all postings to the account. You set this indicator for accounts in which you do not want the system to update transaction figures separately by currency. Setting this indicator for accounts managed on an open item basis affects the clearing procedures. Clearing can only be done in local currency if the indicator is set. Setting this indicator for accounts which are line-item managed only affects the foreign currency revaluation. Accounts which only manage balances in local currency will not be taken into consideration in foreign currency revaluation runs towards local currency.
S K B1	X S A LH	Balances in Local Crcy Only	It is a Conditional field, details given in the Target Design Segment.	Tolerance groups define the limits within which differences are accepted when clearing open items. Where this is active, differences are automatically posted to predefined accounts. Syensqo will use the default tolerance group "Blank" which means no tolerance limits will be specified for clearing. For GR/IR clearing accounts a tolerance group shall be assigned with minimal value tolerances to allow for clearing of open items with minor rounding differences.
S K B1	T O G RU	Tolerance group	It is a Conditional field, details given in the Target Design Segment.	Determines that journal entry line items are managed on an open item basis by ledger group for this G/L account.
S K B1	X L B G C LR	Open Item Management by Ledger Group	It is a Conditional field, details given in the Target Design Segment.	Indicator: Can Line Items Be Displayed by Account?
C S KB T YP	K A C T YP	Cost Element Category	It is a Conditional field, details given in the Target Design Segment.	The cost element category determines which cost elements can be used for which business transactions. Primary Cost Element Categories 01: Primary costs / cost-reducing revenues 11: Revenues 12: Sales Deductions Secondary Cost Element Categories 21: Internal Settlement 22: External Settlement 31: Order/Project Results Analysis 41: Overhead 42: Assessments 43: Internal Activity Allocation Statistical Cost Element Category: 90: Statistical Cost Element for Balance Sheet Account
C S KB E FL	M G E FL	Record Quantity	It is a Conditional field, details given in the Target Design Segment.	Indicator defining whether the system issues a message if no quantity or quantity unit is specified for a postings.

DCT 3 (Language Specific Descriptions for GL Accounts)

GL Account Description in multiple Languages DCT Rules

Table Name	Field Name	Field description	Rule	Tooltip
------------	------------	-------------------	------	---------

SKA1	KTO PL	Chart of Accounts	It is a Required Field, details given in the Target Design Segment.	Key that uniquely identifies a chart of account. At Syensqo, the following naming convention applies: 1.) COCA for the operational corporate CoA 2.) LOXX for country CoAs where XX represents the country code of the country CoA. The global Syensqo operational Chart of Accounts will be assigned as operational Chart of Accounts to all Syensqo entities. A maximum of one local CoA per country is permitted.
SKA1	SAK NR	G/L Account Number	It is a Required Field, details given in the Target Design Segment.	The G/L account number identifies the G/L account in a chart of accounts that must fall into the specified ranges as defined for the respective account group.
SKAT	SPR AS	Language Key	It is a Required Field, details given in the Target Design Segment.	Language Key to be picked up for the relevant Language specific description to be maintained E - English (EN) F - French (FR) I - Italian (IT) 1- Chinese (ZN)
SKAT	TXT20	Short Text	It is a Required Field, details given in the Target Design Segment.	Short description of the G/L account. This should be used to provide a short text that will explain the use of the general ledger account. (Note: When used in reporting, if there is not enough space on the report, the short text can be displayed)
SKAT	TXT50	Long Text	It is a Required Field, details given in the Target Design Segment.	Long description of the G/L account. This field should be used to provide a more detailed description of the G/L account that intuitively explains the purpose of the account.

Note: Two construct pages are expected to be created in ADM to store GL Account list and texts in various languages to be stored in the sub-view.

Extraction Dependencies

As this object is fully collected into DCT, the section is not applicable.

Item #	Step description	Team responsible
1.	N/A	

Transformation

The Target fields are mapped to the applicable DCT field that will be its source.

Note: as this object is DCT, the mapping rule for all the fields is 'Copy' as described in the transform rule section. However, some reports are to be created and executed to ensure integrity in the data collected in DCT as described in 'Pre-load Data Validation' section.

This step identifies the transformation activity required to allow to make the data Target ready:

1. Prepare target-ready data in the target structure and format that is required for loading via prescribed Load Tool in the load section.
2. Produce the preload reports as requested in the 'Preload Data Validation' section.

Transformation Run Sheet

Item #	Step description	Team responsible
1.	Ensure all the fields that require value mapping, as stipulated Mapping tables, have the latest signed-off mapping files imported into toolMigrate.	Data team
2.	In tool, select the object GL_Account	Data team
3.	Go to Process Area Launch and select the object GL_Account	Data team
4.	Launch the Objects to execute transformation.	Data team
5.	Monitor the transformation progress and ensure performance and completion is within allowed timeframe	Data team
6.	Generate Pre-Load reports .	Data team
7.	Generate data load count.	Data team
8.	Log errors as defects, if any and address resolutions. Close defects.	Data team
9.	Re-transform and re-validate the Pre-load reports if necessary.	Data team

10.	Validate the transformed file as part of pre-load validation, raise data defects or provide the pre-load sign-off.	Business
11.	Analyse and resolve any pre-load defects logged by business.	Data team
12.	Repeat steps 6 to 11 if necessary	Data team
13.	Proceed to pre-load validations	Data team

Transformation Rules

The accounts will be given in a constructed dataset.

Note: Two separate load files to be produced - one for the **Local Country Chart of Accounts (KTOPL <- 'COCA')** and the other for the **Operational Chart of Accounts (KTOPL = 'COCA')**. An important point is to be noted here and that is **Local/Country chart of account** are not extended to company codes and therefore, there is no SKB1 (company code specific information) for these accounts.

Rule #	Source system	Source Table	Source Field	Source description	Target system	Target Table	Target Field	Target description	Transformation logic
1	ECC	CSKB	KOKRS	Controlling Area	S4HANA	CSKB	KOKRS	Controlling Area	Copy From the DCT File
2	ECC	SKA1	KTOPL	Chart of Accounts	S4HANA	SKA1	KTOPL	Chart of Accounts	Copy From the DCT File
3	ECC	SKA1	SAKNR	G/L Account Number	S4HANA	SKA1	SAKNR	G/L Account Number	Copy From the DCT file
4	ECC	SKA1	GVTyp	P&L Statement Account Type	S4HANA	SKA1	GVTyp	P&L Statement Account Type	Copy From the DCT file
5	ECC	SKA1	KTOKS	G/L Account Group	S4HANA	SKA1	KTOKS	G/L Account Group	Copy From the DCT file
6	ECC	SKA1	XLOEV	Indicator: Account Marked for Deletion?	S4HANA	SKA1	XLOEV	Indicator: Account Marked for Deletion?	Copy From the DCT file
7	ECC	SKA1	XSPEA	Indicator: Account Is Blocked for Creation ?	S4HANA	SKA1	XSPEA	Indicator: Account Is Blocked for Creation ?	Copy From the DCT file
8	ECC	SKA1	XSPEB	Indicator: Is Account Blocked for Posting?	S4HANA	SKA1	XSPEB	Indicator: Is Account Blocked for Posting?	Copy From the DCT file
9	ECC	SKA1	XSPEP	Indicator: Account Blocked for Planning ?	S4HANA	SKA1	XSPEP	Indicator: Account Blocked for Planning ?	Copy From the DCT file
10	ECC	SKA1	FUNC_AREA	Functional Area	S4HANA	SKA1	FUNC_AREA	Functional Area	Copy From the DCT file
11	ECC	SKA1	GLACCOUNT_TY PE	Type of a General Ledger Account	S4HANA	SKA1	GLACCOUNT_TY PE	Type of a General Ledger Account	Copy From the DCT file
12	ECC	SKA1	GLACCOUNT_SU BTYPE	Subtype of a G/L Account	S4HANA	SKA1	GLACCOUNT_SU BTYPE	Subtype of a G/L Account	Copy From the DCT file
13	ECC	SKA1	MAIN_SAKNR	Bank Reconciliation Account	S4HANA	SKA1	MAIN_SAKNR	Bank Reconciliation Account	Copy From the DCT file
14	ECC	SKAT	TXT20	Short Text	S4HANA	SKAT	TXT20	Short Text	Copy From the DCT file
15	ECC	SKAT	TXT50	Long Text	S4HANA	SKAT	TXT50	Long Text	Copy From the DCT file
16	ECC	SKB1	BUKRS	Company Code	S4HANA	SKB1	BUKRS	Company Code	Copy From the DCT file
17	ECC	SKB1	SAKNR	G/L Account Number	S4HANA	SKB1	SAKNR	G/L Account Number	Copy From the DCT file
18	ECC	SKB1	FDGRV	Planning Group	S4HANA	SKB1	FDGRV	Planning Group	Copy From the DCT file
19	ECC	SKB1	FDLEV	Planning Level	S4HANA	SKB1	FDLEV	Planning Level	Copy From the DCT file
20	ECC	SKB1	FSTAG	Field Status Group	S4HANA	SKB1	FSTAG	Field Status Group	Copy From the DCT file
21	ECC	SKB1	MITKZ	Recon. Account for Acct Type	S4HANA	SKB1	MITKZ	Recon. Account for Acct Type	Copy From the DCT file
22	ECC	SKB1	MWSKZ	Tax Category	S4HANA	SKB1	MWSKZ	Tax Category	Copy From the DCT file
23	ECC	SKB1	WAERS	Account currency	S4HANA	SKB1	WAERS	Account currency	Copy From the DCT file
24	ECC	SKB1	XGKON	Relevant to Cash Flow	S4HANA	SKB1	XGKON	Relevant to Cash Flow	Copy From the DCT file
25	ECC	SKB1	XINTB	Post Automatically Only	S4HANA	SKB1	XINTB	Post Automatically Only	Copy From the DCT file
26	ECC	SKB1	XSPEB	Indicator: Is Account Blocked for Posting?	S4HANA	SKB1	XSPEB	Indicator: Is Account Blocked for Posting?	Copy From the DCT file

27	ECC	SKB1	XOPVV	Open Item Management	S4HANA	SKB1	XOPVV	Open Item Management	Copy From the DCT file
28	ECC	SKB1	ZUAWA	Sort Key	S4HANA	SKB1	ZUAWA	Sort Key	Copy From the DCT file
29	ECC	SKB1	ALTKT	Alternative Account Number	S4HANA	SKB1	ALTKT	Alternative Account Number	Copy From the DCT file
30	ECC	SKB1	XMWNO	Indicator: Tax code is not a required field	S4HANA	SKB1	XMWNO	Indicator: Tax code is not a required field	Copy From the DCT file
31	ECC	SKB1	XSALH	Balances in Local Crncy Only	S4HANA	SKB1	XSALH	Balances in Local Crncy Only	Copy From the DCT file
32	ECC	SKB1	TOGRU	Tolerance group	S4HANA	SKB1	TOGRU	Tolerance group	Copy From the DCT file
33	ECC	SKB1	XLGCLR	Open Item Management by Ledger Group	S4HANA	SKB1	XLGCLR	Open Item Management by Ledger Group	Copy From the DCT file
34	ECC	CSKB	KATYP	Cost Element Category	S4HANA	CSKB	KATYP	Cost Element Category	Copy From the DCT file
35	ECC	CSKB	MGEFL	Record Quantity	S4HANA	CSKB	MGEFL	Record Quantity	Copy From the DCT file

Transformation Mapping

As the data for this object is fully collected, there is no need of mapping for any field.

Mapping Table Name	Mapping Table Description
N/A	

Transformation Dependencies

List the steps that need to occur before transformation can commence

Item #	Step Description	Team Responsible
N/A		

Note: Generate Load file into the format of migration cockpit upload template as attached in the Load Segment.

Pre-Load Validation

Project Team

Completeness

Task	Action
Generation of Pre-load reports	<p><u>Mandatory field check.</u> GL Accounts COAs are mapped to new values</p> <ul style="list-style-type: none"> • All the required fields described in DCT are part of mandatory check preload reports • All the conditional fields described in DCT are part of mandatory check preload reports <ul style="list-style-type: none"> ◦ Check SKA1-GVTYP = 'X' for GLACCOUNT_TYPE = 'P' and SKA1-GVTYP = blank/ Null for GLACCOUNT_TYPE <> 'P' ◦ Check SKA1-GLACCOUNT_TYPE = 'C', SKA1-GLACCOUNT_SUBTYPE IN ('B', 'S') ◦ Check SKB1-BUKRS field is filled ◦ Check SKAT-SPRAS is filled and can be found in T002 check table ◦ check SKAT-TXT20 and SKAT-TXT50 are filled ◦ Check SKB1-FSTAG is filled ◦ Check SKA1-GLACCOUNT_TYPE filled in with only values as 'X', 'N', 'P', 'S', 'C' ◦ Check SKB1-KATYP is filled when SKA1-GLACCOUNT_TYPE = 'P' ◦ Country-specific accounts from the operational CoA (starting with 'XX' (country code) in the G/L description) are only extended to entities in the respective countries.

Record Count	<p><u>Record Count</u></p> <p>Confirm the record counts in preload summary report</p> <ul style="list-style-type: none"> • Total Records: to be filled in the preload file summary sheet • Valid Records: to be filled in the preload file summary sheet • Invalid Records: to be filled in the preload file summary sheet
---------------------	---

Accuracy

Task	Action
Mandatory field mapping and transformation	Check all mandatory fields have values configured in the target.

Business

Completeness

Task	Action
Verify record count in Pre-load reports by region	Confirm the Preload File contains all the records in scope of migration (Based on list of GL Accounts COAs mapped from old to new).

Accuracy

Task	Action
Conversion accuracy	Manual Check to be done.

Load

Loading will be done through migration cockpit and therefore, data from the transformation export view to be exported into the load file format.

4 export views to be prepared based on the field list from the load template ([Source data for FI - GL account \(1\).XML](#)) attached.

1. Create export view for the general data of country Chart of Account (Load Template tab name is 'General Data') and applicable for chart of account - KTOPL not equal to 'COCA'.
2. Create export view for the general data of operational chart of account (Load Template tab name is 'General Data') and applicable only for Chart of Account - KTOPL 'COCA'
3. Create export view for the company code data of operational chart of account (Load Template Tab name is 'Company Code Data') - KTOPL not equal to 'COCA'.
4. Create export view for the controlling area segment where cost element category is not null. Controlling area is defaulted to 'CO01'. (Load Template tab name is 'Controlling Area Data') - KTOPL not equal to 'COCA'. **Note:** Get distinct records for combination Chart of account , GL Account and Controlling area when export view is generated.
5. Create export view for the Texts of GL Accounts in various languages (Load template tab name is 'Account Names') - Applicable for all Chart of accounts.

Note: 2nd template([Source data for FI - GL account - extend existing record by new org levels \(1\).XML](#)) is attached to just extend to a new company code. (this is not to be used but can be used on exception basis in case there is a need to extend existing accounts to new company codes)



Source data for F...L account (1).xml



Source data for F...rg levels (2).xml

The load process includes:

1. Execute the automated data load into target system using load tool or produce the load file if the loading of records to be done using LTMC cockpit object of GL Accounts COA.
2. Once the data is loaded to the target system, it will be extracted and prepared for Post Load Data Validation with side by side check of each fields in scope of the objects with fields to be displayed as XXXX_DCT, XXXX_S4HANA, XXXX_MATCH (As TRUE or FALSE) with an additional column denoting fields not matching and status of loading in S/4HANA as LOADED_IN_S4HANA (As TRUE or FALSE)

Load Run Sheet

Item	Step description	Team responsible
1	Ensure the load tools are transported into the correct tool instance.	Data team
2	Ensure DCTs and all required mappings are submitted and complete	Data team
3	Ensure Pre-load sign-offs are obtained.	Data team
4	Execute upload of Local Country GL Accounts COA Object using Migration Cockpit Object for GL Accounts COA Upload	Data team
5	Execute upload of Operational GL Accounts COA Object using Migration Cockpit Object for GL Accounts COA Upload	Data team
5	Generate the post load reports in tool.	Data team
6	Log errors as defects, if any and address resolutions. Close defects.	Data team
7	Resolve defects by reupload and re-generate post load reports if necessary.	Data team
8	Business to validate the post load files as part of post-load validation, raise data defects or provide the post-load sign-off.	Business
9	Repeat steps 5 to 7 if necessary.	Data team

Load Phase and Dependencies

Configuration

Item #	Configuration item
1.	N/A

Conversion Objects

Object #	Preceding Object Conversion Approach
N/A	

Error Handling

Error type	Error description	Action taken
N/A		

Post-Load Validation

Project Team

Completeness

Task	Action
Reconciliation of Record Count	<p><u>Record Count</u></p> <p>Confirm the record counts in Post-Load summary report</p> <ul style="list-style-type: none"> • Total Records: To be filled in the Post-Load File Summary Sheet • Valid Records: To be filled in the Post-Load File Summary Sheet • Invalid Records: To be filled in the Post-Load File Summary Sheet

Accuracy

Task	Action
Check values in key fields for accuracy	<p>Post-load reports will have the same structure as the load file and some additional columns as required to facilitate the post load validation.</p> <p>Leverage on tool to create a Post Load report that reports S/4HANA loaded records along with the legacy values side-by-side to allow for 100% check of all these fields in the shortest possible time.</p> <p><u>Any</u> mismatch will be reported under the Post Load - Error report.</p>

Business

Completeness

Task	Action
Record Count Check	<p>Review the record count report from the Data Team and ensure it is correct by cross-checking with the record count confirmed during Pre-load Business Validations</p> <p>Business may also run transaction code SE16N.</p>

Accuracy

Task	Action
Spot check	Take a sample list of GL accounts and verify them on the SAP GUI tcode FS00 or using fiori app 'Manage G/L Account Master Data'

Key Assumptions

- Master Data Standard is up to date as on the date of documenting this conversion approach and data load.

Change log

Version	Published	Changed By	Comment
CURRENT (v. 54)	Feb 18, 2026 10:37	LARU-ext, Soumen	
v. 53	Feb 18, 2026 10:33	LARU-ext, Soumen	
v. 52	Feb 18, 2026 04:12	LARU-ext, Soumen	
v. 51	Feb 16, 2026 14:42	LARU-ext, Soumen	
v. 50	Feb 16, 2026 13:24	LARU-ext, Soumen	
v. 49	Feb 16, 2026 13:23	LARU-ext, Soumen	
v. 48	Feb 16, 2026 02:05	LARU-ext, Soumen	
v. 47	Feb 16, 2026 02:00	LARU-ext, Soumen	
v. 46	Nov 29, 2025 00:56	LARU-ext, Soumen	
v. 45	Nov 29, 2025 00:51	LARU-ext, Soumen	





[Go to Page History](#)

Workflow history

Title	Last Updated By	Updated	Status
There are no pages at the moment.			

Workflow history

This view shows the 5 most recent entries. The complete workflow log is available from the 'Document Activity' menu item.

Apr 02, 2026	Actor	Type	Activity	Version
Approved	 SHARMA-ext, Swati	State	changed state to Approved at 1:07 pm	v54
Revision under Review	 SHARMA-ext, Swati	State	gave <i>Minor change</i> approval at 1:07 pm	
		State	changed state to Revision under Review at 1:07 pm	v54
Mar 18, 2026				
Revision in Progress	WENNINGER-ext, Sascha	State	changed state to Revision in Progress at 5:43 pm	v54
From Nov 19, 2025 to Feb 18, 2026				
Edited following Approval	 LARU-ext, Soumen	Edit	updated the page at 11:55 am	
	 LARU-ext, Soumen	State	changed state to Edited following Approval at 10:55 am	v39