



ERP-1630 System Interface - IndependentDemand.tab interface to Maestro

Status	Approved
Owner	BROWN-ext, Kevin
Stakeholders	NARAHARI-ext, Bhargavi GARG-ext, Praful
Jira Request ID	<div style="border: 1px solid orange; padding: 5px;">  ERP-1164 - Jira project doesn't exist or you don't have permission to view it. </div>
Jira Development ID	<div style="border: 1px solid orange; padding: 5px;">  ERP-1630 - Jira project doesn't exist or you don't have permission to view it. </div>

High- Level Specification

Implementing System	Kinaxis Maestro
Invoked by/Invokes	<div style="border: 1px solid orange; padding: 5px;">  ERP-1623 - Jira project doesn't exist or you don't have permission to view it. </div>
Business Process Reference	04.04.06.01. Data provisioning ERP to Maestro

Functional Overview


The Independent Demand table identifies demand not directly related to demand for other parts. They represent open quantities on a sales order, materials that have been completed and issued to a sales order but not have been removed from site. Work orders that have been completed and closed for current month will be included also, to ensure we have right forecast consumption data.

Scope and Objectives

The scope of this interface is between Global Integration Suite and Maestro. This document includes details of the IndependentDemand.tab object.

The objective is to populate the IndependentDemand and it's referenced tables based on the file provided by Global Integration Suite.

Process Flow Diagram

 draw.io

Source page access restriction: Click the link below to check if the page is accessible.

</display/ER/ERP-1667+System+Interface++ScheduledReceiptPO.tab+interface+to+Maestro>

Step	Description
------	-------------

1	Global Integration Suite transfers transformed Composites / Rest of World data from S/4, and performs some formatting, and sends the data to Maestro.
2	China Integration Suite transfers transformed China data from S/4, and performs some formatting, and sends the data to Maestro.
3	Transferred files will be sent to Maestro's Client SFTP server. This sits outside of the Maestro firewall and is accessible by client using a user id/ password. Files are transferred from this component to the Planning Server SFTP by a Kinaxis automatic process once the trigger file has been placed (see below)
4	Files are moved to this SFTP server automatically, where they await loading into Maestro.
5	Maestro uses the configured DSM (Data Sources and Mapping) setup to load the data into the IndependentDemand table, with the load initiated either manually or through a scheduled system task.
6	The Data Tables which store information in Maestro

Assumptions

See [OnHand.tab System Interface](#) document for assumptions.

Dependencies

See [OnHand.tab System Interface](#) document for dependencies.

Security, Integrity and Controls

See [Application Architecture Kinaxis Maestro](#) for security requirements for SFTP/REST based authentication and security.

Configuration Requirements

The Data Sources and Mapping for this interface should be configured once, according to the structure in the Data Structure section below.

The Data Model needs to be configured with the Syway-specific fields shown in the Data Model Custom Fields section below.

Special Requirements

None

Design Rationale

The base of this design has been taken from the existing Maestro implementation, as designed during the Advanced Planning System (APS) Project.

A fit-gap analysis was undertaken within Syway, and changes were identified which have been incorporated into the Syway spec as shown.

API Use

The data object provided by either Integration Suite will be **consumed** by Maestro.

For more information see the [Data Integration Document](#).

Data Structure

The following Maestro fields will be populated by the file provided by Integration Suite:

Column Number	Field Name	Technical Field Name	Data Type	Key	Field Type	Autocreate	Description
0	Control Set	Status. ControlSet. Value	FixedValue	N	Fixed	N	The control set associated with this record
1	Line	Line	String	Y	ExtractField	Default	A unique identifier associated with each IndependentDemand record with the same Order.Id
2	Order Id	Order.Id	String	Y	ExtractField	Y	A value that identifies an order number for an IndependentDemand record

3	Order Site	Order.Site.Value	String	Y	ExtractField	N	The site this demand order relates to.
3	Batch Site	Batch.Part.Site.Value	String	N	ExtractField	N	The site associated with this part. This field is a reference to the Value field on the Site table.
3	Part Site	Part.Site.Value	String	N	ExtractField	N	The site associated with this part. This field is a reference to the Value field on the Site table.
4	Order Type	Order.Type.Value	String	Y	ExtractField	N	A value that determines the processing policies of demand.
5	Customer Id	Order.Customer.Id	String	N	ExtractField	N	A value that identifies the customer.
6	Batch Part	Batch.Part.Name	String	N	ExtractField	N	The part that belongs to this batch record.
6	Part	Part.Name	String	N	ExtractField	N	Part number or item number.
7	Unit Selling Price	UnitSellingPrice	Money	N	ExtractField	Default	The unit price for this line item.
8	Due Date	DueDate	Date	N	ExtractField	Default	The date the order is scheduled to be completed to stock.
9	Request Date	RequestDate	Date	N	ExtractField	Default	The date by which the order would need to be completed to stock in order to ensure it can be shipped in time to meet the customer's requested date.
10	Quantity	Quantity	Quantity	N	ExtractField	Default	The amount still to be delivered.
11	Shipped Quantity	ShippedQuantity	Quantity	N	ExtractField	Default	The quantity that has already been shipped.
12	Status	Status.Value	String	N	ExtractField	N	A value for this type of DemandStatus.
13	Customer Request Date	CustomerRequestDate	Date	N	ExtractField	Default	The date on which the customer wants to receive delivery of the order at their location.
14	Batch	Batch.Id	String	N	ExtractField	Y	The identifier for this batch record.
15	Order Priority	Order.Priority.Value	String	N	ExtractField	N	The priority associated with this demand - Consider Using delivery priority and importing into this field.
16	Saved Priority	SavedPriority.Value	String	N	ExtractField	N	Duplicates OrderPriority, load with same data as OrderPriority. Not used by any algorithms, but may be used by Maestro legacy applications.

File Formats

See *File Formats - SFTP* section in the [Data Integration Document](#).

Data Model IndependentDemand table settings:

Allow Data update to:		Currency		
Insert, Modify and Delete records	Insert and Modify records only	Allow automatic record creation	Determined by Maestro	Expression
Y	-	N	Y	-

Data Model IndependentDemand custom fields:

Field name	Description	Data type	Key
RevenueRecognitionDate	Calculated field	Date	N

Processing Logic

See *Processing Logic - SFTP* section in the [Data Integration Document](#).

Delta or Full Load Requirements

The preference is to do a full load.

For more information on the difference between Full and Delta loads, see the *Full Loads and Delta Loads - SFTP* section in the [Data Integration Document](#).

Interface Alert & Monitoring

See the *Interface Alert & Monitoring - SFTP* section in the [Data Integration Document](#),

Language Requirements

None

User Interface Requirements

Not required.

Sequencing

Reference tables to support IndependentDemand table data have to be either loaded manually before loading the IndependentDemand table or at the same time as the IndependentDemand table is loaded or set to be created automatically in data model or in DSM.

Below tables need to be taken into account before IndependentDemand table data load:

Table	SyWay configuration
DemandOrder	Set to allow automatic record creation
Part	Auto create not allowed
Customer	Auto create not allowed
Site	Auto create not allowed
DemandStatus	Control table; Auto create not allowed
DemandType	Control table; Auto create not allowed
Batch	Set to allow automatic record creation

Volumetrics

Current APS Volume of IndependentDemand records is 1,043,268.

This value is expected to grow by 1-2% per year.

Performance Consideration

N/A

Error Handling

See [Interface Alert & Monitoring](#) section.

Testing

How to Test

See [OnHand.tab System Interface](#) document for information on how to test.

There are no IndependentDemand-specific testing requirements.

Test Conditions and Expected Results

1	Data Load Successful	The Data in the data file matches the data in the Maestro table, and there are no errors.											
2	Data File contains 0 records	The Data Update should fail with a status of Pending.											
3	Data File contains invalid references (or other error)	<p>The Data Update should Fail, the invalid references should be visible in the error log and the records with the error are not loaded into Maestro, and an alert is sent to the Admin team <Or whatever action is needed></p> <p>Fields for IndependentDemand.tab which should be checked for invalid references are shown in the Data Structure table above as "Ref String" and are:</p> <table border="1" style="margin-left: 20px;"> <tr><td>Order.Site.Value</td></tr> <tr><td>Part.Name</td></tr> <tr><td>Part.Site.Value</td></tr> <tr><td>Order.Type.Value</td></tr> <tr><td>Order.Customer.Id</td></tr> <tr><td>Batch.Part.Name</td></tr> <tr><td>Status.Value</td></tr> <tr><td>OrderPriority.Value</td></tr> <tr><td>SavedPriority.Value</td></tr> <tr><td>Status.ControlSet.Value</td></tr> <tr><td> </td></tr> </table>	Order.Site.Value	Part.Name	Part.Site.Value	Order.Type.Value	Order.Customer.Id	Batch.Part.Name	Status.Value	OrderPriority.Value	SavedPriority.Value	Status.ControlSet.Value	
Order.Site.Value													
Part.Name													
Part.Site.Value													
Order.Type.Value													
Order.Customer.Id													
Batch.Part.Name													
Status.Value													
OrderPriority.Value													
SavedPriority.Value													
Status.ControlSet.Value													
4	Data file contains duplicates	The IndependentDemand.tab file must be checked further for data uniqueness with respect to the key fields, in case data is available in file but not in Maestro											

Test Considerations/Dependencies

Dependent files should already be loaded into Maestro for these tests to complete. See [Sequencing](#) section above.

Other Information

Development Details

Package

Package Name	Parent Package

Other Development Objects

Object Type	Object Name	Purpose/High Level Logic	Design Rationale Reference

Appendix

See also

File **Modified**






No files shared here yet.

Change log

Version	Published	Changed By	Comment
CURRENT (v. 8)	Apr 15, 2026 09:52	KAVLEKAR-ext, Nihaal	Updated the Data Structure section
v. 7	Apr 15, 2026 09:50	KAVLEKAR-ext, Nihaal	
v. 6	Apr 10, 2026 11:58	KAVLEKAR-ext, Nihaal	Updated the Data Structure section
v. 5	Apr 02, 2026 14:36	KAVLEKAR-ext, Nihaal	Updated the Delta or Full load Requirement section
v. 4	Mar 12, 2026 09:25	KAVLEKAR-ext, Nihaal	
v. 3	Feb 18, 2026 13:47	KAVLEKAR-ext, Nihaal	
v. 2	Feb 10, 2026 13:27	MOHAMOUD-ext, Ahmed	
v. 1	Feb 06, 2026 09:34	KAVLEKAR-ext, Nihaal	

Workflow history

This view shows the 5 most recent entries. The complete workflow log is available from the 'Document Activity' menu item.

Apr 24, 2026	Actor	Type	Activity	Version
Approved	 NARAHARI-ext, Bhargavi	State	changed state to Approved at 6:23 pm	v8
Lead Approval	 NARAHARI-ext, Bhargavi	State	gave <i>POD Lead Review</i> approval at 6:23 pm	
Apr 20, 2026				
	 JAIN-ext, Dhiraj	State	changed expiry date to '27 Apr, 2026 12:23 pm' at 12:23 pm	
		State	changed state to Lead Approval at 12:23 pm	v8
Tech Review of Updates	 JAIN-ext, Dhiraj	State	gave <i>Minor change</i> approval at 12:23 pm	
Apr 15, 2026				
	 KAVLEKAR-ext, Nihaal	Edit	updated the page at 9:50 am	