

CNV-9001 Maintenance Plan Start

Status	Approved
Owner	PUN-ext, Eddy
Stakeholders	ERGUIZA-ext, Pinky Love TEE-ext, Paul JOSHI-ext, Aditya VILARES, ines LEIGHTON-ext, Dean LAKKAD-ext, Anirudh STEF ANESCU-ext, Aurelia MOUSSA-ext, Eva

Purpose

The purpose of this document is to define the conversion approach to load Maintenance Plan Start object in order to Start the Maintenance Plans in S/4 HANA.

The purpose of the Maintenance Plan Start is to initiate the creation of Work Orders based on the criteria specified in the Maintenance Plans.

Maintenance Plans for Syensqo are defined with the purpose of:

- Preventive Plans - Used for Time Based and Condition based Preventive Maintenance with a defined Strategy
- Shutdown Plans - Shutdown Plans with a Defined Strategy

Conversion Scope

The conversion scope covers the approach for loading Maintenance Plan Start object in S/4 HANA system.

The data from legacy system includes:

1. All relevant Maintenance Plans (MPLA-WARPL) in MHIS table, with the next planned call record after the call that has been completed

The data from legacy system excludes:

1. Inactive Maintenance Plans </Start CR0438> (System-Status-TJ02T-TXT04=INAC JEST-STAT = 'INAC' and (JEST-INAC <> 'X') </End CR0438>)
2. Maintenance Plans (MPLA-WARPL) to be Excluded (Exclusion List Mapping: EXC-Maintenance Plan Start) from getting started

List of Tables to extract for this object is maintained here: [Extract Table Register](#).

List of source systems and approximate number of records

Source	Scope	Source Approx No. of Records	Target System	Target Approx No. of Records
PF2, WP2	Relevant Maintenance Plan for Maintenance Plan Start will be extracted from PF2 and WP2, which include the following scenarios (not exhaustive): <ul style="list-style-type: none"> • Legacy Strategy Plans > S/4 Strategy Plans (with no further enrichment in the items and packages) • Legacy Single Cycle Plans > S/4 Strategy Plans (with only 1 package assigned) 	70,000	S/4 HANA	70,000
DCT	Maintenance Plan for Maintenance Plan Start for plants which do not have data existing from PF2 and WP2	TBD	S/4HANA	TBD
DCT	Relevant Maintenance Plan for Maintenance Plan Start for plants which have data existing from PF2 and WP2 which fail pre-load validation during transformation. These data require business decision and may fall under the following example scenarios (not exhaustive): <ul style="list-style-type: none"> • Maintenance Plans in legacy without scheduled calls all the way to the Business Continuity Cutoff Date • Legacy Single Cycle Plans > S/4 Strategy Plans (with more than 1 package assigned) • Legacy Strategy Plans > S/4 Strategy Plans (with enrichment in the items and packages) 	TBD	S/4HANA	TBD

Additional Information

Multi-language Requirement

Not Applicable

Document Management

Not Applicable

Legal Requirement

Not Applicable

Special Requirements

Not Applicable

Target Design

The technical design of the target for this conversion approach.

Table	Field	Data Element	Field Description	Data Type	Length	Requirement
MHIS	WARPL	WARPL	Maintenance Plan	CHAR	12	Mandatory
-	ZWERKS	WERKS	Plant	CHAR	4	Mandatory
MHIS	LRMDT	LRMDT	Date of Last Completion in Maintenance Plan	DATS	8	Conditional
MHIS	OFFZE	OFFZE	Offset with Start in Cycle	FLTP	16	Conditional
MHIS	ADUNIT	DZEIEH	Unit for the Performance of Maintenance Tasks	CHAR	3	Conditional
MHIS	RZAEH	RZAEH	Completion Counter Reading	FLTP	16	Conditional
-	KEEP	-	Keep or Delete Calls on Hold	CHECKBOX	1	Conditional
MHIS	NPLDA	NPLDA	Next Planned Date	DATS	8	Display only for validation.
MHIS	ZZAEHL	PAKETZAEHL	Maintenance Package Number (combined)	CHAR	40	Display only for reference. This custom field will contain list of all packages for the next call, separated by a single space (' ')

Data Cleansing

ID	Criticality	Error Message /Report Description	Rule	Out
----	-------------	-----------------------------------	------	-----

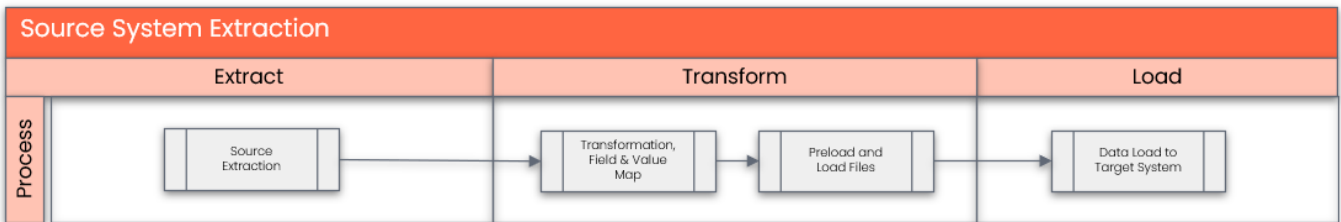
9001-001	C1	Relevant and Active Maintenance Plan is not scheduled until Business Continuity Cutoff Date.	<p>Active Maintenance Plan is defined by System Status TJ02T-TXT04 <> INAC</p> <p>Business Continuity Cutoff Date is defined by parameter (MHIS-NPLDA).</p> <p>Based on all the relevant and active Maintenance Plans in MHIS table, identify what is the latest Plan Date (MHIS-NPLDA). If the date is before the Business Continuity Date parameter, this is an error.</p> <p>In this example scenario, the latest Plan Date for consideration of this report is 13 September 2026.</p> <table border="1"> <thead> <tr> <th>MntPlan</th> <th>Call N...</th> <th>Pack...</th> <th>PlanDate</th> <th>SchTyp</th> <th>CycleStart</th> <th>Compl.Date</th> <th>Offset</th> </tr> </thead> <tbody> <tr><td>CZ20569</td><td>19</td><td>05</td><td>11.07.2024</td><td>T</td><td>01.07.2020</td><td>10.07.2024</td><td>1,2441600000000000E+08</td></tr> <tr><td>CZ20569</td><td>20</td><td>03</td><td>08.10.2024</td><td>T</td><td>01.07.2020</td><td>15.09.2024</td><td>1,3219200000000000E+08</td></tr> <tr><td>CZ20569</td><td>21</td><td>04</td><td>14.12.2024</td><td>T</td><td>01.07.2020</td><td>17.12.2024</td><td>1,3996800000000000E+08</td></tr> <tr><td>CZ20569</td><td>22</td><td>03</td><td>17.03.2025</td><td>T</td><td>01.07.2020</td><td>28.02.2025</td><td>1,4774400000000000E+08</td></tr> <tr><td>CZ20569</td><td>23</td><td>05</td><td>29.05.2025</td><td>T</td><td>01.07.2020</td><td>20.06.2025</td><td>1,5552000000000000E+08</td></tr> <tr><td>CZ20569</td><td>24</td><td>03</td><td>18.09.2025</td><td>T</td><td>01.07.2020</td><td>14.09.2025</td><td>1,6329600000000000E+08</td></tr> <tr><td>CZ20569</td><td>25</td><td>04</td><td>13.12.2025</td><td>T</td><td>01.07.2020</td><td>17.12.2025</td><td>1,7107200000000000E+08</td></tr> <tr><td>CZ20569</td><td>26</td><td>03</td><td>17.03.2026</td><td>T</td><td>01.07.2020</td><td></td><td>1,7884800000000000E+08</td></tr> <tr><td>CZ20569</td><td>27</td><td>05</td><td>15.06.2026</td><td>T</td><td>01.07.2020</td><td></td><td>1,8662400000000000E+08</td></tr> <tr><td>CZ20569</td><td>28</td><td>03</td><td>13.09.2026</td><td>T</td><td>01.07.2020</td><td></td><td>1,9440000000000000E+08</td></tr> </tbody> </table> <p><i>Note: Business to either set the Maintenance Plan to Inactive if not required to be started, or schedule the Maintenance Plan until after the Business Continuity Cutoff Date</i></p>	MntPlan	Call N...	Pack...	PlanDate	SchTyp	CycleStart	Compl.Date	Offset	CZ20569	19	05	11.07.2024	T	01.07.2020	10.07.2024	1,2441600000000000E+08	CZ20569	20	03	08.10.2024	T	01.07.2020	15.09.2024	1,3219200000000000E+08	CZ20569	21	04	14.12.2024	T	01.07.2020	17.12.2024	1,3996800000000000E+08	CZ20569	22	03	17.03.2025	T	01.07.2020	28.02.2025	1,4774400000000000E+08	CZ20569	23	05	29.05.2025	T	01.07.2020	20.06.2025	1,5552000000000000E+08	CZ20569	24	03	18.09.2025	T	01.07.2020	14.09.2025	1,6329600000000000E+08	CZ20569	25	04	13.12.2025	T	01.07.2020	17.12.2025	1,7107200000000000E+08	CZ20569	26	03	17.03.2026	T	01.07.2020		1,7884800000000000E+08	CZ20569	27	05	15.06.2026	T	01.07.2020		1,8662400000000000E+08	CZ20569	28	03	13.09.2026	T	01.07.2020		1,9440000000000000E+08	<p>Maintenance Plan, Latest Call Number, Latest Plan Date</p> <p>Note: Plant derive from 1 plant one of the Maintenance It (MPC IWER)</p>
MntPlan	Call N...	Pack...	PlanDate	SchTyp	CycleStart	Compl.Date	Offset																																																																																					
CZ20569	19	05	11.07.2024	T	01.07.2020	10.07.2024	1,2441600000000000E+08																																																																																					
CZ20569	20	03	08.10.2024	T	01.07.2020	15.09.2024	1,3219200000000000E+08																																																																																					
CZ20569	21	04	14.12.2024	T	01.07.2020	17.12.2024	1,3996800000000000E+08																																																																																					
CZ20569	22	03	17.03.2025	T	01.07.2020	28.02.2025	1,4774400000000000E+08																																																																																					
CZ20569	23	05	29.05.2025	T	01.07.2020	20.06.2025	1,5552000000000000E+08																																																																																					
CZ20569	24	03	18.09.2025	T	01.07.2020	14.09.2025	1,6329600000000000E+08																																																																																					
CZ20569	25	04	13.12.2025	T	01.07.2020	17.12.2025	1,7107200000000000E+08																																																																																					
CZ20569	26	03	17.03.2026	T	01.07.2020		1,7884800000000000E+08																																																																																					
CZ20569	27	05	15.06.2026	T	01.07.2020		1,8662400000000000E+08																																																																																					
CZ20569	28	03	13.09.2026	T	01.07.2020		1,9440000000000000E+08																																																																																					

Note: List of Cleansing is maintained here: [Conversion Specs Register \(DCT & Cleansing Report\)](#)

Conversion Process

The high-level process is represented by the diagrams below.

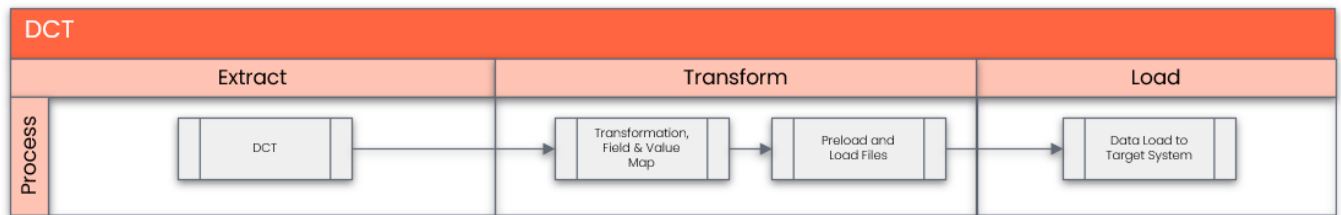
The following represents the high-level process for Source System Extraction:



Relevant Maintenance Plan for Maintenance Plan Start will be extracted from PF2 and WP2, which include the following scenarios (not exhaustive):

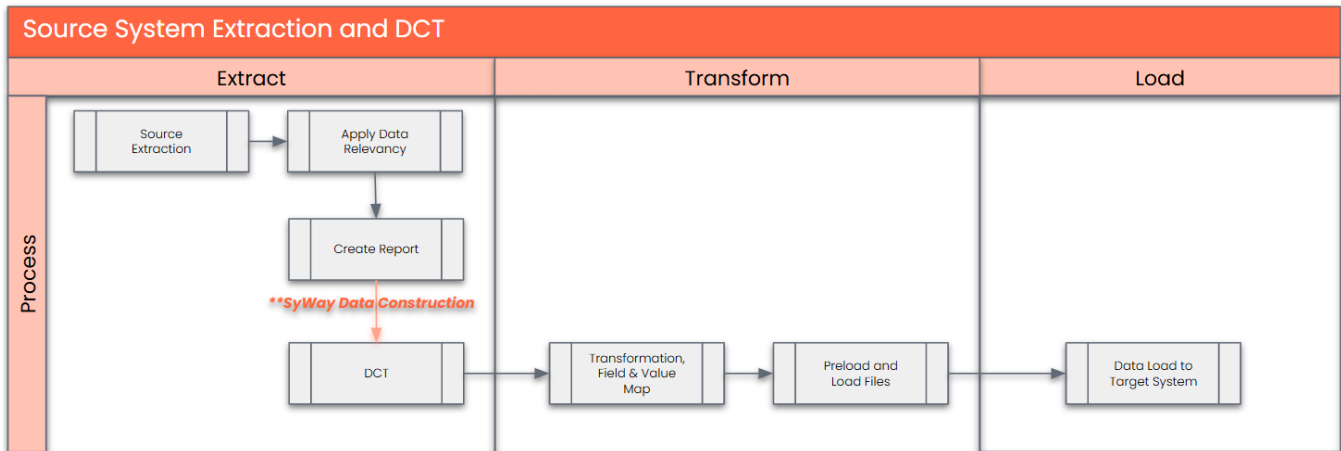
- Legacy Strategy Plans > S/4 Strategy Plans (with no further enrichment in the items and packages)
- Legacy Single Cycle Plans > S/4 Strategy Plans (with only 1 package assigned)

The following represents the high-level process for DCT:



Collection will be done manually in the Data Collection Template for the following scenarios:

- For sites not on SAP-PF2 or WP2 systems



Collection will be done manually in the Data Collection Template for the following scenarios:

- Relevant Maintenance Plan for Maintenance Plan Start for plants which have data existing from PF2 and WP2 which fail pre-load validation during transformation. These data require business decision and may fall under the following example scenarios (not exhaustive):
 - Maintenance Plans in legacy without scheduled calls all the way to the Business Continuity Cutoff Date
 - Legacy Single Cycle Plans migrated as S/4 Strategy Plans (with more than 1 package assigned)
 - Legacy Strategy Plans migrated as S/4 Strategy Plans (with enrichment in the items and packages)

Data Privacy and Sensitivity

Not Applicable.

Extraction

Extract data from a source into Advanced Data Migration and Management (ADMM). There are 2 possibilities:

1. The data exists. ADMM connects to the source and loads the data into ADMM . There are 3 methods:
 - a. Perform full data extraction from relevant tables in the source system(s).
 - b. Perform extraction through the application layer.
 - c. Only if ADMM cannot connect to the source, data is loaded to the repository from the provided source system extract/report.
2. The data does not exist (or cannot be converted from its current state). The data is manually collected by the business directly in ADMM . This is to be conducted using DCT (Data Collection Template) in ADMM

The agreed Relevancy criteria is applied to the extracted records as reference point to identify the records that are applicable for the data construction in the DCT.

Extraction Run Sheet

Req #	Requirement Description	Team Responsible
1	Extract data from source system based on relevancy rule	SyWay Data Team
2	Google Sheet report pre-populated with PF2 and WP2 information to be generated based on relevancy criteria.	SyWay Data Team

Selection Screen

Selection Ref Screen	Parameter Name	Selection Type	Requirement	Value to be entered/set
Not Applicable				

Data Collection Template (DCT)

Target Ready Data Collection Template will be created for Maintenance Plan Start data with exception of some fields which require transformation as mentioned in the transformation rule.

1. The extracted report will be loaded into the required structure using the DCT.
2. Standardization activities (including deduplication, standardization and additions) will be carried out within the DCT.

Delta Data Management: Initial collection will be done via the report and one-time load to the DCT will be performed. Any delta after the initial collection within the DCT will require business to take due diligence to ensure any subsequent delta cleansing is verified and aligned within the DCT.

Note: All rules specified below should be documented as a **tooltip** in the DC Page.

Format:

- **Line 1:** Mandatory / Conditional
- **Line 2:** Remaining text

1. Maintenance Plan Start Data Construction Rules

Field Name	Field Description	Rule
zLegacyWA RPL	Maintenance Plan Identifier	Mandatory Must either exist in legacy (for PF2/WP2 data), or exist in Maintenance Plan DCT.
ZWERKS	Plant	Mandatory Allowed values: List from Value Mapping - Plant where Maintenance Plant = Yes Must be valid Planning Plant associated with the Maintenance Plan.
LRMDT	Date of Last Completion in Maintenance Plan	Conditional Mandatory if the Maintenance Plan is Time Based. Leave blank if the Maintenance Plan is Performance Based. Must be in DDMMYYYY format
OFFZE	Offset with Start in Cycle	Conditional Populate if offset is required. Allowed values: Numeric values more than 0. Leave blank if offset is not required.
ADUNIT	Unit for the Performance of Maintenance Tasks	Mandatory Allowed values: Valid UOM from T006. Must align with the Cycle Unit of the Maintenance Plan.
RZAEH	Completion Counter Reading	Conditional Mandatory if the Maintenance Plan is Performance Based. Leave blank if the Maintenance Plan is Time Based.
KEEP	Keep or Calls on Hold	Leave blank This field is only required if the Maintenance Plan needs to be rescheduled and there are existing calls on hold. X = Keep Calls on Hold. Blank = Delete Calls on Hold.

2. Maintenance Plan Start Exclusion Data Construction Rules

Field Name	Field Description	Rule
------------	-------------------	------

zLegacyWARPL	Legacy Maintenance Plan	Mandatory Must exist in legacy (PF2/WP2) <i>Note to developer: This is the key field</i>
zLegacyWERKS	Legacy Plant	Mandatory Allowed values: List from Value Mapping - Plant where Maintenance Plant = Yes Legacy Planning Plant associated with the Legacy Maintenance Plant <i>Note to developer: This is the key field</i>
COMMENT	Comment	Mandatory Populate requirement for Exclusion <i>Note to developer: This is NOT the key field, but make this mandatory in the DCT</i>

Note: List of DCTs is maintained here: [Conversion Specs Register \(DCT & Cleansing Report\)](#)

Extraction Dependencies

Item #	Step Description	Team Responsible
1	Relevancy Criteria for Maintenance Plan and Item	SyWay Data Team

Transformation

The Target fields are mapped to the applicable Legacy field that will be its source, this is a 3-way activity involving the Business, Functional team and Data team. This identifies the transformation activity required to allow ADMM to make the data Target ready:

1. Perform value mapping and data transformation rules.
 - a. Legacy values are mapped to the to-be values (this could include a default value)
 - b. Values are transformed according to the rules defined in ADMM
2. Prepare target-ready data in the structure and format that is required for loading via prescribed Load Tool. This step also produces the load data ready for business to perform Pre-load Data Validation

Transformation Run Sheet

Item #	Step Description	Team Responsible
1	Obtain DCT Sign-off from Business.	SyWay Data Team
2	In dspMigrate, select the wave – S4/HANA – Plant Maintenance	Syniti
3	Go to Process Area Launch and Process the Object – Maintenance Plan Start	Syniti
4	Review and Validate Error and Preload Reports	Syniti
5	Execute the transformation to prepare the target tables	Syniti
6	Validate data from pre-load and error reports	Business/Data owner
7	Populate DCT for records which need business decisions (if required)	Business/Data owner
8	Repeat steps 1-7 as required to allow business the opportunity to add additional records into the DCT based on validations performed during transformation	Syniti
9	Generate load files	Syniti

Transformation Rules

1. Maintenance Plan Start (DCT)

Rule #	Source system	Source Table	Source Field	Source Description	Target System	Target Table	Target Field	Target Description	Transformation Logic
1	DCT	MHIS	zLegacyWA RPL	Maintenance Plan Identifier	S/4 HANA	MHIS	WARPL	Maintenance Plan	Value Mapping: Maintenance Plan
2	DCT	-	ZWERKS	Plant	-	-	ZWERKS	Plant	Value is not for loading, only for validation.
3	DCT	MHIS	LRMDT	Date of Last Completion in Maintenance Plan	S/4 HANA	MHIS	LRMDT	Date of Last Completion in Maintenance Plan	Direct Mapping
4	DCT	MHIS	OFFZE	Offset with Start in Cycle	S/4 HANA	MHIS	OFFZE	Offset with Start in Cycle	Direct Mapping
5	DCT	MHIS	ADUNIT	Unit for the Performance of Maintenance Tasks	S/4 HANA	MHIS	ADUNIT	Unit for the Performance of Maintenance Tasks	Direct Mapping
6	DCT	MHIS	RZAEH	Completion Counter Reading	S/4 HANA	MHIS	RZAEH	Completion Counter Reading	Direct Mapping
7	DCT	-	KEEP	Keep or Calls on Hold	S/4 HANA	-	KEEP	Keep or Delete Calls on Hold	Direct Mapping
8	-	-	-	-	-	-	NPLDA	Next Planned Date	Blank
9	-	-	-	-	-	-	ZZAEHL	Maintenance Package Number (combined)	Blank

2. Maintenance Plan Start (ECC)

Note: MHIS table contains all the maintenance plan calls (multiple records per Maintenance Plan). To load Maintenance Plan Start, only the latest completion must be considered.

Selection criteria for transformation of records from MHIS table. Based on relevant Maintenance Plan Start (WARPL):

1. Select the earliest record(s) where Completion Date (MHIS-LRMDT) is null, order by Call Number (MHIS-ABNUM)
2. If there are more than one record with the same Call Number, then select the first record, and combine the multiple package numbers (MHIS-ZAEHL) into one field (ZZAEHL) separated by single space (' ')

Scenario for extraction from MHIS Table is illustrated in this example:

MntPlan	Call No.	Package	PlanDate	SchTyp	CycleStart	Compl.Date	Offset
174861	7	01	23.06.2025	T	02.07.2021	18.06.2025	9,3312000000000000E+07
174861	7	02	23.06.2025	T	02.07.2021	18.06.2025	9,3312000000000000E+07
174861	7	03	23.06.2025	T	02.07.2021	18.06.2025	9,3312000000000000E+07
174861	8	02	20.12.2025	T	02.07.2021	15.12.2025	1,0886400000000000E+08
174861	8	03	20.12.2025	T	02.07.2021	15.12.2025	1,0886400000000000E+08
174861	9	01	18.06.2026	T	02.07.2021		1,2441600000000000E+08
174861	9	02	18.06.2026	T	02.07.2021		1,2441600000000000E+08
174861	9	03	18.06.2026	T	02.07.2021		1,2441600000000000E+08

1. Based on the earliest record(s) where Completion Date is null, call number 9 should be extracted for this Maintenance Plan.
2. In this instance, the next planned date should be **18 June 2026**, and the Maintenance Package Number should be **"01 02 03"**
3. For the Last Completion Date (MHIS-LRMDT) - select the Completion Date of the previous call (which is call number 8) - which is **15 December 2025**

Rule #	Source system	Source Table	Source Field	Source Description	Target System	Target Table	Target Field	Target Description	Transformation Logic
1	PF2, WP2	MHIS	WARPL	Maintenance Plan	S/4 HANA	MHIS	WARPL	Maintenance Plan	Value Mapping: Maintenance Plan
2	-	-	-	-	-	-	ZWERKS	Plant	Derive the Planning Plant (MPOS-IWERK) from one Maintenance Item of the Maintenance Plan
3	PF2, WP2	MHIS	LRMDT	Date of Last Completion in Maintenance Plan	S/4 HANA	MHIS	LRMDT	Date of Last Completion in Maintenance Plan	For Time Based Plan: Direct Mapping - select the Completion Date of the Previous Call For Performance Based Plan: Default to Blank

4	PF2, WP2	MHIS	OFFZE	Offset with Start in Cycle	S/4 HANA	MHIS	OFFZE	Offset with Start in Cycle	<p>Floating point conversion conversion from SI unit.</p> <p>Consider the unit from (ADUNIT) and compare against table T006 for conversion.</p> <p>Explanation for conversion from SI Unit:</p> <p>a) Based on the UOM of the ADUNIT, retrieve record from T006-MSEHI</p> <p>b) With the value:</p> <p>> Dividy by ZAEHL, and</p> <p>> Multiply by NENNR</p>
5	PF2, WP2	MHIS	ADUNIT	Unit for the Performance of Maintenance Tasks	S/4 HANA	MHIS	ADUNIT	Unit for the Performance of Maintenance Tasks	Direct Mapping
6	PF2, WP2	MHIS	RZAEH	Completion Counter Reading	S/4 HANA	MHIS	RZAEH	Completion Counter Reading	<p>For Performance Based Plan:</p> <p>Select the Completion Counter Reading of the Previous Call</p> <p>Floating point conversion conversion from SI unit.</p> <p>Consider the unit from (ADUNIT) and compare against table T006 for conversion.</p> <p>Explanation for conversion from SI Unit:</p> <p>a) Based on the UOM of the ADUNIT, retrieve record from T006-MSEHI</p> <p>b) With the value:</p> <p>> Dividy by ZAEHL, and</p> <p>> Multiply by NENNR</p> <p>For Time Based Plan: Default to Blank</p>
7	PF2, WP2	-	KEEP	Keep or Delete Calls on Hold	S/4 HANA	-	KEEP	Keep or Delete Calls on Hold	Default to blank
8	PF2, WP2	MHIS	NPLDA	Next Planned Date	-	-	NPLDA	Next Planned Date	<p>For Time Based Plan: Direct Mapping</p> <p>Value is not for loading, only for validation.</p> <p>For Performance Based Plan: Default to Blank</p>
9	PF2, WP2	MHIS	ZZAEHL	Maintenance Package Number (combined)	-	-	ZZAEHL	Maintenance Package Number (combined)	<p>For Time Based Plan: Combine the multiple package numbers separated by single space (" ")</p> <p>Value is not for loading, only for reference.</p> <p>For Performance Based Plan: Default to Blank</p>

Note:

1. Time Based Plan is defined by (S/4 SAP) MPLA-STICH = Blank, 1 or 2
2. Performance Based Plan is defined by (S/4 SAP) MPLA-STICH = 3

List of Custom Target Reports for this object is maintained here: [Conversion Specification - Custom Reports Register](#).

Transformation Mapping

Mapping Table Name	Mapping Table Description
EXC-Maintenance Plan Start	Exclusion List of Maintenance Plans to be Started
Maintenance Plan	Old to new Maintenance Plan
Plant	Mapping of legacy Plant to new Plant

List of Transformation Mappings with additional details is maintained here: [Transformation Mappings](#)

Transformation Dependencies

List the steps that need to occur before transformation can commence

Item #	Step Description	Team Responsible
1	Ensure DCT tables completeness	SyWay Data Team
2	Ensure all Transformation mappings are up to date.	SyWay Data Team

Pre-Load Validation

Project Team

Completeness

Task	Action
Verify Record Count	SyWay A2D Data Team to verify that the total number of relevant records from the DCT is equal to the total number of records in the Preload and Load Sheets.

Accuracy

Task	Action
Conversion Accuracy	<p>SyWay A2D Data Team to verify that all fields below meet pass the checks:</p> <ol style="list-style-type: none"> 1. Mandatory Fields 2. Field and Value Mapping Correctness 3. Null Checks 4. Text Length Checks
Review Error Reports	Review and correct the errors. Achieve a zero-error record count as much as possible. Raise defects for data remediated and requiring a correction in the source data.

Business

Completeness

Task	Action
Verify Record Count	Business Data Owner/s to verify that the total number of relevant records from the the DCT is equal to the total number of records in the Preload and Load Sheets.

Accuracy

Task	Action
Conversion Accuracy	Business Data Owner/s to verify that all the data in the load table/file is accurate as per endorsed transformation/mapping rules (and signed-off DCT data).

Load

The load process includes:

1. Execute the automated data load into target system using load tool or product the load file if the load must be done manually
2. Once the data is loaded to the target system, it will be extracted and prepared for Post Load Data Validation

Load Run Sheet

Item #	Step Description	Team Responsible
1	Ensure Pre-load sign-offs are obtained.	SyWay Data team
2	Go to the load tool and select the correct load Program.	SyWay Data team
3	Proceed with Data load.	SyWay Data team
4	Validate few records loaded by accessing standard transactions	SyWay Data team
5	Generate the post load reports in the tool.	SyWay Data team
6	Log errors as defects, if any and address resolutions. Close defects.	SyWay Data team
7	Resolve defects by reupload and re-generate post load reports if necessary.	SyWay Data team
8	Business to validate the post load files as part of post-load validation, raise data defects or provide the post-load sign-off.	Business
9	Repeat steps 5 to 7 if necessary.	SyWay Data team

Load Phase and Dependencies

Cutover

Configuration

Item #	Configuration Item
	Not Applicable

Conversion Objects

Object #	Preceding Object Conversion Approach
1016	Maintenance Plan and Item
9002	Measurement Document

Error Handling

Error Type	Error Description	Action Taken
Invalid Data	Invalid Maintenance Plans and Items	Expedite whether the master data is available in the system

Post-Load Validation

Project Team

Completeness

Task	Action
Verify Count	SyWay A2D Data Team to verify the record count created in target S/4 HANA by accessing post load reports in dspMigrate or standard reports from S/4 HANA.
Verify Logs	Check if there is data that failed to load and perform the necessary actions (e.g. register as post load issue or attempt to load the record again, etc.).

Accuracy

Task	Action
Conversion Accuracy	Verify that the EAM Maintenance Plant Start data in target S/4 HANA were loaded correctly via dspMigrate post load reports or standard reports from S/4 HANA.

Business

Completeness

Task	Action
Verify Count	Download Post Load Reports from dspMigrate and verify that the record count loaded in the target S/4 HANA is the same count as of the endorsed load file.

Accuracy

Task	Action
Conversion Accuracy	Verify that the EAM Maintenance Plant Start data in target S/4 HANA were loaded correctly via dspMigrate post load reports or standard reports from S/4 HANA.

Key Assumptions

- Maintenance Plan Start is in scope based on data design and any exception requested by business.
- Data cleansing has met the required percentage threshold for the specified mock cycle and all preparation activities have been completed.
- Data entries in DCT are target-ready data unless a specific transformation rule is stated for that field in the transformation rules.
- All Maintenance Plans to be started in S/4 are Strategy Based Plans.
- Multiple Counter Maintenance Plans are not in scope.
- Manual starting of Maintenance Plans are not in scope.
- For Starting of the Performance Based Maintenance Plans in S/4, no validations are performed at this point to verify if the next call date is after Business Continuity Cutoff Date. More data needs to be analysed to define the validation and will be performed after the Mock cycles are completed.
- Proposed target design follows the structure of Function Module: MPLAN_START_CYCLE

See also





Change log

Version	Published	Changed By	Comment
CURRENT (v. 102)	Apr 13, 2026 08:30	PUN-ext, Eddy	CR0438 - Active (JEST-INAC <- 'X')
v. 101	Apr 13, 2026 08:03	PUN-ext, Eddy	
v. 100	Apr 07, 2026 10:20	PUN-ext, Eddy	
v. 99	Apr 07, 2026 10:18	PUN-ext, Eddy	
v. 98	Mar 03, 2026 12:18	ERGUIZA-ext, Pinky Love	
v. 97	Feb 19, 2026 11:00	PUN-ext, Eddy	
v. 96	Feb 19, 2026 10:57	PUN-ext, Eddy	
v. 95	Feb 19, 2026 10:55	PUN-ext, Eddy	
v. 94	Feb 19, 2026 10:50	PUN-ext, Eddy	

[Go to Page History](#)

Workflow history

This view shows the 5 most recent entries. The complete workflow log is available from the 'Document Activity' menu item.

Apr 19, 2026	Actor	Type	Activity	Version
Approved	 MOUSSA-ext, Eva	State	changed state to Approved at 11:23 pm	v102
Revision under Review	 MOUSSA-ext, Eva	State	gave <i>Minor change</i> approval at 11:23 pm <i>v. 102 CR0438 approved</i>	
		State	changed state to Revision under Review at 11:23 pm <i>v. 102 CR0438 approved</i>	v102
From Apr 07, 2026 to Apr 13, 2026				
Revision in Progress	 PUN-ext, Eddy	Edit	updated the page at 10:18 am	
Mar 18, 2026				
	WENNINGER-ext, Sascha	State	changed state to Revision in Progress at 5:49 pm	v98
Mar 03, 2026				
Edited following Approval	 ERGUIZA-ext, Pinky Love	Edit	updated the page at 12:18 pm	
		State	changed state to Edited following Approval at 11:18 am	v98