

CNV-9005 Work Order

Status	aaaa Approved
Owner	JOSHI-ext, Aditya
Stakeholders	ERGUIZA-ext, Pinky Love PUN-ext, Eddy TEE-ext, Paul MOUSSA-ext, Eva BAGGA-ext, Abhishek VILARES, ines LEIGHTON-ext, Dean STEFANESCU-ext, Aurelia HEARD-ext, Kevin YUE-ext, Betty

Purpose

This document defines the conversion approach to create Work Orders in S/4 HANA.

A Work Order in SAP PM is a technical and financial document used to plan, execute, and settle maintenance tasks on technical objects. It serves as a detailed set of instructions, outlining tasks, required resources, parts, and schedules, while tracking costs, technical history, and compliance.

Legacy Plant Maintenance Work Orders use diverse formats across different systems. In line with the SyWay design, EAM Maintenance Work Orders will be standardized.

Conversion Scope

This document covers the approach for converting active Work Orders from legacy source systems into S/4HANA.

A work order in SAP is a formal document that authorizes and tracks maintenance, repair, or production tasks within an organization. It contains essential details for effective task management and is used to manage and document various tasks, including maintenance, repairs, and production activities. Key components of a work order include:

- Work Description: Specific details of the task to be carried out.
- Equipment Details: Information about the asset or machinery requiring attention.
- Resources: Personnel, tools, and materials assigned for task completion.
- Dates: Scheduled start and finish dates for timeline management.
- Costing: Estimates for labour, materials, and other expenditures linked to budget accounts.
- Priority & Status: Urgency level and progress tracking (e.g., created, released, completed, closed).
- Operations: Step-by-step instructions or sub-tasks within the Work Order.

The data from legacy system includes:

1. All open Work Orders (AUFK-AUFNR) with Active (JEST-INAC <> 'X') System Status (JEST-STAT) = Created (**CRTD**) or Released (**REL**).
2. Work Orders (AUFK-AUFNR) with with Active (JEST-INAC <> 'X') System Status (JEST-STAT) = Technically Completed (**TECO**) and relevant open Purchase Order (EKKN-EBELN) as defined in [CNV-9045 Open Purchase Orders](#)
3. Work Orders (AUFK-AUFNR) with Maintenance Plant (AUFK-WERKS) existing in [Value Mapping: Plant \(Maintenance Plant = Yes\)](#).
4. Work Orders (AUFK-AUFNR) assigned to active legacy Functional Locations (IFLOT-TPLR) ** (Active (JEST-INAC <> 'X') System Status TJ02T-TXT04 <> **INAC** or **DLFL**) or Equipment (EQUI-EQUNR) ** (Active (JEST-INAC <> 'X') System Status TJ02T-TXT04 <> **INAC** or **DLFL** or **ESTO** or **AVLB**)
5. Work Orders (AUFK-AUFNR) generated from Maintenance Plan (AFIH-WARPL) with Basic Start Date (AFKO-GSTRP) <= **Business Continuity Cutoff Date OTH_Migration_Date Relevant Values A2D (using Object ID "9001" and Field Name = "MHIS-NPLDA")**
6. Work Orders (AUFK-AUFNR) linked to Notifications (AFIH-QMNUM) generated from Maintenance Plan (QMIH-WARPL) with Basic Start Date (AFKO-GSTRP) <= **Business Continuity Cutoff Date OTH_Migration_Date Relevant Values A2D (using Object ID "9001" and Field Name = "MHIS-NPLDA")**
7. A. Work Orders with no open PO, with Basic Start Date (AFKO-GSTRP) later than **X Period** prior of the **Migration / "Go-Live" Date** (OTH_Migration_Date Relevant Values A2D (using Object ID "9005" and Field Name = "**AFKO-GSTRP**") - OTH_Migration_Date Relevant Values A2D (using Object ID "9005" and Field Name = "**AFKO-GSTRP_PERIOD**"))
 B. Work Orders with no open PO, with Basic End Date (AFKO-GLTRP) later than **X Period** prior of the **Migration / "Go-Live" Date** (OTH_Migration_Date Relevant Values A2D (using Object ID "9005" and Field Name = "**AFKO-GLTRP**") - OTH_Migration_Date Relevant Values A2D (using Object ID "9005" and Field Name = "**AFKO-GLTRP_PERIOD**"))
 C. Work Orders with open PO, regardless of Basic Start (AFKO-GSTRP)/ Finish Date (AFKO-GLTRP)

Logic for checking PO (Purchase Order) assigned to Work Order -

Step	Table	Field(s)	Logic
1	AUFK / AFIH	AUFK-AUFNR = AFIH-AUFNR	Identify PM Work Order
2	EKKN	EKKN-AUFNR = AUFK-AUFNR	Find PO account assignment against the Work Order
3	EKPO	EKPO-EBELN = EKKN-EBELN and EKPO-EBELP = EKKN-EBELP	Get PO item
4	EKKO	EKKO-EBELN = EKPO-EBELN	Get PO header

Check if the PO (Purchase Order) is Open using-
 EKPO-LOEKZ = space "Not deleted"

AND EKPO-ELIKZ = space "Final delivery / delivery completed not set"
 AND EKPO-EREKZ = space "Final invoice not set"

The data from legacy system excludes:

1. Work Orders (AUFK-AUFNR) with Active (JEST-INAC <> 'X') System Status (JEST-STAT) = Technically Completed (**TECO**) that do not meet Inclusion Criteria #2
2. Work Orders(AUFK-AUFNR) with Active (JEST-INAC <> 'X') System Status (JEST-STAT) = Deletion Flag (**DLFL**) status
3. Work Orders (AUFK-AUFNR) with Active (JEST-INAC <> 'X') System Status (JEST-STAT) = Closed (**CLSD**) status
4. Work Orders (AUFK-AUFNR) with Active (JEST-INAC <> 'X') System Status (JEST-STAT) = Not Completed/ Do Not Execute (**NCMP**) status
5. Standing Work Orders (Value Mapping: Work Order Type, where Target WO Type = '**YA05**').
6. Work Orders (AUFK-AUFNR) which are Sub-orders (AFKO-MAUFNR <> ")
7. Work Orders (AUFK-AUFNR) with blank Basic End Date (AFKO-GLTRP)
8. Work Orders (AUFK-AUFNR) with Order type (AUFK-AUART) maintained in Work Order Type Exclusion List (EXC-Work Order Type)
9. Work Orders (AUFK-AUFNR) with Active (JEST-INAC <> 'X') System Status (JEST-STAT) <> (**TECO/ DLFL/ CLSD/ NCMP**) and with a User Status maintained in the User Status Exclusion List (EXC-Work Order User Status)

List of Tables to extract for this object is maintained here: [Extract Table Register](#).

List of source systems and approximate number of records

Source	Scope	Source Approx No. of Records	Target System	Target Approx No. of Records
PF2, WP2	Relevant Work Orders will be extracted from PF2 and WP2	70,000	S/4HANA	70,000
DCT	Work Orders for plants which do not have data existing from PF2 and WP2	TBD	S/4HANA	TBD

Additional Information

Multi-language Requirement

Work Order does not have multi language support. Work Order text will be migrated using EN logon.

Multi language is supported for Work Order Long Text. Login via a different language will have its Long Text displayed in the logon language if the language key is maintained in the Work Order.

Document Management

Refer to the [KDD085 - Document Management in the SyWay Solution](#)

Note: Documents attached to Equipment will be migrated as part of 9104-EAM Attachments.

Legal Requirement

Not Applicable

Special Requirements

Not Applicable

Target Design

The technical design of the target for this conversion approach.

1. Work Order Header

Table	Field	Data Element	Field Description	Data Type	Length	Requirement YA01 (Reactive Maintenance)	Requirement YA02 (Proactive Maintenance)	Requirement YA03 (Project Order)
AUFK	AUFNR	AUFNR	Order Number	CHAR	12	Mandatory	Mandatory	Mandatory
AUFK	AUART	AUART	Order Type	CHAR	4	Mandatory	Mandatory	Mandatory
AUFK	KTEXT	KTEXT	Description	CHAR	40	Mandatory	Mandatory	Mandatory
AFIH	PRIOK	PRIOK	Priority	CHAR	80	Mandatory	Mandatory	Mandatory
AFKO	GSTRP	GSTRP	Basic Start Date	DATS	8	Mandatory	Mandatory	Mandatory

AFKO	GSUZP	GSUZP	Basic Start Time	TIMS	6	Mandatory	Mandatory	Mandatory
AFKO	GLTRP	GLTRP	Basic Finish Date	DATS	8	Mandatory	Mandatory	Mandatory
AFKO	GLUZP	GLUZP	Basic Finish Time	TIMS	6	Mandatory	Mandatory	Mandatory
IFLOT	TPLNR	TPLNR	Functional Location	CHAR	30	Mandatory	Mandatory	Mandatory
AFIH	EQU NR	EQU NR	Equipment	CHAR	18	Conditional	Conditional	Conditional
AFIH	QMNUM	QMNUM	Assigned Notification	CHAR	12	Mandatory	Mandatory	Mandatory
AFIH	REVNR	REVNR	Maintenance Event/ Revision	CHAR	8	Conditional	Conditional	Conditional
AFIH	ILART	ILART	Maintenance Activity Type	CHAR	3	Mandatory	Mandatory	Mandatory
CRHD	ARBPL	ARBPL	Work Center	CHAR	8	Mandatory	Mandatory	Mandatory
CRHD	WERKS	WERKS	Work Center Plant	CHAR	4	Mandatory	Mandatory	Mandatory
AFIH	IWERK	IWERK	Planning Plant	CHAR	80	Mandatory	Mandatory	Mandatory
AFIH	INGPR	INGPR	Planner Group	CHAR	80	Mandatory	Mandatory	Mandatory
AUFK	WERKS	WERKS	Maintenance Plant	CHAR	4	Mandatory	Mandatory	Mandatory
ILOA	BEBER	BEBER	Plant Section	CHAR	3	Mandatory	Mandatory	Mandatory
ILOA	BUKRS	BUKRS	Company Code	CHAR	4	Mandatory	Mandatory	Mandatory
ILOA	PROID	PROID	WBS Element (Acc Assignment)	CHAR	8	Conditional	Conditional	Conditional
ILOA	KOSTL	KOSTL	Cost Center	CHAR	10	Mandatory	Mandatory	Conditional

2. Work Order Operation Data

Table	Field	Data Element	Field Description	Data Type	Length	Requirement YA01 (Reactive Maintenance)	Requirement YA02 (Proactive Maintenance)	Requirement YA03 (Project Order)
AUFK	AUFNR	AUFNR	Order Number	CHAR	12	Mandatory	Mandatory	Mandatory
AFVC	VORNR	VORNR	Operation Number	CHAR	4	Mandatory	Mandatory	Mandatory
AFVC	LTXA1	LTXA1	Operation Description	CHAR	40	Mandatory	Mandatory	Mandatory
CRHD	ARBPL	ARBPL	Work Center	CHAR	8	Mandatory	Mandatory	Mandatory
CRHD	WERKS	WERKS	Work Center Plant	CHAR	4	Mandatory	Mandatory	Mandatory
AFVC	PERNR	PERNR	Person Responsible	CHAR	8	Conditional	Conditional	Conditional
AFVC	STEUS	STEUS	Control Key	CHAR	4	Mandatory	Mandatory	Mandatory
AFVC	SAKTO	SAKTO	Cost Element	CHAR	10	Conditional	Conditional	Conditional
AFVC	EKORG	EKORG	Purchasing Organisation	CHAR	4	Conditional	Conditional	Conditional
AFVC	EKGRP	EKGRP	Purchasing Group	CHAR	3	Conditional	Conditional	Conditional
AFVC	MATKL	MATKL	Material Group	CHAR	9	Conditional	Conditional	Conditional
AFVC	ANLZU	ANLZU	System Condition	CHAR	1	Conditional	Conditional	Conditional
AFVC	LARNT	LARNT	Activity Type	CHAR	6	Conditional	Conditional	Conditional
AFVV	ARBEI	ARBEI	Work	NUMC	7	Mandatory	Mandatory	Mandatory
AFVV	ARBEH	ARBEH	Work Unit	CHAR	3	Mandatory	Mandatory	Mandatory
AFVC	INDET	INDET	Calculation Key	CHAR	1	Mandatory	Mandatory	Mandatory
AFVV	DAUNO	DAUNO	Duration	NUMC	5	Mandatory	Mandatory	Mandatory
AFVV	DAUNE	DAUNE	Duration Unit	CHAR	3	Mandatory	Mandatory	Mandatory
AFVC	ANZZL	ANZZL	Required Capacities	NUMC	3	Mandatory	Mandatory	Mandatory
AFVV	EINSA	EINSA	Start Constraint	CHAR	1	Conditional	Conditional	Conditional
AFVV	NTANF	NTANF	Start Constraint Date	DATS	8	Conditional	Conditional	Conditional
AFVV	NTANZ	NTANZ	Start Constraint Time	TIMS	6	Conditional	Conditional	Conditional
AFVV	EINSE	EINSE	Finish Constraint	CHAR	1	Conditional	Conditional	Conditional
AFVV	NTEND	NTEND	Finish Constraint Date	DATS	8	Conditional	Conditional	Conditional
AFVV	NTENZ	NTENZ	Finish Constraint Time	TIMS	6	Conditional	Conditional	Conditional
AFVV	MGVRG	MGVRG	Operation Quantity	NUMC	13	Conditional	Conditional	Conditional
AFVV	MEINH	MEINH	Operation Quantity Unit	CHAR	3	Conditional	Conditional	Conditional
AFVC	PREIS	PREIS	Price	CHAR	11	Conditional	Conditional	Conditional
AFVC	WAERS	WAERS	Currency	CHAR	5	Conditional	Conditional	Conditional
AFVC	PEINH	PEINH	Price Unit	NUMC	5	Conditional	Conditional	Conditional
AFVC	LIFNR	LIFNR	Vendor	CHAR	10	Conditional	Conditional	Conditional

AFVC	WEMPF	WEMPF	Recipient	CHAR	12	Conditional	Conditional	Conditional
AFVC	BEDNR	BEDNR	Tracking Number	CHAR	10	Conditional	Conditional	Conditional
AFVC	SORTL	SORTL	Sort Term	CHAR	10	Conditional	Conditional	Conditional
AFVC	INFNR	INFNR	Purchasing Info Record	CHAR	10	Conditional	Conditional	Conditional
AFVC	AFNAM	AFNAM	Name of Requisitioner	CHAR	12	Conditional	Conditional	Conditional
AFVC	ABLAD	ABLAD	Unloading Point	CHAR	25	Conditional	Conditional	Conditional
AFVV	PLIFZ	PLIFZ	Planned Delivery Time - Day	NUMC	3	Conditional	Conditional	Conditional
AFVC	NO_DISP	NO_DISP	Reservation Relevance / Generation of Purchase Requisition	CHAR	1	Conditional	Conditional	Conditional

3. Work Order Operation Components

Table	Field	Data Element	Field Description	Data Type	Length	Requirement YA01 (Reactive Maintenance)	Requirement YA02 (Proactive Maintenance)	Requirement YA03 (Project Order)
AUFK	AUFNR	AUFNR	Order Number	CHAR	12	Mandatory	Mandatory	Mandatory
AFVC	VORNR	VORNR	Operation Number	CHAR	4	Mandatory	Mandatory	Mandatory
RESB	POSNR	POSNR	Item Number of Reservation	NUMC	4	Mandatory	Mandatory	Mandatory
RESB	MATNR	MATNR	Material	CHAR	18	Conditional	Conditional	Conditional
RESB	POTX1	POTX1	Description	CHAR	40	Conditional	Conditional	Conditional
RESB	POSTP	POSTP	Item Category	CHAR	1	Mandatory	Mandatory	Mandatory
RESB	BDMNG	BDMNG	Requirement Quantity	NUMC	13	Mandatory	Mandatory	Mandatory
RESB	MEINS	MEINS	Unit	CHAR	3	Mandatory	Mandatory	Mandatory
RESB	NO_DISP	NO_DISP	Reservation Relevance / Generation of Purchase Requisition	CHAR	1	Conditional	Conditional	Conditional
RESB	WERKS	WERKS	Plant	CHAR	4	Conditional	Conditional	Conditional
RESB	BDTER	BDTER	Requirements Date	DATS	8	Conditional	Conditional	Conditional
RESB	LGORT	LGORT	Storage Location	CHAR	4	Conditional	Conditional	Conditional
RESB	CHARG	CHARG	Batch	CHAR	10	Conditional	Conditional	Conditional
RESB	GPRES	GPRES	Price	NUMC	15	Conditional	Conditional	Conditional
RESB	PEINH	PEINH	Price Unit	NUMC	5	Conditional	Conditional	Conditional
RESB	WAERS	WAERS	Currency	CHAR	15	Conditional	Conditional	Conditional
RSADD	EKORG	EKORG	Purchasing Organization	CHAR	4	Conditional	Conditional	Conditional
RESB	EKGRP	EKGRP	Purchasing Group	CHAR	3	Conditional	Conditional	Conditional
RESB	LIFNR	LIFNR	Supplier	CHAR	10	Conditional	Conditional	Conditional
RESB	INFNR	INFNR	Purchasing Info Record	CHAR	10	Conditional	Conditional	Conditional
RESB	MATKL	MATKL	Material Group	CHAR	9	Conditional	Conditional	Conditional
RESB	SAKNR	SAKNR	G/L Account	CHAR	10	Conditional	Conditional	Conditional
RESB	WEMPF	WEMPF	Goods Recipient	CHAR	12	Conditional	Conditional	Conditional
RESB	ABLAD	ABLAD	Unloading Point	CHAR	25	Conditional	Conditional	Conditional
RESB	STARTDATE	STARTDATE	Service Performance Start Date	DATS	8	Conditional	Conditional	Conditional
RESB	PERFORMANCE PERIODSTARTTIME	PERFORMANCE PERIODSTARTTIME	Service Performance Start Time (UTC)	TIMS	6	Conditional	Conditional	Conditional
RESB	ENDDATE	ENDDATE	Service Performance End Date	DATS	8	Conditional	Conditional	Conditional
RESB	PERFORMANCE PERIODENDTIME	PERFORMANCE PERIODENDTIME	Service Performance End Time (UTC)	TIMS	6	Conditional	Conditional	Conditional
RESB	SERVICE DURATION	SERVICE DURATION	Duration of Lean Service	NUMC	5	Conditional	Conditional	Conditional
RESB	SERVICE DURATIONUNIT	SERVICE DURATIONUNIT	Duration Unit for a Lean Service	CHAR	3	Conditional	Conditional	Conditional
ESUH	COMMITMENT	COMMITMENT	Expected Value	NUMC	13	Conditional	Conditional	Conditional
ESUH	SUMLIMIT	SUMLIMIT	Overall Limit	NUMC	13	Conditional	Conditional	Conditional

4. Work Order Operation Relationships

Table	Field	Data Element	Field Description	Data Type	Length	Requirement YA01 (Reactive Maintenance)	Requirement YA02 (Proactive Maintenance)	Requirement YA03 (Project Order)
AUFK	AUFNR	AUFNR	Predecessor Order Number	CHAR	12	Mandatory	Mandatory	Mandatory
AFVC	VORNR	VORNR	Predecessor Operation	CHAR	4	Mandatory	Mandatory	Mandatory
AUFK	AUFNR	AUFNR	Successor Order Number	CHAR	12	Mandatory	Mandatory	Mandatory
AFVC	VORNR	VORNR	Successor Operation	CHAR	4	Mandatory	Mandatory	Mandatory
AFAB	AOBAR	AOBAR	Type of Relationship	CHAR	2	Mandatory	Mandatory	Mandatory
AFAB	DAUER	DAUER	Time Interval	NUMC	5	Conditional	Conditional	Conditional
AFAB	ZEINH	ZEINH	Unit	CHAR	3	Conditional	Conditional	Conditional

5. Work Order Object List

Table	Field	Data Element	Field Description	Data Type	Length	Requirement YA01 (Reactive Maintenance)	Requirement YA02 (Proactive Maintenance)	Requirement YA03 (Project Order)
AUFK	AUFNR	AUFNR	Order Number	CHAR	12	Mandatory	Mandatory	Mandatory
OBJK	OBZAE	OBZAE	Counter	CHAR	10	Mandatory	Mandatory	Mandatory
OBJK	SORTF	SORTF	Sort	CHAR	20	Conditional	Conditional	Conditional
IFLOT	TPLNR	TPLNR	Functional Location	CHAR	30	Mandatory	Mandatory	Mandatory
OBJK	EQUNR	EQUNR	Equipment	CHAR	18	Conditional	Conditional	Conditional
OBJK	MATNR	MATNR	Material	CHAR	18	Conditional	Conditional	Conditional
OBJK	QMNUM	QMNUM	Notification	CHAR	12	Mandatory	Mandatory	Mandatory

6. Work Order Confirmation

Table	Field	Data Element	Field Description	Data Type	Length	Requirement YA01 (Reactive Maintenance)	Requirement YA02 (Proactive Maintenance)	Requirement YA03 (Project Order)
AUFK	AUFNR	AUFNR	Order Number	CHAR	12	Mandatory	Mandatory	Mandatory
AFVC	VORNR	VORNR	Operation	CHAR	4	Mandatory	Mandatory	Mandatory
AFRU	ISMNW	ISMNW	Actual Work	NUMC	7	Mandatory	Mandatory	Mandatory
AFRU	AUERU	AUERU	Final Confirmation	CHAR	1	Conditional	Conditional	Conditional
AFRU	OFMNW	OFMNW	Remaining work	NUMC	7	Mandatory	Mandatory	Mandatory
AFRU	ISDD	ISDD	Work Start Date	DATS	8	Mandatory	Mandatory	Mandatory
AFRU	ISDZ	ISDZ	Work Start Time	TIMS	6	Mandatory	Mandatory	Mandatory
AFRU	IEDD	IEDD	Work Finish Date	DATS	8	Conditional	Conditional	Conditional
AFRU	IEDZ	IEDZ	Work Finish Time	TIMS	6	Conditional	Conditional	Conditional

7. Work Order Operation Capacity Requirement

Table	Field	Data Element	Field Description	Data Type	Length	Requirement YA01 (Reactive Maintenance)	Requirement YA02 (Proactive Maintenance)	Requirement YA03 (Project Order)
AUFK	AUFNR	AUFNR	Order Number	CHAR	12	Mandatory	Mandatory	Mandatory
AFVC	VORNR	VORNR	Operation Number	CHAR	4	Mandatory	Mandatory	Mandatory
KBED	ARBID	ARBID	Work Centre ID	CHAR	8	Mandatory	Mandatory	Mandatory
KBED	SPLIT	SPLIT	Split Number	CHAR	3	Mandatory	Mandatory	Mandatory
KBED	PERNR	PERNR	Personnel Number	CHAR	8	Mandatory	Mandatory	Mandatory
KBEZ	ARBEI	ARBEI	Work	NUMC	7	Mandatory	Mandatory	Mandatory
KBEZ	ARBEH	ARBEH	Unit of Work	CHAR	3	Mandatory	Mandatory	Mandatory

KBEZ	DAUNO	DAUNO	Normal Duration	NUMC	5	Mandatory	Mandatory	Mandatory
KBEZ	DAUNE	DAUNE	Normal duration unit	CHAR	3	Mandatory	Mandatory	Mandatory

8. Work Order Long Text Header

Table	Field	Data Element	Field Description	Data Type	Length	Requirement YA01 (Reactive Maintenance)	Requirement YA02 (Proactive Maintenance)	Requirement YA03 (Project Order)
STXH	TDOBJECT	TDOBJECT	Texts: application object	CHAR	10	Mandatory	Mandatory	Mandatory
STXH	TDNAME	TDOBNAM	Name	CHAR	70	Mandatory	Mandatory	Mandatory
STXH	TDID	TDID	Text ID	CHAR	4	Mandatory	Mandatory	Mandatory
STXH	TDSPRAS	SPRAS	Language Key	LANG	1	Mandatory	Mandatory	Mandatory

9. Work Order Long Text Line

Table	Field	Data Element	Field Description	Data Type	Length	Requirement YA01 (Reactive Maintenance)	Requirement YA02 (Proactive Maintenance)	Requirement YA03 (Project Order)
STXH	TDOBJECT	TDOBJECT	Texts: application object	CHAR	10	Mandatory	Mandatory	Mandatory
STXL	TDNAME	TDOBNAM	Name	CHAR	70	Mandatory	Mandatory	Mandatory
STXL	TDID	TDID	Text ID	CHAR	4	Mandatory	Mandatory	Mandatory
STXL	TDSPRAS	SPRAS	Language Key	LANG	1	Mandatory	Mandatory	Mandatory
STXL	TDFORMAT	TDFORMAT	Tag column	CHAR	1	Mandatory	Mandatory	Mandatory
STXL	ROWCOUNT	ROWCOUNT	Row number	NUMC	10	Mandatory	Mandatory	Mandatory
STXL	TXLINE	TDLIN	Text Line	CHAR	72	Mandatory	Mandatory	Mandatory

10. Work Order Operation Long Text Header

Table	Field	Data Element	Field Description	Data Type	Length	Requirement YA01 (Reactive Maintenance)	Requirement YA02 (Proactive Maintenance)	Requirement YA03 (Project Order)
STXH	TDOBJECT	TDOBJECT	Texts: application object	CHAR	10	Mandatory	Mandatory	Mandatory
STXH	TDNAME	TDOBNAM	Name	CHAR	70	Mandatory	Mandatory	Mandatory
STXH	TDID	TDID	Text ID	CHAR	4	Mandatory	Mandatory	Mandatory
STXH	TDSPRAS	SPRAS	Language Key	LANG	1	Mandatory	Mandatory	Mandatory

11. Work Order Operation Long Text Line

Table	Field	Data Element	Field Description	Data Type	Length	Requirement YA01 (Reactive Maintenance)	Requirement YA02 (Proactive Maintenance)	Requirement YA03 (Project Order)
STXH	TDOBJECT	TDOBJECT	Texts: application object	CHAR	10	Mandatory	Mandatory	Mandatory
STXL	TDNAME	TDOBNAM	Name	CHAR	70	Mandatory	Mandatory	Mandatory
STXL	TDID	TDID	Text ID	CHAR	4	Mandatory	Mandatory	Mandatory
STXL	TDSPRAS	SPRAS	Language Key	LANG	1	Mandatory	Mandatory	Mandatory
STXL	TDFORMAT	TDFORMAT	Tag column	CHAR	1	Mandatory	Mandatory	Mandatory
STXL	ROWCOUNT	ROWCOUNT	Row number	NUMC	10	Mandatory	Mandatory	Mandatory
STXL	TXLINE	TDLIN	Text Line	CHAR	72	Mandatory	Mandatory	Mandatory

Data Cleansing

ID	Criticality	Error Message /Report Description	Rule	Output	Source System																								
9005-001	C1	Open Work Order older than 1 month (based on Creation Date)	Work Order (AFKO-AUFNR) based on the relevancy criteria and Creation date (AUFK-ERDAT) <= (Current Date - 30) <i>Note: Business to perform either of the below</i> a) Set Work Order Status to Technically Completed (TECO); or b) Change Basic Start/ End date to a future date if still needed.	Order No, Order Type, Plant, Description, Creation Date	PF2, WP2																								
9005-002	C1	Open Priority Work Orders older than 2 weeks (based on Creation Date)	Work Order (AFKO-AUFNR) based on the relevancy criteria and Creation date (AUFK-ERDAT) <= (Current Date - 14) and Priority as list in the inclusion list (INC-Work Order Priority) <i>Note: Business to Set Work Order Status to Technically Completed (TECO).</i>	Order No, Order Type, Plant, Description, Operation/ Activity No, Creation Date	PF2, WP2																								
9005-003	C1	Open Work Order with Blank Order Description	Work Order (AFKO-AUFNR) based on the relevancy criteria and Blank Short Text (AUFK-KTEXT = "") <i>Note: Business to Set appropriate Work Order description</i>	Order No, Order Type, Plant	PF2, WP2																								
9005-004	C1	Open Work Order Operation with Blank Control Key	Work Order (AFKO-AUFNR) based on the relevancy criteria and Blank Control Key (AFVC-STEUS = "") <i>Note: Business to Set appropriate Work Order Operation Control Key</i>	Order No, Order Type, Plant, Description, Operation/ Activity No	PF2, WP2																								
9005-005	C1	Open Work Order with Blank Order Operation Description	Work Order (AFKO-AUFNR) based on the relevancy criteria and Blank Operation Short Text (AFVC-LTXA1 = "") <i>Note: Business to Set appropriate Work Order Operation description</i>	Order No, Order Type, Plant, Description, Operation/ Activity No	PF2, WP2																								
9005-006	C1	Completed Work Orders with Open Purchase Order and without any Reference Object (Functional Location/ Equipment assigned)	Work Order (AFKO-AUFNR)with System Status (JEST-STAT) and having Purchase Order (EKKN-AUFNR is not Blank) and Purchase Order (EKKN-EBELN) which are Open as defined in CNV-9045 Open Purchase Orders with no Technical Object (Functional Location/ Equipment/ Assembly) assigned on the WO header i.e (AFIH-ILOAN = "") and (AFIH-EQUNR = "") and (AFIH-BAUTL = ""). <i>Note: Business to perform the below</i> a) Reverse TECO status for these Work Order b) Populate the Functional Location/ Equipment on the WO Header c) Complete (TECO) the Work Order <i>If not cleansed, these would have to be dealt after Go-Live.</i>	Order No, Order Type, Plant, Description	PF2, WP2																								
9005-007	C1	Release Work Orders with Operations having Blank value maintained for any of the below fields - Work Duration No of Capacities	Work Order (AFKO-AUFNR)with System Status (JEST-STAT) = 'REL' and having Operation with any of the below fields with Blank value -Work -Duration -No of Capacities <i>Note: Business to Set required values for the above Work Order Operation fields</i>	Order No, Order Type, Plant, Description, Operation/ Activity No, Calculation Key, Work, Duration, No of Capacities	PF2, WP2																								
9005-008	C1	Open Work Orders with Basic Start Date in future and not having any PO assigned	Work Orders with no open PO, with Basic Start Date (AFKO-GSTRP) later than the Migration / "Go-Live" Date (OTH_Migration_Date Relevant Values A2D (using Object ID "9005" and Field Name = " AFKO-GSTRP ") and Priority (AFIH-PRIOK) existing in the below list - <table border="1" data-bbox="558 1419 964 1629"> <thead> <tr> <th>Source</th> <th>PriorityType</th> <th>Priority</th> <th>Priority</th> </tr> </thead> <tbody> <tr> <td>PF2</td> <td>Z1</td> <td>6</td> <td>For next shutdown</td> </tr> <tr> <td>PF2</td> <td>Z5</td> <td>6</td> <td>Next shutdown</td> </tr> <tr> <td>PF2</td> <td>Z5</td> <td>8</td> <td>Turnaround 1YR</td> </tr> <tr> <td>PF2</td> <td>Z6</td> <td>5</td> <td>For next shutdown</td> </tr> <tr> <td>WP2</td> <td>ZP</td> <td>5</td> <td>For next shutdown</td> </tr> </tbody> </table> <i>Note: Business to create PO in source, otherwise these orders will not be migrated</i>	Source	PriorityType	Priority	Priority	PF2	Z1	6	For next shutdown	PF2	Z5	6	Next shutdown	PF2	Z5	8	Turnaround 1YR	PF2	Z6	5	For next shutdown	WP2	ZP	5	For next shutdown	Order No, Order Type, Plant, Description, Creation Date, Basic Start Date	PF2, WP2
Source	PriorityType	Priority	Priority																										
PF2	Z1	6	For next shutdown																										
PF2	Z5	6	Next shutdown																										
PF2	Z5	8	Turnaround 1YR																										
PF2	Z6	5	For next shutdown																										
WP2	ZP	5	For next shutdown																										
9005-009	C3	Info Report: Open Work Orders with External Operations/ Externally procured material but no Purchase Order existing	Open Work Orders with External Operations i.e where Operation Control Key (AFVC-STEUS) has External Processing Flag (T430-LIEF) <> "" and no Purchase Order existing (Check relevancy section for logic to find PO assigned to WO). <i>Note: These Work Orders Component line items will not be not migrated</i>	Order No, Order Type, Plant, Description, Operation, Component, Component Description, System Status	PF2, WP2																								

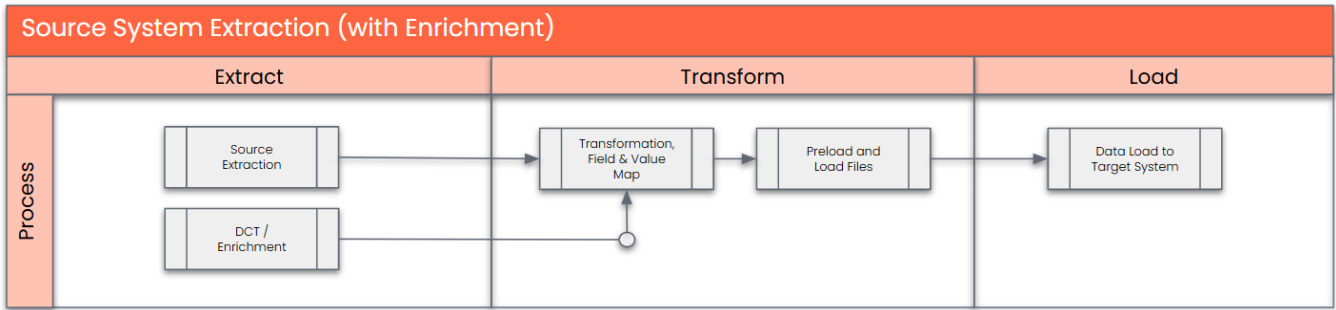
9005-010	C3	Info Report: Open Work Orders with Open Purchase Order	Work Order (AFKO-AUFNR) based on the relevancy criteria having Purchase Order (EKKN-AUFNR is not Blank) and Purchase Order (EKKN-EBELN) which are Open as defined in CNV-9045 Open Purchase Orders	Order No, Order Type, Plant, Description, Purchase Order No, Purchase Order Item	PF2, WP2
9005-011	C3	Info Report: Open Work Orders with Outstanding Reservation	Work Order (AFKO-AUFNR) based on the relevancy criteria having Reservation (RESB-AUFNR is not Blank) and the Reservation is not deleted (RESB-XLOEK = " ") and not flagged as final issue (RESB-KZEAR = " ") and having outstanding quantity (RESB-BDMNG > RESB-ENMNG) <i>Note: Business to check for the scenarios and cleanse accordingly -</i> - Component no longer needed (wrong material / quantity / duplicate) - Full qty already issued but reservation not "completed" - Partial issue done, remainder will NOT be issued - Order is TECO/closed but reservation/PR not marked for deletion - Components in order but RESB still shows entries	Order No, Order Type, Plant, Description, Reservation No, Material No, Required Quantity, Withdrawal Quantity	PF2, WP2
9005-012	C3	Info Report: Work Order not in scope for migration (not relevant)	Work Order (AFKO-AUFNR) based on the relevancy criteria (Exclusion) <i>Note: These Work Orders will not be not migrated</i>	Order No, Order Type, Plant, Description	PF2, WP2
9005-013	C3	Info Report: Open Work Orders that have external services assigned and PO existing	Work Order (AFKO-AUFNR) based on the relevancy criteria having Purchase Order (EKKN-AUFNR is not Blank) and Purchase Order (EKKN-EBELN) which are Open as defined in CNV-9045 Open Purchase Orders and having Service Items (EKPO-PSTYP = '9')	Order No, Order Type, Plant, Description, Purchase Order, Purchase Order Item	PF2, WP2
9005-014	C3	Info Report: Open Work Orders with Functional Location and Assembly assigned and not Equipment	Work Order (AFKO-AUFNR) based on the relevancy criteria with (AFIH-ILOAN <>") and (AFIH-EQUNR =") and (AFIH-BAUTL <>") and BAUTL not existing in Equipment Staging Mapping (OBJECT_ID))	Order No, Order Type, Plant, Description, Functional Location, Assembly	PF2, WP2
9005-015	C3	Info Report: Open Work Orders without a Technical Object (Functional Location/ Equipment/ Assembly) assigned	Work Order (AFKO-AUFNR) based on the relevancy criteria with no Technical Object (Functional Location/ Equipment/ Assembly) assigned i.e (AFIH-ILOAN = " ") and (AFIH-EQUNR = " ") and (AFIH-BAUTL = " ") <i>Note: These Work Orders will not be not migrated</i>	Order No, Order Type, Plant, Description	PF2, WP2
9005-016	C3	Info Report: Open Work Orders with blank Basic End Date	Work Order (AFKO-AUFNR) based on the relevancy criteria with Basic End Date (AFKO-GLTRP) = '00000000' <i>Note: These Work Orders will not be not migrated</i>	Order No, Order Type, Plant, Description, Basic Start Date, Basic End Date	PF2, WP2
9005-017	C3	Info Report: Open Work Orders maintained as Sub Orders	Work Order (AFKO-AUFNR) based on the relevancy criteria for which Superior Order exists (AFKO-MAUFNR is not Blank) <i>Note: These Work Orders will not be not migrated</i>	Order No, Order Type, Plant, Description	PF2, WP2
9005-018	C3	Info Report: Open Work Order with Materials assigned to Object List	Work Order (AFKO-AUFNR) based on the relevancy criteria for which Object List contains Materials (OBJK-MATNR). <i>Note: These Work Orders Object List entries will not be not migrated</i>	Order No, Order Type, Plant, Description, Material, Material Description	PF2, WP2
9005-019	C3	Info Report: Open Refurbishment Work Orders	Work Order (AFKO-AUFNR) based on the relevancy criteria having Order Type (AUFK-AUART) = 'ZPM4' <i>Note: These Work Orders will not be not migrated</i>	Order No, Order Type, Plant, Description	WP2

Note: List of Cleansing is maintained here: [Conversion Specs Register \(DCT & Cleansing Report\)](#)

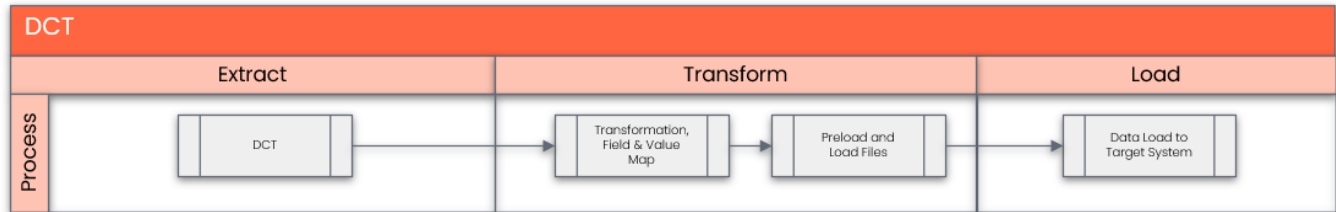
Conversion Process

The high-level process is represented by the diagram below:

The following represents the high-level process for Source System Extraction:



The following represents the high-level process for DCT:



Collection will be done manually in the Data Collection Template for sites not on SAP- PF2 or WP2 systems

Data Privacy and Sensitivity

Not Applicable

Extraction

Extract data from a source into Advanced Data Migration and Management (ADMM). There are 2 possibilities:

1. The data exists. connects to the source and loads the data into the repository. There are 3 methods:
 - a. Perform full data extraction from relevant tables in the source system(s).
 - b. Perform extraction through the application layer.
 - c. Only if ADMM cannot connect to the source, data is loaded to the repository from the provided source system extract/report.
2. The data does not exist (or cannot be converted from its current state). The data is manually collected by the business directly in the repository. This is to be conducted using DCT (Data Collection Template) in Advanced Data Migration and Management (ADMM).

Extraction Run Sheet

Req #	Requirement Description	Team Responsible
1	Extract data from source system based on relevancy rule	SyWay Data Team

Selection Screen

Selection Ref Screen	Parameter Name	Selection Type	Requirement	Value to be entered/set
Not Applicable				

Data Collection Template (DCT)

Target Ready Data Collection Template will be created for data with exception of some fields which require transformation as mentioned in the transformation rule.

Note: All rules specified below should be documented as a **tooltip** in the DC Page.

Format:

- **Line 1:** Mandatory / Conditional
- **Line 2:** Remaining text

1. Work Order Header Data Construction Rules

Field Name	Field Description	Rule
WERKS	Plant	Mandatory. Populate the Plant to which the Work Order is associated. Allowed values: List from Value Mapping - Plant (where Maintenance Plant = Yes)
zLegacyAUFNR	Legacy Order Number	Mandatory.
AUART	Order Type	Mandatory. Allowed values: YA01 Reactive Maintenance YA02 Proactive Maintenance YA03 Project Orders
KCHAR	Description	Mandatory. Populate with a meaningful Order Description. Ensure that it does not include any of below characters: ; Semi-colon : Colon :: Double Colon ? Question Mark / Forward Slash @ At sign & Ampersand = Equal Sign + Plus Sign \$ Dollar Sign % Percent Vertical Bar [] Left or Right Square Bracket " Double Quotes
PRIOK	Priority	Mandatory. Needs to be selected from value list (T356).
GSTRP	Basic Start Date	Mandatory. Populate the Work Order planned start date in YYYYMMDD format.
GSUZP	Basic Start Time	Mandatory. Populate the Work Order planned start time in HHMMSS format.
GLTRP	Basic End Date	Mandatory. Populate the Work Order planned end date in HHMMSS format.
GLUZP	Basic End Time	Mandatory. Populate the Work Order planned end time in HHMMSS format.
TPLNR	Functional Location	Mandatory. Populate the Functional Location associated to the asset. Value must exist in Functional Location DCT.

EQUNR	Equipment	Conditional. Populate if the Asset being maintained is an Equipment. Otherwise, leave the field blank. Value must exist in Equipment DCT.
ILART	Maintenance Activity Type	Mandatory. Needs to be selected from value list (T353I) where ILART starting with M (M01, M02...)
PROID	WBS Element (Acc Assignment)	Conditional. <ul style="list-style-type: none"> • Populate only for Project Work Orders • Should be a valid WBS Element (S4)

2. Work Order Operation Data Construction Rules

Field Name	Field Description	Rule
WERKS	Plant	Mandatory. Populate the Plant to which the Work Order is associated. Allowed values: List from Value Mapping - Plant where Maintenance Plant = Yes
zLegac yAUFNR	Legacy Order Number	Mandatory. Key to link to Work Order. Must exist in Order Header DCT.
zLegac yVORNR	Legacy Operation Number	Mandatory. Sequence number that uniquely identifies an operation in the order. Populate in increments of 10 (e.g., 0010, 0020, 0030) for multiple operations.
LTXA1	Operation Description	Mandatory. Populate with a meaningful description for the Work Order Operation. ; Semi-colon : Colon :: Double Colon ? Question Mark / Forward Slash @ At sign & Ampersand = Equal Sign + Plus Sign \$ Dollar Sign % Percent Vertical Bar [] Left or Right Square Bracket " Double Quotes
PERNR	Person Responsible	Conditional Populate the Personnel Number of the person responsible/assigned to perform the operation. Value must be an active Person Responsible.
STEUS	Control Key	Mandatory. Populate appropriate Control Key based on the how the operation is to be processed (internal/external, etc.). Needs to be selected from Value List (T430) with pattern 'PMXX'
SAKTO	Cost Element	Conditional. Populate the Cost posting account for external services/materials depending on process. Should be a valid Cost Element (S4)

EKORG	Purchasing Organisation	<p>Conditional.</p> <p>Populate Purchasing org responsible for procurement activities.</p> <p>Needs to be selected from value list (T024E)</p>
EKGRP	Purchasing Group	<p>Conditional.</p> <p>Populate Buyer/group responsible for procurement.</p> <p>Needs to be selected from value list (T024)</p>
MATKL	Material Group	<p>Conditional.</p> <p>Populate Material Group for the required Materials/ Services.</p> <p>Needs to be selected from value list (T023)</p>
ANLZU	System Condition	<p>Conditional.</p> <p>Populate Condition of the System/ Asset during the maintenance activity.</p> <p>Needs to be selected from value list (T375M)</p>
DAUNO	Duration	<p>Mandatory.</p> <p>Populate duration to perform the activity.</p>
ANZZL	Required Capacities	<p>Mandatory.</p> <p>Populate the number of required capacities to perform the activity.</p> <p>Must be an integer value. Cannot be 0.</p>
EINSA	Start Constraint	<p>Conditional.</p> <p>Populate only if Start Constraint logic is used to be used for scheduling in target. Otherwise, leave the field blank.</p> <p>Allowed values: Select from the below list -</p> <p>Must start on Cannot start before Cannot start later Start from resource planning</p>
NTANF	Start Constraint Date	<p>Conditional.</p> <p>Date on which the constrained start is required.</p> <p>Populate only if EINSA is populated. Otherwise, leave the field blank.</p> <p>Date Format DDMMYYYY.</p>
NTANZ	Start Constraint Time	<p>Conditional.</p> <p>Time for the constrained start</p> <p>Populate only if EINSA and NTANF is populated. Otherwise, leave the field blank.</p> <p>Time Format HHMMSS.</p>
EINSE	Finish Constraint	<p>Conditional.</p> <p>Populate only if Finish Constraint logic is to be used for scheduling in target. Otherwise, leave the field blank.</p> <p>Allowed values: Select from the below list -</p> <p>Must finish on Cannot finish before Finish not later Finish from confirmation</p>

NTEND	Finish Constraint Date	<p>Conditional.</p> <p>Date on which the constrained finish is required.</p> <p>Populate only if EINSE is populated. Valid Date. Otherwise, leave the field blank.</p> <p>Date Format DDMMYYYY.</p>
NTENZ	Finish Constraint Time	<p>Conditional.</p> <p>Time for the constrained finish.</p> <p>Populate only if EINSE and NTEND is populated. Valid Time. Otherwise, leave the field blank.</p> <p>Time Format HHMMSS.</p>
MGVRG	Operation Quantity	<p>Conditional.</p> <p>Populate only if the Operation is quantity-based (e.g., service quantity) in the target design. Otherwise, leave the field blank.</p> <p>Numeric value only. Cannot be 0.</p>
MEINH	Unit	<p>Conditional.</p> <p>Populate only if MGVRG is populated. Otherwise, leave the field blank.</p> <p>Needs to be selected from value list (T006)</p>
PREIS	Price	<p>Conditional.</p> <p>Populate price amount only if the Operation is externally procured / service-related. Otherwise, leave the field blank.</p> <p>Numeric value only. Cannot be negative.</p>
PEINH	Price Unit	<p>Conditional.</p> <p>Number of units to which the price refers.</p> <p>Populate only if PREIS is populated. Otherwise, leave the field blank.</p> <p>Must be an integer value. Cannot be 0.</p>
LIFNR	Vendor	<p>Conditional.</p> <p>Populate external vendor for the external service/ material if information exist. Otherwise, leave the field blank.</p> <p>Value must exist in Vendor DCT</p>
WEMPF	Recipient	<p>Conditional.</p> <p>Populate Goods recipient name for purchasing documents if information exists. Otherwise, leave the field blank.</p>
BEDNR	Tracking Number	<p>Conditional.</p> <p>Populate tracking number for PR/PO creation if information exists. Otherwise, leave the field blank.</p>
SORTL	Sort Term	<p>Conditional.</p> <p>Populate sort term for the procurement scenario if information exists. Otherwise, leave the field blank.</p>
AFNAM	Name of Requisitioner	<p>Conditional.</p> <p>Populate name of the Person requesting procurement if information exists. Otherwise, leave the field blank.</p>

NO_DI SP	Reservation Relevance / Generation of Purchase Requisition	<p>Populate from the below value list as applicable.</p> <ul style="list-style-type: none"> • 1 (Never): Reservations/PRs are not created automatically. Requires manual intervention to initiate procurement. • 2 (From Release): Reservations/PRs are generated only when the maintenance order is released (system status REL). This is the most common setting to prevent procurement for planned, but not yet approved, work. • 3 (Immediately): Reservations for stock items (Item Cat 'L') are created immediately upon saving the order, or PRs for non-stock items (Item Cat 'N') are generated instantly, regardless of order release. <p>Note: This will be set to 1 (Never) if the Purchase Order exist for the Operation.</p>
-------------	--	--

3. Work Order Operation Components Data Construction Rules

Field Name	Field Description	Rule												
WERKS	Plant	<p>Mandatory.</p> <p>Populate the Plant to which the Work Order is associated.</p> <p>Allowed values: List from Value Mapping - Plant where Maintenance Plant = Yes</p>												
zLegacy AUFNR	Legacy Order Number	<p>Mandatory.</p> <p>Key to link to Work Order</p>												
zLegacy VORN	Legacy Operation Number	<p>Mandatory.</p> <p>Key to link to Work Order Operation. <i>Key to link to Work Order. Must exist in Order Operation DCT.</i></p>												
POSNR	Item Number of Reservation	<p>Mandatory.</p> <p>Sequence number that uniquely identifies Component assigned in the Order Operation.</p> <p>Populate in increments of 10 (e.g., 0010, 0020, 0030) for multiple Materials.</p>												
MATNR	Material	<p>Conditional</p> <p>Populate with legacy Material number for the component line.</p> <p>Value must exist in Material Master Basic view DCT</p>												
POTX1	Description	<p>Conditional</p> <p>Populate with a meaningful description for the component line item.</p> <ul style="list-style-type: none"> • If Material Master exists (MATNR populated), leave blank • If Free-text material/service (no MATNR), populate from legacy component/PR/PO line description if existing 												
POSTP	Item Category	<p>Mandatory.</p> <p>Populate a valid component item category from the below.</p> <table border="1" data-bbox="527 1501 1023 1690"> <thead> <tr> <th>Item Category</th> <th>Description</th> <th>Procurement Via</th> </tr> </thead> <tbody> <tr> <td>L</td> <td>Stock Item</td> <td>Inventory</td> </tr> <tr> <td>N</td> <td>Non-Stock Item</td> <td>Purchase Req</td> </tr> <tr> <td>E</td> <td>Enhanced Limit</td> <td>Purchase Req</td> </tr> </tbody> </table> <p>Note - If populating data for a lean service, the values could only be "N" (Non-stock) or "E" (Enhanced Limit).</p>	Item Category	Description	Procurement Via	L	Stock Item	Inventory	N	Non-Stock Item	Purchase Req	E	Enhanced Limit	Purchase Req
Item Category	Description	Procurement Via												
L	Stock Item	Inventory												
N	Non-Stock Item	Purchase Req												
E	Enhanced Limit	Purchase Req												
BDMNG	Quantity	<p>Mandatory.</p> <p>Populate Component quantity requested for the component line.</p>												

MEINS	Unit	<p>Mandatory.</p> <p>Populate if BDMNG is populated.</p> <p>Needs to be selected from value list (T006)</p>
NO_DISP	Reservation Relevance / Generation of Purchase Requisition	<p>Mandatory.</p> <p>Populate from the below value list as applicable.</p> <ul style="list-style-type: none"> • 1 (Never): Reservations/PRs are not created automatically. Requires manual intervention to initiate procurement. • 2 (From Release): Reservations/PRs are generated only when the maintenance order is released (system status REL). This is the most common setting to prevent procurement for planned, but not yet approved, work. • 3 (Immediately): Reservations for stock items (Item Cat 'L') are created immediately upon saving the order, or PRs for non-stock items (Item Cat 'N') are generated instantly, regardless of order release. <p>Note: This will be set to 1 (Never) if the Purchase Order exist for the Component.</p>
BDTER	Requirements Date	<p>Conditional</p> <p>Populate the date on which the requested quantity of material is required.</p> <p>If populating this field ensure the Manual Maintenance of Requirement Date is set as 'X' (Yes).</p> <p>Date Format DDMMYYYY.</p>
KZMPF	Manual Reqmt Date Indicator	<p>Conditional</p> <p>Populate Maintenance of Requirement Date Flag from the below list.</p> <p>" = NO 'X' = YES</p>
LGORT	Storage Location	<p>Conditional</p> <p>Populate legacy Storage Location from where stock is planned to be issued.</p> <p>Needs to be selected from value list (T001L) specific to the Plant (WERKS) for which the data is being populated.</p>
GPRES	Price	<p>Conditional</p> <p>Populate price for the external component/service line as applicable.</p>
PEINH	Price Unit	<p>Conditional</p> <p>Populate Number of units to which the price refers.</p> <p>Example If 10 gallons of gasoline cost \$12.00, the price unit is 10.</p> <p>Populate only if GPRES is populated. Otherwise, leave the field blank.</p> <p>Must be an integer value. Cannot be 0.</p>
WAERS	Currency	<p>Conditional</p> <p>Populate the currency key for the component price. Must be maintained if GPRES is populated.</p> <p>Needs to be selected from value list (TCURC)</p>
EKORG	Purchasing Organisation	<p>Conditional.</p> <p>Populate Purchasing org responsible for procurement activities.</p> <p>Needs to be selected from value list (T024E)</p>
EKGRP	Purchasing Group	<p>Conditional.</p> <p>Populate Buyer/group responsible for procurement.</p> <p>Needs to be selected from value list (T024)</p>

LIFNR	Supplier	Conditional. Populate external vendor for the service/ material if information exist. Otherwise, leave the field blank. Value must exist in Value Mapping: Vendor Number
INFNR	Purchasing Info Record	Conditional. Populate Number of purchasing info record if information exists. Otherwise, leave the field blank. Value must exist in Value Mapping: Purchasing Info Record Number
MATKL	Material Group	Conditional. Populate Material Group if information exists. Otherwise, leave the field blank. Needs to be selected from value list (T023)
SAKNR	G/L Account	Conditional Populate G/L account as required for account assignment. Value must exist in Value Mapping: GL Account
WEMPF	Goods Recipient	Conditional Populate Goods recipient name for purchasing documents if information exists. Otherwise, leave the field blank.
ABLAD	Unloading Point	Conditional Populate unloading point if information exists. Otherwise, leave the field blank.
STARTDATE	Service Performance Start Date	Conditional To be populated for Lean Service Component Only. Populate performance start date of the Lean Service item. Leave blank if KZMPF (Manual Reqmt Date Indicator) = " Date Format DDMMYYYY.
PERFORMANCE PERIOD START TIME	Service Performance Start Time (UTC)	Conditional To be populated for Lean Service Component Only. Populate the start time of the lean service. Only populate if STARTDATE is maintained, else leave blank. Time Format HHMMSS.
ENDDATE	Service Performance End Date	Conditional To be populated for Lean Service Component Only. Populate performance start end of the Lean Service item. Leave blank if KZMPF (Manual Reqmt Date Indicator) = " Date Format DDMMYYYY.
PERFORMANCE PERIOD ENDTIME	Service Performance End Time (UTC)	Conditional To be populated for Lean Service Component Only. Populate the end time of the lean service. Only populate if ENDDATE is maintained, else leave blank. Time Format HHMMSS.
SERVICE DURATION	Duration of Lean Service	Conditional To be populated for Lean Service Component Only. Populate the duration value of the Lean Service. Leave blank if Component is not a Lean Service.
SERVICE DURATIONUNIT	Duration Unit for a Lean Service	Conditional To be populated for Lean Service Component Only. Populate Lean Service duration unit (e.g., Hour, Day). Needs to be selected from value list (T006)

COMMITMENT	Expected Value	<p>Conditional</p> <p>Populate expected value for the Lean Service.</p> <p>The value must be maintained, if the item category "E" (= Enhanced Limit) has been set for the item (lean service).</p> <p>Please make sure, that this value is less than or equal to the overall limit.</p>
SUMLIMIT	Overall Limit	<p>Conditional</p> <p>Populate maximum expenditure value for the Lean Service.</p> <p>The value must be maintained (mandatory), if the item category "E" (= Enhanced Limit) has been set for the item (lean service).</p> <p>Please ensure, that this value is greater than or equal to the expected value.</p>

4. Work Order Operation Relationships Data Construction Rules

Field Name	Field Description	Rule
WERKS	Plant	<p>Mandatory.</p> <p>Populate the Plant to which the Work Order is associated.</p> <p>Allowed values: List from Value Mapping - Plant where Maintenance Plant = Yes</p>
zLegacyAUFNR_P RE	Legacy Order Number (Predecessor)	<p>Mandatory.</p> <p>Populate with the Predecessor order number to which the Predecessor operation belongs.</p>
zLegacyVORNR_P RE	Predecessor Operation Number	<p>Mandatory.</p> <p>Populate with the Predecessor operation number within the Predecessor order.</p>
zLegacyAUFNR_S UC	Legacy Order Number (Successor)	<p>Mandatory.</p> <p>Populate with the successor order number to which the successor operation belongs.</p>
zLegacyVORNR_S UC	Successor Operation Number	<p>Mandatory.</p> <p>Populate with the successor operation number within the successor order.</p>
AOBAR	Type of Relationship	<p>Mandatory.</p> <p>Populate relationship type between predecessor and successor operations as required the below list.</p> <p>FS - Finish-to-Start</p> <p>SS - Start-to-Start</p> <p>FF - Finish-to-Finish</p> <p>SF - Start-to-Finish</p>
DAUER	Time Interval	<p>Conditional.</p> <p>Populate lag/lead (positive/negative) duration value between operations.</p>
ZEINH	Unit	<p>Conditional.</p> <p>Populate duration unit (e.g., Hour, Day) only when DAUER has been populated.</p> <p>Needs to be selected from value list (T006)</p>

5. Work Order Object List Data Construction Rules

Field Name	Field Description	Rule
------------	-------------------	------

WERKS	Plant	Mandatory. Populate the Plant to which the Work Order is associated. Allowed values: List from Value Mapping - Plant where Maintenance Plant = Yes
zLegacyAUFNR	Legacy Order Number	Mandatory. Key to link to Work Order
OBZAE	Counter	Mandatory. Populate with a sequential counter per AUFNR representing each object list item (e.g., 0001, 0002...).
SORTF	Sort	Conditional Populate a sort key to control grouping of object list items (e.g., by object type, priority, hierarchy). Else leave blank.
TPLNR	Functional Location	Mandatory. Populate with the legacy Functional Location assigned to the order. Value must exist in Functional Location DCT.
EQUNR	Equipment	Conditional. Populate with the legacy Equipment assigned to the order. Value must exist in Equipment DCT.

6. Work Order Long Text Line Data Construction Rules

Field Name	Field Description	Rule
WERKS	Plant	Mandatory. Populate the Plant to which the Work Order is associated. Allowed values: List from Value Mapping - Plant where Maintenance Plant = Yes
zLegacyAUFNR	Legacy Order Number	Mandatory. Key to link to Work Order
TDLINE_LC	Text Line (Local Language)	Conditional User to populate Free Text in language of the country in which each plant is located (French, Italian, Mandarin, Brazilian Portuguese, German or Spanish).

7. Work Order Operation Long Text Line Data Construction Rules

Field Name	Field Description	Rule
WERKS	Plant	Mandatory. Populate the Plant to which the Work Order is associated. Allowed values: List from Value Mapping - Plant where Maintenance Plant = Yes
zLegacyAUFNR	Legacy Order Number	Mandatory. Key to link to Work Order
zLegacyVORNR	Legacy Operation Number	Mandatory. Key to link to Work Order Operation

TDLINE_LC	Text Line (Local Language)	Conditional User to populate Free Text in language of the country in which each plant is located (French, Italian, Mandarin, Brazilian Portuguese, German or Spanish).
-----------	----------------------------	---

Extraction Dependencies

Item #	Step Description	Team Responsible
1	Not Applicable	

Transformation

The Target fields are mapped to the applicable Legacy field that will be its source, this is a 3-way activity involving the Business, Functional team and Data team. This identifies the transformation activity required to allow ADMM to make the data Target ready:

1. Perform value mapping and data transformation rules.
 - a. Legacy values are mapped to the to-be values (this could include a default value)
 - b. Values are transformed according to the rules defined in Advanced Data Migration and Management (ADMM)
2. Prepare target-ready data in the structure and format that is required for loading via prescribed Load Tool. This step also produces the load data ready for business to perform Pre-load Data Validation

Transformation Run Sheet

Item #	Step Description	Team Responsible
1	Obtain DCT Sign-off from Business.	SyWay Data Team
2	In dspMigrate, select the wave – S4/HANA – Plant Maintenance	Syniti
3	Go to Process Area Launch and Process the Object – Work Order	Syniti
4	Review and Validate Error and Preload Reports	Syniti
5	Execute the transformation to prepare the target tables	Syniti
6	Validate data from pre-load and error reports	Business/Data owner
7	Generate load files	Syniti

Transformation Rules

Note: Unless otherwise specified, the transformation rules applies to YA01, YA02 and YA03 Order Types.

Work Order System Status Migration:

WO System Status to be transformed based on Legacy WO status, PR/Reservation existence, and whether the Basic Start Date is Before Cutover, within the Cutover Window, or After Cutover. The transformation logic should be developed as per the scenarios stated in the below matrix.

For illustration:

- **Cutover Date:** 01-Oct-2026
- **X = 4 weeks before Cutover**
- **Y = 4 weeks after Cutover**

So:

- **X weeks before:** 03-Sep-2026
- **Y weeks after:** 29-Oct-2026

Legacy WO status	PR/Reservation exists?	Basic Start Date condition	Example Basic Start Date	Final Status
CRTD	Yes	Before Cutover (X weeks before)	20-Aug-26	CRTD
CRTD	No	Before Cutover (X weeks before)	15-Aug-26	CRTD
REL	Yes	Before Cutover (X weeks before)	25-Aug-26	REL

REL	No	Before Cutover (X weeks before)	18-Aug-26	CRTD
CRTD	Yes	Around Cutover (X weeks before Y weeks after)	10-Sep-26	CRTD
CRTD	No	Around Cutover (X weeks before Y weeks after)	25-Sep-26	CRTD
REL	Yes	Around Cutover (X weeks before Y weeks after)	5-Oct-26	REL
REL	No	Around Cutover (X weeks before Y weeks after)	20-Oct-26	REL
CRTD	Yes	After Cutover (Y weeks after)	10-Nov-26	CRTD
CRTD	No	After Cutover (Y weeks after)	15-Nov-26	CRTD
REL	Yes	After Cutover (Y weeks after)	20-Nov-26	CRTD
REL	No	After Cutover (Y weeks after)	5-Dec-26	CRTD

X - OTH_Migration_Date Relevant Values A2D (using Object ID "9005" and Field Name = "AFKO-GSTRP_POSTGOLIV1")

Y - OTH_Migration_Date Relevant Values A2D (using Object ID "9005" and Field Name = "AFKO-GSTRP_POSTGOLIV2")

Cutover - OTH_Migration_Date Relevant Values A2D (using Object ID "9005" and Field Name = "AFKO-GSTRP")

A.1 Logic for checking PR (Purchase Requisition) assign to a Work Order:

Step	Table	Field(s)	Logic
1	AUFK / AFIH	AUFK-AUFNR = AFIH-AUFNR	Identify the PM Work Order
2	EBKN	EBKN-AUFNR = AUFK-AUFNR	Find PR account assignment against the Work Order
3	EBAN	EBAN-BANFN = EBKN-BANFN and EBAN-BNFPO = EBKN-BNFPO	Get PR item

A.2 Check if the PR (Purchase Requisition) is Open using-

EBAN-LOEKZ = space "Not deleted"

AND EBAN-EBAKZ = space "Not closed"

AND EBAN-MENGE > EBAN-BSMNG "Requested quantity > Quantity already ordered / assigned to PO"

B.1 Logic for checking Reservation assign to a Work Order:

Step	Table	Field(s)	Logic
1	AUFK / AFIH	AUFK-AUFNR = AFIH-AUFNR	Identify the PM Work Order
2	RESB	RESB-AUFNR = AUFK-AUFNR	Find reservations belonging to the Work Order

B.2 Check if the Reservation is Open using-

RESB-XLOEK = space "Reservation item is not deleted"

AND RESB-KZEAR = space "Reservation item is not finally issued / not completed"

AND RESB-BDMNG > RESB-ENMNG "Required quantity is still greater than Issued quantity, so there is outstanding quantity"

1. Work Order Header Transformation Rule (ECC)

Exception: For Work Orders (AUFK-AUFNR) with System Status (JEST-STAT) = Technically Completed (TECO) and relevant open Purchase Order (EKKN-EBELN) as defined in [CNV-9045 Open Purchase Orders](#) only Work Order Header needs to be migrated.

Rule #	Source System	Source Table	Source Field	Source Description	Target System	Target Table	Target Field	Target Description	Transformation Logic
1	-	-	-	-	S/4 HANA	AUFK	AUFNR	Order Number	System (Internal numbering)
2	PF2, WP2	AUFK	AUART	Order Type	S/4 HANA	AUFK	AUART	Order Type	Value Mapping: Work Order Type (based on Legacy Work Order Type (AUART) and Maintenance Activity Type (ILART))
3	PF2, WP2	AUFK	KTEXT	Description	S/4 HANA	AUFK	KTEXT	Description	1. If not blank, Direct Mapping 2. If blank, derive the value as per Value Mapping: OTH_Migration_Date Relevant Values A2D (using Object ID "9005" and Field Name = "AUFK-KTEXT")
4	PF2, WP2	AFIH	PRIOK	Priority	S/4 HANA	AFIH	PRIOK	Priority	1. If not blank, Value Mapping 2. If blank, derive the value as per Value Mapping: OTH_Migration_Date Relevant Values A2D (using Object ID "9005" and Field Name = "AUFK-PRIOK")
5	PF2, WP2	AFKO	GSTRP	Basic Start Date	S/4 HANA	AFKO	GSTRP	Basic Start Date	Direct Mapping

6	PF2, WP2	AFKO	GSUZP	Basic Start Time	S/4 HANA	AFKO	GSUZP	Basic Start Time	Direct Mapping
7	PF2, WP2	AFKO	GLTRP	Basic End Date	S/4 HANA	AFKO	GLTRP	Basic End Date	Direct Mapping
8	PF2, WP2	AFKO	GLUZP	Basic End Time	S/4 HANA	AFKO	GLUZP	Basic End Time	Direct Mapping
9	PF2, WP2	IFLOT	TPLNR	Functional Location	S/4 HANA	IFLOT	TPLNR	Functional Location	<ol style="list-style-type: none"> 1. If Equipment is not blank then Not used. 2. If S4 Equipment is blank, use Value Mapping: Functional Location.
10	PF2, WP2	AFIH	EQUNR	Equipment	S/4 HANA	AFIH	EQUNR	Equipment	<ul style="list-style-type: none"> • If not blank, Use Value Mapping: Equipment • If legacy AFIH-EQUNR is blank, check <p>- if there is S4 EQUNR available for legacy AFIH-ILOAN (Use TPLNR value) using Value Mapping: Equipment. If yes, use that</p> <p>- if there is S4 EQUNR available for legacy AFIH-BAUTL using Value Mapping: Equipment. If yes, use that</p> <p>If there is S4 EQUNR available for both legacy AFIH-ILOAN and AFIH-BAUTL, then the S4 EQUNR for legacy AFIH-BAUTL will have precedence.</p> <p>If there is S4 EQUNR available for legacy AFIH-EQUNR and legacy AFIH-ILOAN and AFIH-BAUTL, then the S4 EQUNR for legacy AFIH-BAUTL will have precedence.</p>
11	PF2, WP2	IFLOT	TPLNR	Functional Location	S/4 HANA	AFIH	EQUNR	Equipment	<p><i>Note: Transformation Rule for legacy EQUNR must run before this rule. This rule is for legacy Functional Locations which are converted to Equipment in S4</i></p> <ol style="list-style-type: none"> 1. If S4 EQUNR is blank then Value Mapping: Equipment
12	PF2, WP2	AFIH	BAUTL	Assembly	S/4HANA	AFIH	EQUNR	Equipment	<p><i>Note: Transformation Rule for legacy EQUNR and legacy TPLNR to EQUNR must run before this rule. This rule is for legacy Assemblies which are converted to Equipment in S4</i></p> <ol style="list-style-type: none"> 1. If S4 EQUNR is blank then Value Mapping: Equipment
13	PF2, WP2	AFIH	QMNUM	Assigned Notification	S/4 HANA	AFIH	QMNUM	Assigned Notification	Value Mapping: Notification
14	PF2, WP2	AFIH	REVNR	Maintenance Event/ Revision	S/4 HANA	AFIH	REVNR	Maintenance Event/ Revision	Not relevant for load
15	PF2, WP2	AFIH	ILART	Maintenance Activity Type	S/4 HANA	AFIH	ILART	Maintenance Activity Type	<ol style="list-style-type: none"> 1. If not blank, Value Mapping: Maintenance Activity Type 2. If blank, derive the value as per Value Mapping: OTH_Migration_Date Relevant Values A2D (using Object ID "9005" and Field Name = "AFIH-ILART")
16	-	-	-	-	S/4 HANA	CRHD	ARBPL	Work Center	<ol style="list-style-type: none"> 1. If EQUNR is not blank then derive from S4 EQUZ-GEWRK (Use logic EQUZ-GEWRK = CRHD-GEWRK to get CRHD-ARBPL) 2. If EQUNR is blank then derive from S4 IFLOT-GEWRK (Use logic IFLOT-GEWRK = CRHD-GEWRK to get CRHD-ARBPL)
17	-	-	-	-	S/4 HANA	CRHD	WERKS	Work Center Plant	Derive the CRHD-WERKS from the derived CRHD-ARBPL value
18	-	-	-	-	S/4 HANA	AFIH	IWERK	Planning Plant	<ol style="list-style-type: none"> 1. If EQUNR is not blank then derive from S4 EQUZ-IWERK 2. If EQUNR is blank then derive from S4 IFLOT-IWERK
19	-	-	-	-	S/4 HANA	AFIH	INGPR	Planner group	<ol style="list-style-type: none"> 1. If EQUNR is not blank then derive from S4 EQUZ-INGRP 2. If EQUNR is blank then derive from S4 IFLOT-INGRP
20	-	-	-	-	S/4 HANA	AUFK	WERKS	Maintenance Plant	Copy from IWERK (Planning Plant)

21	-	-	-	-	S/4 HANA	ILOA	BEBER	Plant Section	<ol style="list-style-type: none"> 1. If EQUQR is not blank then derive from S4 ILOA-BEBER (Use logic EQUZ-ILOAN = ILOA-ILOAN) 2. If EQUQR is blank then derive from S4 ILOA-BEBER (Use logic IFLOT-ILOAN = ILOA-ILOAN)
22	-	-	-	-	S/4 HANA	ILOA	BUKRS	Company Code	<ol style="list-style-type: none"> 1. If EQUQR is not blank then derive from S4 ILOA-BUKRS (Use logic EQUZ-ILOAN = ILOA-ILOAN) 2. If EQUQR is blank then derive from S4 ILOA-BUKRS (Use logic IFLOT-ILOAN = ILOA-ILOAN)
23	PF2, WP2	ILOA	PROID	WBS Element (Acc Assignment)	S/4 HANA	ILOA	PROID	WBS Element (Acc Assignment)	<p>If Legacy PROID exists in either of the below ADMM Deployment Prep reports with ILOA-PROID = Report-POSID, where Report-ZACTIVE_PROJECT_OPEN_CLOSED = 'OPEN' and Report-ZACTIVE = 'TRUE'</p> <p>-I2M_ECC_SAPWP2_WBS_REPORT -I2M_ECC_SAPPF2_WBS_REPORT</p> <p>then use Value Mapping : WBS Element Number. Else Not used</p>
24	-	-	-	-	S/4 HANA	ILOA	KOSTL	Cost Center	<p>For Order Types YA01 and YA02 use below logic-</p> <ol style="list-style-type: none"> 1. If EQUQR is not blank then derive from S4 ILOA-KOSTL (Use logic EQUZ-ILOAN = ILOA-ILOAN) 2. If EQUQR is blank then derive from S4 ILOA-KOSTL (Use logic IFLOT-ILOAN = ILOA-ILOAN) <p>For Order Types YA03 if S4 PROID exist then pass as BLANK else use below logic-</p> <ol style="list-style-type: none"> 1. If EQUQR is not blank then derive from S4 ILOA-KOSTL (Use logic EQUZ-ILOAN = ILOA-ILOAN) 2. If EQUQR is blank then derive from S4 ILOA-KOSTL (Use logic IFLOT-ILOAN = ILOA-ILOAN)

2. Work Order Header Transformation Rule (DCT)

Rule #	Source System	Source Table	Source Field	Source Description	Target System	Target Table	Target Field	Target Description	Transformation Logic
1	DCT	AUFK	zLegacy/AUFNR	Legacy Order Number	S/4 HANA	AUFK	AUFNR	Order Number	System (Internal numbering)
2	DCT	AUFK	AUART	Order Type	S/4 HANA	AUFK	AUART	Order Type	Direct Mapping
3	DCT	AUFK	KCHAR	Description	S/4 HANA	AUFK	KCHAR	Description	Direct Mapping
4	DCT	AFIH	PRIOK	Priority	S/4 HANA	AFIH	PRIOK	Priority	Direct Mapping
5	DCT	AFKO	GSTRP	Basic Start Date	S/4 HANA	AFKO	GSTRP	Basic Start Date	Direct Mapping
6	DCT	AFKO	GSUZP	Basic Start Time	S/4 HANA	AFKO	GSUZP	Basic Start Time	Direct Mapping
7	DCT	AFKO	GLTRP	Basic End Date	S/4 HANA	AFKO	GLTRP	Basic End Date	Direct Mapping
8	DCT	AFKO	GLUZP	Basic End Time	S/4 HANA	AFKO	GLUZP	Basic End Time	Direct Mapping
9	DCT	IFLOT	TPLNR	Functional Location	S/4 HANA	IFLOT	TPLNR	Functional Location	Direct Mapping
10	DCT	AFIH	EQUQR	Equipment	S/4 HANA	AFIH	EQUQR	Equipment	Value Mapping: Equipment
11	DCT	AFIH	QMNUM	Assigned Notification	S/4 HANA	AFIH	QMNUM	Assigned Notification	Not used
12	-	-	-	-	S/4 HANA	AFIH	REVNR	Maintenance Event/ Revision	Not used
13	-	-	-	-	S/4 HANA	AFIH	ILART	Maintenance Activity Type	Direct Mapping
14	-	-	-	-	S/4 HANA	CRHD	ARBPL	Work Center	<ol style="list-style-type: none"> 1. If EQUQR is not blank then derive from S4 EQUZ-GEWRK (Use logic EQUZ-GEWRK = CRHD-GEWRK to get CRHD-ARBPL) 2. If EQUQR is blank then derive from S4 IFLOT-GEWRK (Use logic IFLOT-GEWRK = CRHD-GEWRK to get CRHD-ARBPL)
15	-	-	-	-	S/4 HANA	CRHD	WERKS	Work Center Plant	Derive the S4 CRHD-WERKS from the derived S4 CRHD-ARBPL value

16	-	-	-	-	S/4 HANA	AFIH	IWERK	Planning Plant	1. If EQU NR is not blank then derive from S4 EQUZ-IWERK 2. If EQU NR is blank then derive from S4 IFLOT-IWERK
17	-	-	-	-	S/4 HANA	AFIH	INGPR	Planner group	1. If EQU NR is not blank then derive from S4 EQUZ-INGRP 2. If EQU NR is blank then derive from S4 IFLOT-INGRP
18	-	-	-	-	S/4 HANA	AUFK	WERKS	Maintenance Plant	Copy from IWERK (Planning Plant)
19	-	-	-	-	S/4 HANA	ILOA	BEBER	Plant Section	1. If EQU NR is not blank then derive from S4 ILOA-BEBER (Use logic EQUZ-ILOAN = ILOA-ILOAN) 2. If EQU NR is blank then derive from S4 ILOA-BEBER (Use logic IFLOT-ILOAN = ILOA-ILOAN)
20	-	-	-	-	S/4 HANA	ILOA	BUKRS	Company Code	1. If EQU NR is not blank then derive from S4 ILOA-BUKRS (Use logic EQUZ-ILOAN = ILOA-ILOAN) 2. If EQU NR is blank then derive from S4 ILOA-BUKRS (Use logic IFLOT-ILOAN = ILOA-ILOAN)
21	DCT	ILOA	PROID	WBS Element (Acc Assignment)	S/4 HANA	ILOA	PROID	WBS Element (Acc Assignment)	Direct mapping for Order Type (AUART) = 'YA03', Else Not used
22	-	ILOA	KOSTL	Cost Center	S/4 HANA	ILOA	KOSTL	Cost Center	If Legacy PROID doesn't exists as per the rule mentioned above, then derive Cost Centre from - 1. If EQU NR is not blank then derive from S4 ILOA-KOSTL (Use logic EQUZ-ILOAN = ILOA-ILOAN) 2. If EQU NR is blank then derive from S4 ILOA-KOSTL (Use logic IFLOT-ILOAN = ILOA-ILOAN)

3. Work Order Operation Transformation Rule (ECC)

Rule #	Source System	Source Table	Source Field	Source Description	Target System	Target Table	Target Field	Target Description	Transformation Logic
1	-	-	-	-	S/4 HANA	AFVC	AUFNR	Order Number	System (Internal numbering)
2	PF2, WP2	AFVC	VORNR	Legacy Operation /Activity	S/4 HANA	AFVC	VORNR	Operation /Activity	Direct Mapping
3	PF2, WP2	AFVC	LTXA1	Operation Description	S/4 HANA	AFVC	LTXA1	Operation Description	1. If not blank, Direct Mapping 2. If blank, derive the value as per Value Mapping: OTH_Migration_Date Relevant Values A2D (using Object ID "9005" and Field Name = "AFVC-LTAX1")
4	PF2, WP2	CRHD	ARBPL	Work Center	S/4 HANA	CRHD	ARBPL	Work Center	1. If not blank, Value Mapping: Work Centre A2D 2. Else, copy Work Order Header Work Center
5	PF2, WP2	CRHD	WERKS	Work Center Plant	S/4 HANA	CRHD	WERKS	Work Center Plant	Derive the S4 CRHD-WERKS from the derived S4 CRHD-ARBPL value
6	PF2, WP2	AFVC	PERNR	Person Responsible	S/4 HANA	AFVC	PERNR	Person Responsible	Value Mapping: Employee Personnel
7	PF2, WP2	AFVC	STEUS	Control Key	S/4 HANA	AFVC	STEUS	Control Key	Value Mapping: Control Key
8	PF2, WP2	AFVC	SAKTO	Cost Element	S/4 HANA	AFVC	SAKTO	Cost Element	Direct Mapping
9	PF2, WP2	AFVC	EKORG	Purchasing Organization	S/4 HANA	AFVC	EKORG	Purchasing Organisation	Value Mapping: Purchasing Organization
10	PF2, WP2	AFVC	EKGRP	Purchasing Group	S/4 HANA	AFVC	EKGRP	Purchasing Group	Value Mapping: Purchasing Group
11	PF2, WP2	AFVC	MATKL	Material Group	S/4 HANA	AFVC	MATKL	Material Group	Value Mapping: Material Group
12	PF2, WP2	AFVC	ANLZU	System Condition	S/4 HANA	AFVC	ANLZU	System Condition	Value Mapping: System Condition

13	PF2, WP2	AFVC	LARNT	Activity Type	S/4 HANA	AFVC	LARNT	Activity Type	Derive Activity Type (CRCO-LSTAR) from Target Work Centre (CRHD-ARBPL)
14	PF2, WP2	AFVV	ARBEI	Work	S/4 HANA	AFVV	ARBEI	Work	Direct Mapping If ARBEI is not in Hours, convert ARBEI value to Hours as below IF Unit = 'H' Hours = Value ELSE IF Unit = 'MIN' Hours = Value / 60 ELSE Unit = 'SEC' Hours = Value / 3600 ELSE IF Unit = 'DAY' Hours = Value * Working Hours per Work Center Capacity Unit (Logic mentioned at the end of section)
15	PF2, WP2	AFVV	ARBEH	Work Unit	S/4 HANA	AFVV	ARBEH	Work Unit	Default to 'H' (Hours)
16	PF2, WP2	AFVC	INDET	Calculation Key	S/4 HANA	AFVC	INDET	Calculation Key	Default to "0 – Maintain Manually"
17	PF2, WP2	AFVV	DAUNO	Duration	S/4 HANA	AFVV	DAUNO	Duration	Direct Mapping If DAUNE is not in Hours, convert DAUNO value to Hours as below IF Unit = 'H' Hours = Value ELSE IF Unit = 'MIN' Hours = Value / 60 ELSE Unit = 'SEC' Hours = Value / 3600 ELSE IF Unit = 'DAY' Hours = Value * Working Hours per Work Center Capacity Unit (Logic mentioned at the end of section)
18	PF2, WP2	AFVV	DAUNE	Duration Unit	S/4 HANA	AFVV	DAUNE	Duration Unit	Default to 'H' (Hours)
19	PF2, WP2	AFVC	ANZZL	Required Capacities	S/4 HANA	AFVC	ANZZL	Required Capacities	Direct Mapping
20	PF2, WP2	AFVV	EINSA	Start Constraint	S/4 HANA	AFVV	EINSA	Start Constraint	Direct Mapping
21	PF2, WP2	AFVV	NTANF	Start Constraint Date	S/4 HANA	AFVV	NTANF	Start Constraint Date	Direct Mapping
22	PF2, WP2	AFVV	NTANZ	Start Constraint Time	S/4 HANA	AFVV	NTANZ	Start Constraint Time	Direct Mapping
23	PF2, WP2	AFVV	EINSE	Finish Constraint	S/4 HANA	AFVV	EINSE	Finish Constraint	Direct Mapping
24	PF2, WP2	AFVV	NTEND	Finish Constraint Date	S/4 HANA	AFVV	NTEND	Finish Constraint Date	Direct Mapping
25	PF2, WP2	AFVV	NTENZ	Finish Constraint Time	S/4 HANA	AFVV	NTENZ	Finish Constraint Time	Direct Mapping
26	PF2, WP2	AFVV	MGVRG	Operation Quantity	S/4 HANA	AFVV	MGVRG	Operation Quantity	Direct Mapping
27	PF2, WP2	AFVV	MEINH	Operation Quantity Unit	S/4 HANA	AFVV	MEINH	Operation Quantity Unit	Direct Mapping
28	PF2, WP2	AFVC	PREIS	Price	S/4 HANA	AFVC	PREIS	Price	Direct Mapping
29	PF2, WP2	AFVC	WAERS	Currency	S/4 HANA	AFVC	WAERS	Currency	Direct Mapping
30	PF2, WP2	AFVC	PEINH	Price Unit	S/4 HANA	AFVC	PEINH	Price Unit	Direct Mapping
31	PF2, WP2	AFVC	LIFNR	Vendor	S/4 HANA	AFVC	LIFNR	Vendor	Value Mapping: Vendor Number
34	PF2, WP2	AFVC	WEMPF	Recipient	S/4 HANA	AFVC	WEMPF	Recipient	Direct Mapping
35	PF2, WP2	AFVC	BEDNR	Tracking Number	S/4 HANA	AFVC	BEDNR	Tracking Number	Direct Mapping
36	PF2, WP2	AFVC	SORTL	Sort Term	S/4 HANA	AFVC	SORTL	Sort Term	Direct Mapping
37	PF2, WP2	AFVC	INFNR	Purchasing Info Record	S/4 HANA	AFVC	INFNR	Purchasing Info Record	Value Mapping: Purchasing Info Record Number
38	PF2, WP2	AFVC	AFNAM	Name of Requisitioner	S/4 HANA	AFVC	AFNAM	Name of Requisitioner	Direct Mapping
39	PF2, WP2	AFVC	ABLAD	Unloading Point	S/4 HANA	AFVC	ABLAD	Unloading Point	Direct Mapping
40	PF2, WP2	AFVV	PLIFZ	Planned Delivery Time - Day	S/4 HANA	AFVV	PLIFZ	Planned Delivery Time - Day	Direct Mapping

41	PF2, WP2	AFVC	NO_DISP	Reservation Relevance / Generation of Purchase Requisition	S/4 HANA	AFVC	NO_DISP	Reservation Relevance / Generation of Purchase Requisition	Check if PO exist in Legacy (PF2/WP2), then set to '1' (Never) Else map based on the below table.											
<table border="1"> <thead> <tr> <th>Function</th> <th>Legacy Table</th> <th>Target Load</th> </tr> </thead> <tbody> <tr> <td>Never</td> <td>1</td> <td>1</td> </tr> <tr> <td>From Release</td> <td>X</td> <td>2</td> </tr> <tr> <td>Immediately</td> <td>Blank</td> <td>3</td> </tr> </tbody> </table>									Function	Legacy Table	Target Load	Never	1	1	From Release	X	2	Immediately	Blank	3
Function	Legacy Table	Target Load																		
Never	1	1																		
From Release	X	2																		
Immediately	Blank	3																		

Logic to get Working Hours per Work Center Capacity Unit -

Step	Table	Field(s)	Logic
1	CRHD	CRHD-ARBPL, CRHD-WERKS	Identify the Work Center
2	CRHD	CRHD-OBJTY = 'A', CRHD-OBJID	Internal Work Center object
3	CRCA	CRCA-OBJTY = CRHD-OBJTY and CRCA-OBJID = CRHD-OBJID	Get capacity allocation
4	CRCA	CRCA-KAPID	Capacity ID assigned to Work Center
5	KAKO	KAKO-KAPID = CRCA-KAPID	Get standard capacity / working hours

Working Hours per Capacity Unit = (KAKO-ENDZT - KAKO-BEGZT - KAKO-PAUSE) / 3600

(Note - Values for the field mentioned would be in seconds and therefore this conversion is required)

KAKO-BEGZT "Start Time"
KAKO-ENDZT "End Time"
KAKO-PAUSE "Total Break Time"

4. Work Order Operation Transformation Rule (DCT)

Rule #	Source System	Source Table	Source Field	Source Description	Target System	Target Table	Target Field	Target Description	Transformation Logic
1	DCT	AFVC	zLegacyAUFNR	Legacy Order Number	S/4 HANA	AFVC	AUFNR	Order Number	Direct Mapping
2	DCT	AFVC	zLegacyVORNR	Legacy Operation/Activity	S/4 HANA	AFVC	VORNR	Operation/Activity	Direct Mapping
3	DCT	AFVC	LTXA1	Operation Description	S/4 HANA	AFVC	LTXA1	Operation Description	Direct Mapping
4	DCT	CRHD	ARBPL	Work Center	S/4 HANA	CRHD	ARBPL	Work Center	Direct Mapping
5	DCT	CRHD	WERKS	Work Center Plant	S/4 HANA	CRHD	WERKS	Work Center Plant	Direct Mapping
6	DCT	AFVC	PERNR	Person Responsible	S/4 HANA	AFVC	PERNR	Person Responsible	Value Mapping: Employee Personnel
7	DCT	AFVC	STEUS	Control Key	S/4 HANA	AFVC	STEUS	Control Key	Direct Mapping
8	DCT	AFVC	SAKTO	Cost Element	S/4 HANA	AFVC	SAKTO	Cost Element	Direct Mapping
9	DCT	AFVC	EKORG	Purchasing Organization	S/4 HANA	AFVC	EKORG	Purchasing Organisation	Direct Mapping
10	DCT	AFVC	EKGRP	Purchasing Group	S/4 HANA	AFVC	EKGRP	Purchasing Group	Direct Mapping
11	DCT	AFVC	MATKL	Material Group	S/4 HANA	AFVC	MATKL	Material Group	Direct Mapping
12	DCT	AFVC	ANLZU	System Condition	S/4 HANA	AFVC	ANLZU	System Condition	Direct Mapping
13	DCT	AFVC	LARNT	Activity Type	S/4 HANA	AFVC	LARNT	Activity Type	Derive Activity Type (CRCO-LSTAR) from Target Work Centre (CRHD-ARBPL)
14	DCT	AFVV	ARBEI	Work	S/4 HANA	AFVV	ARBEI	Work	Derive Work = DAUNO X ANZZL
15	DCT	AFVV	ARBEH	Work Unit	S/4 HANA	AFVV	ARBEH	Work Unit	Default to 'H' (Hours)
16	DCT	AFVC	INDET	Calculation Key	S/4 HANA	AFVC	INDET	Calculation Key	Default to '2' (Calculate Work)
17	DCT	AFVV	DAUNO	Duration	S/4 HANA	AFVV	DAUNO	Duration	Direct Mapping
18	DCT	AFVV	DAUNE	Duration Unit	S/4 HANA	AFVV	DAUNE	Duration Unit	Default to 'H' (Hours)
19	DCT	AFVC	ANZZL	Required Capacities	S/4 HANA	AFVC	ANZZL	Required Capacities	Direct Mapping
20	DCT	AFVV	EINSA	Start Constraint	S/4 HANA	AFVV	EINSA	Start Constraint	Direct Mapping
21	DCT	AFVV	NTANF	Start Constraint Date	S/4 HANA	AFVV	NTANF	Start Constraint Date	Direct Mapping
22	DCT	AFVV	NTANZ	Start Constraint Time	S/4 HANA	AFVV	NTANZ	Start Constraint Time	Direct Mapping
23	DCT	AFVV	EINSE	Finish Constraint	S/4 HANA	AFVV	EINSE	Finish Constraint	Direct Mapping

24	DCT	AFVV	NTEND	Finish Constraint Date	S/4 HANA	AFVV	NTEND	Finish Constraint Date	Direct Mapping
25	DCT	AFVV	NTENZ	Finish Constraint Time	S/4 HANA	AFVV	NTENZ	Finish Constraint Time	Direct Mapping
26	DCT	AFVV	MGVRG	Operation Quantity	S/4 HANA	AFVV	MGVRG	Operation Quantity	Direct Mapping
27	DCT	AFVV	MEINH	Operation Quantity Unit	S/4 HANA	AFVV	MEINH	Operation Quantity Unit	Direct Mapping
28	DCT	AFVC	PREIS	Price	S/4 HANA	AFVC	PREIS	Price	Direct Mapping
29	DCT	AFVC	WAERS	Currency	S/4 HANA	AFVC	WAERS	Currency	Direct Mapping
30	DCT	AFVC	PEINH	Price Unit	S/4 HANA	AFVC	PEINH	Price Unit	Direct Mapping
31	DCT	AFVC	LIFNR	Vendor	S/4 HANA	AFVC	LIFNR	Vendor	Value Mapping
34	DCT	AFVC	WEMPF	Recipient	S/4 HANA	AFVC	WEMPF	Recipient	Direct Mapping
35	DCT	AFVC	BEDNR	Tracking Number	S/4 HANA	AFVC	BEDNR	Tracking Number	Direct Mapping
36	DCT	AFVC	SORTL	Sort Term	S/4 HANA	AFVC	SORTL	Sort Term	Direct Mapping
37	DCT	AFVC	INFNR	Purchasing Info Record	S/4 HANA	AFVC	INFNR	Purchasing Info Record	Direct Mapping
38	DCT	AFVC	AFNAM	Name of Requisitioner	S/4 HANA	AFVC	AFNAM	Name of Requisitioner	Direct Mapping
39	DCT	AFVC	ABLAD	Unloading Point	S/4 HANA	AFVC	ABLAD	Unloading Point	Direct Mapping
40	DCT	AFVV	PLIFZ	Planned Delivery Time - Day	S/4 HANA	AFVV	PLIFZ	Planned Delivery Time - Day	Direct Mapping
41	DCT	AFVC	NO_DISP	Reservation Relevance / Generation of Purchase Requisition	S/4 HANA	AFVC	NO_DISP	Reservation Relevance / Generation of Purchase Requisition	If Purchase Order exist default to '1', Else Direct Mapping

5. Work Order Operation Component Transformation Rule (ECC)

Criteria - Load all components except for the following scenario:

- Work Order Operation (AFVC-VORNR) status (JEST-STAT) is CNF, or
- Item Category (RESB-POSTP) = L, and Requirement Quantity (RESB-BDMNG) =< Withdrawn Quantity (RESB-ENMNG), or
- Item Category (RESB-POSTP) = N, and Requirement Quantity (RESB-BDMNG) = PO Quantity (EKPO-MENGE) or
- Item Category (RESB-POSTP) = L/N/T, and Final Issue (RESB-KZEAR) is ticked

Logic to Link Reservation (RESB) and Purchase Orders (EKPO)

Step	Table	Field(s)	Logic
1	AUFK / AFIH	AUFK-AUFNR = AFIH-AUFNR	Identify PM Work Order
2	RESB	RESB-AUFNR = AUFK-AUFNR	Get reservation items for the Work Order
3	RESB	RESB-BANFN, RESB-BNFPO	PR number and PR item referenced by reservation
4	EKPO	EKPO-BANFN = RESB-BANFN and EKPO-BNFPO = RESB-BNFPO	Get PO item created from that PR
5	EKKO	EKKO-EBELN = EKPO-EBELN	Get PO header

Rule #	Source System	Source Table	Source Field	Source Description	Target System	Target Table	Target Field	Target Description	Transformation Logic
1	-	-	-	-	S/4 HANA	AFVC	AUFNR	Order Number	System (Internal numbering)
2	PF2, WP2	AFVC	VORNR	Operation Number	S/4 HANA	AFVC	VORNR	Operation Number	Direct Mapping
3	PF2, WP2	RESB	POSNR	Item Number of Reservation	S/4 HANA	RESB	POSNR	Item Number of Reservation	Direct Mapping
4	PF2, WP2	RESB	MATNR	Material Number	S/4 HANA	RESB	MATNR	Material	Value Mapping: Material Master
5	PF2, WP2	RESB	POTX1	Description	S/4 HANA	RESB	POTX1	Description	Direct Mapping, If Material number is blank. This field is defaulted from the Material Master. Only load if Material Number is blank. If Material number is not blank, retrieve from Material table for reference only.
6	PF2, WP2	RESB	POSTP	Item Category	S/4 HANA	RESB	POSTP	Item Category	1. If not blank, Direct Mapping 2. If blank, derive the value as per Value Mapping: OTH_Migration_Date Relevant Values A2D (using Object ID "9005" and Field Name = "RESB-POSTP") Validation to ensure – if legacy material number is blank, value must be "N" or "T"

7	PF2, WP2	RESB	BDMNG	Requirement Quantity	S/4 HANA	RESB	BDMNG	Requirement Quantity	<p>If Item Category = "L"</p> <ul style="list-style-type: none"> Requirement Quantity(RESB-BDMNG) minus Withdrawn Quantity (RESB-ENMNG) <p>If Item Category = N"</p> <ul style="list-style-type: none"> Requirement Quantity (RESB-BDMNG) minus PO Quantity (EKPO-MENGE) <p>Select MENGE from EKPO where AFVC.AUFNR = RESB.AUFNR and AFVC.VORNR = RESB.VORNR and RESB.RSNUM = EBAN.ARSNR and RESB.RSPOS = EBAN.ARSPS and RESB.XLOEK<-> 'X' and EBAN.BANFN = EKPO.BANFN and EBAN.BNFPO = EKPO.BNFPO</p>												
8	PF2, WP2	RESB	MEINS	Unit	S/4 HANA	RESB	MEINS	Unit	Direct Mapping												
9	PF2, WP2	RESB	NO_DISP	Reservation Relevance / Generation of Purchase Requisition	S/4 HANA	RESB	NO_DISP	Reservation Relevance / Generation of Purchase Requisition	<p>If PO exist in Legacy (PF2/WP2), then set to '1' (Never)</p> <p>Else map based on the below table.</p> <table border="1"> <thead> <tr> <th>Function</th> <th>Legacy Table</th> <th>Target Load</th> </tr> </thead> <tbody> <tr> <td>Never</td> <td>1</td> <td>1</td> </tr> <tr> <td>From Release</td> <td>X</td> <td>2</td> </tr> <tr> <td>Immediately</td> <td>Blank</td> <td>3</td> </tr> </tbody> </table>	Function	Legacy Table	Target Load	Never	1	1	From Release	X	2	Immediately	Blank	3
Function	Legacy Table	Target Load																			
Never	1	1																			
From Release	X	2																			
Immediately	Blank	3																			
10	PF2, WP2	RESB	WERKS	Plant	S/4 HANA	RESB	WERKS	Plant	Value Mapping: Plant												
11	PF2, WP2	RESB	BDTER	Requirements Date	S/4 HANA	RESB	BDTER	Requirements Date	Direct Mapping												
12	PF2, WP2	RESB	KZMPF	Manual Reqmt Date Indicator	S/4 HANA	RESB	KZMPF	Manual Reqmt Date Indicator	Direct Mapping												
13	PF2, WP2	RESB	LGORT	Storage Location	S/4 HANA	RESB	LGORT	Storage Location	<p>Value Mapping: Storage Location.</p> <p>Ensure material is extended to the storage location.</p>												
14	PF2, WP2	RESB	CHARG	Batch	S/4 HANA	RESB	CHARG	Batch	Not used												
15	PF2, WP2	RESB	GPREIS	Price	S/4 HANA	RESB	GPREIS	Price	Direct Mapping												
16	PF2, WP2	RESB	PEINH	Price Unit	S/4 HANA	RESB	PEINH	Price Unit	Direct Mapping												
17	PF2, WP2	RESB	WAERS	Currency	S/4 HANA	RESB	WAERS	Currency	<p>Only for Item Category = N,</p> <p>Transform based on mapping table for Currency Code</p> <p>Error if cannot be mapped.</p> <p>Not applicable if Item Category <-> N</p>												
18	PF2, WP2	RSADD	EKORG	Purchasing Organization	S/4 HANA	RSADD	EKORG	Purchasing Organization	Value Mapping: Purchasing Organization												
19	PF2, WP2	RESB	EKGRP	Purchasing Group	S/4 HANA	RESB	EKGRP	Purchasing Group	Value Mapping: Purchasing Group												
20	PF2, WP2	RESB	LIFNR	Supplier	S/4 HANA	RESB	LIFNR	Supplier	If not blank, Value Mapping: Vendor												
21	PF2, WP2	RESB	INFNR	Purchasing Info Record	S/4 HANA	RESB	INFNR	Purchasing Info Record	If not blank, Value Mapping: Purchasing Info Record												
22	PF2, WP2	RESB	MATKL	Material Group	S/4 HANA	RESB	MATKL	Material Group	If not blank, Value Mapping: Material Group												
23	PF2, WP2	RESB	SAKNR	G/L Account	S/4 HANA	RESB	SAKNR	G/L Account	If not blank, Value Mapping: G/L Account												
24	PF2, WP2	RESB	WEMPF	Goods Recipient	S/4 HANA	RESB	WEMPF	Goods Recipient	Direct Mapping												
25	PF2, WP2	RESB	ABLAD	Unloading Point	S/4 HANA	RESB	ABLAD	Unloading Point	Direct Mapping												
26	-	-	-	-	S/4 HANA	RESB	STARTDATE	Service Performance Start Date	Not used												
27	-	-	-	-	S/4 HANA	RESB	PERFORMANCE PERIODS TARTTIME	Service Performance Start Time (UTC)	Not used												
28	-	-	-	-	S/4 HANA	RESB	ENDDATE	Service Performance End Date	Not used												
29	-	-	-	-	S/4 HANA	RESB	PERFORMANCE PERIODE NDTIME	Service Performance End Time (UTC)	Not used												
30	-	-	-	-	S/4 HANA	RESB	SERVICE DURATION	Duration of Lean Service	Not used												
31	-	-	-	-	S/4 HANA	RESB	SERVICE DURATIO NUNIT	Duration Unit for a Lean Service	Not used												

32	-	-	-	-	S/4 HANA	ESUH	COMMITMENT	Expected Value	Not used
33	-	-	-	-	S/4 HANA	ESUH	SUMLIMIT	Overall Limit	Not used

6. Work Order Operation Lean Service Transformation Rule (ECC)

Lean Service Criteria: External Services will be mapped to Lean Service Materials.

Lean service is mandatory when:

1. Work Order Operation is external service (AFVC-STEUS=T430-STEUS, T430-LIEF is not blank and T430-SERVICE is not blank)
2. Service Package with the following condition exists: AFVC-PACKNO=ESLL-PACKNO and ESLL-PACKAGE is not blank, get ESLL-SUB_PACKNO. Extract all data ESLL-SUB_PACKNO=ESLL-PACKNO

Rule #	Source System	Source Table	Source Field	Source Description	Target System	Target Table	Target Field	Target Description	Transformation Logic
1	-	-	-	-	S/4 HANA	AFVC	AUFNR	Order Number	System (Internal numbering)
2	PF2, WP2	AFVC	VORNR	Operation Number	S/4 HANA	AFVC	VORNR	Operation Number	Direct Mapping
3	-	-	-	-	S/4 HANA	RESB	POSNR	Item Number of Reservation	<ul style="list-style-type: none"> • If a POSNR value already exists for the operation (AFVC-VORNR) in the legacy system, assign the next sequential POSNR by incrementing the existing value by +1 for each Lean Service entry recorded in the DCT. • If no POSNR value exists for the operation (AFVC-VORNR) in the legacy system, start with POSNR = '0001' for the first Lean Service entry, and increment sequentially for subsequent entries (0002, 0003, ...).
4	DCT	RESB	MATNR	Material Number	S/4 HANA	RESB	MATNR	Material	Direct Mapping
5	-	-	-	-	S/4 HANA	RESB	POTX1	Description	Not used
6	DCT	RESB	POSTP	Item Category	S/4 HANA	RESB	POSTP	Item Category	Direct Mapping
7	DCT	RESB	BDMNG	Requirement Quantity	S/4 HANA	RESB	BDMNG	Requirement Quantity	Direct Mapping
8	DCT	RESB	MEINS	Unit	S/4 HANA	RESB	MEINS	Unit	Direct Mapping
9	DCT	RESB	NO_DISP	Reservation Relevance / Generation of Purchase Requisition	S/4 HANA	RESB	NO_DISP	Reservation Relevance / Generation of Purchase Requisition	Direct Mapping
10	DCT	RESB	WERKS	Plant	S/4 HANA	RESB	WERKS	Plant	Direct Mapping
11	DCT	RESB	BDTER	Requirements Date	S/4 HANA	RESB	BDTER	Requirements Date	Direct Mapping
12	DCT	RESB	KZMPF	Manual Reqmt Date Indicator	S/4 HANA	RESB	KZMPF	Manual Reqmt Date Indicator	Direct Mapping
13	-	-	-	-	S/4 HANA	RESB	LGORT	Storage Location	Not used
14	-	-	-	-	S/4 HANA	RESB	CHARG	Batch	Not used
15	-	-	-	-	S/4 HANA	RESB	GPREIS	Price	Not used
16	-	-	-	-	S/4 HANA	RESB	PEINH	Price Unit	Not used
17	-	-	-	-	S/4 HANA	RESB	WAERS	Currency	Not used
18	-	-	-	-	S/4 HANA	RSADD	EKORG	Purchasing Organization	Not used
19	-	-	-	-	S/4 HANA	RESB	EKGRP	Purchasing Group	Not used
20	-	-	-	-	S/4 HANA	RESB	LIFNR	Supplier	Not used
21	-	-	-	-	S/4 HANA	RESB	INFNR	Purchasing Info Record	Not used
22	-	-	-	-	S/4 HANA	RESB	MATKL	Material Group	Not used
23	-	-	-	-	S/4 HANA	RESB	SAKNR	G/L Account	Not used
24	-	-	-	-	S/4 HANA	RESB	WEMPF	Goods Recipient	Direct Mapping
25	-	-	-	-	S/4 HANA	RESB	ABLAD	Unloading Point	Not used
26	DCT	RESB	RESB	STARTDATE	Service Performance Start Date	RESB	STARTDATE	Service Performance Start Date	Direct Mapping

27	DCT	RESB	RESB	PERFORMANCE PERIODSTART TIME	Service Performanc e Start Time (UTC)	RESB	PERFORM ANCE PERIODS TARTTIME	Service Performance Start Time (UTC)	Direct Mapping
28	DCT	RESB	RESB	ENDDATE	Service Performanc e End Date	RESB	ENDDATE	Service Performance End Date	Direct Mapping
29	DCT	RESB	RESB	PERFORMANCE PERIODENDTI ME	Service Performanc e End Time (UTC)	RESB	PERFORM ANCE PERIODE NDTIME	Service Performance End Time (UTC)	Direct Mapping
30	DCT	RESB	RESB	SERVICEDURA TION	Duration of Lean Service	RESB	SERVICE DURATION	Duration of Lean Service	Direct Mapping
31	DCT	RESB	RESB	SERVICEDURA TIONUNIT	Duration Unit for a Lean Service	RESB	SERVICE DURATIO NUNIT	Duration Unit for a Lean Service	Direct Mapping
32	DCT	RESB	ESUH	COMMITMENT	Expected Value	ESUH	COMMITM ENT	Expected Value	Direct Mapping
33	DCT	RESB	ESUH	SUMLIMIT	Overall Limit	ESUH	SUMLIMIT	Overall Limit	Direct Mapping

7. Work Order Operation Component Transformation Rule (DCT)

Note: External Services will be mapped to Lean Service Materials.

Rule #	Source System	Source Table	Source Field	Source Description	Target System	Target Table	Target Field	Target Description	Transformation Logic
1	DCT	AFVC	zLegacyAUFNR	Legacy Order Number	S/4 HANA	AFVC	AUFNR	Order Number	System (Internal numbering)
2	DCT	AFVC	zLegacyVORNR	Legacy Operation Number	S/4 HANA	AFVC	VORNR	Operation Number	Direct Mapping
3	DCT	RESB	POSNR	Item Number of Reservation	S/4 HANA	RESB	POSNR	Item Number of Reservation	Direct Mapping
4	DCT	RESB	MATNR	Material Number	S/4 HANA	RESB	MATNR	Material	Value Mapping: Material Master
5	DCT	RESB	POTX1	Description	S/4 HANA	RESB	POTX1	Description	Direct Mapping
6	DCT	RESB	POSTP	Item Category	S/4 HANA	RESB	POSTP	Item Category	Direct Mapping
7	DCT	RESB	BDMNG	Requirement Quantity	S/4 HANA	RESB	BDMNG	Requirement Quantity	Direct Mapping
8	DCT	RESB	MEINS	Unit	S/4 HANA	RESB	MEINS	Unit	Direct Mapping
9	DCT	RESB	NO_DISP	Reservation Relevance / Generation of Purchase Requisition	S/4 HANA	RESB	NO_DISP	Reservation Relevance / Generation of Purchase Requisition	Direct Mapping
10	DCT	RESB	WERKS	Plant	S/4 HANA	RESB	WERKS	Plant	Direct Mapping
11	DCT	RESB	BDTER	Requirements Date	S/4 HANA	RESB	BDTER	Requirements Date	Direct Mapping
12	DCT	RESB	KZMPF	Manual Reqmt Date Indicator	S/4 HANA	RESB	KZMPF	Manual Reqmt Date Indicator	Direct Mapping
13	DCT	RESB	LGORT	Storage Location	S/4 HANA	RESB	LGORT	Storage Location	Direct Mapping
14	DCT	RESB	CHARG	Batch	S/4 HANA	RESB	CHARG	Batch	Not used
15	DCT	RESB	GPREIS	Price	S/4 HANA	RESB	GPREIS	Price	Direct Mapping
16	DCT	RESB	PEINH	Price Unit	S/4 HANA	RESB	PEINH	Price Unit	Direct Mapping
17	DCT	RESB	WAERS	Currency	S/4 HANA	RESB	WAERS	Currency	Direct Mapping
18	DCT	RSADD	EKORG	Purchasing Organization	S/4 HANA	RSADD	EKORG	Purchasing Organization	Direct Mapping
19	DCT	RESB	EKGRP	Purchasing Group	S/4 HANA	RESB	EKGRP	Purchasing Group	Direct Mapping
20	DCT	RESB	LIFNR	Supplier	S/4 HANA	RESB	LIFNR	Supplier	Direct Mapping
21	DCT	RESB	INFNR	Purchasing Info Record	S/4 HANA	RESB	INFNR	Purchasing Info Record	Direct Mapping
22	DCT	RESB	MATKL	Material Group	S/4 HANA	RESB	MATKL	Material Group	Direct Mapping
23	DCT	RESB	SAKNR	G/L Account	S/4 HANA	RESB	SAKNR	G/L Account	Direct Mapping
24	DCT	RESB	WEMPF	Goods Recipient	S/4 HANA	RESB	WEMPF	Goods Recipient	Direct Mapping
25	DCT	RESB	ABLAD	Unloading Point	S/4 HANA	RESB	ABLAD	Unloading Point	Direct Mapping
26	DCT	-	-	-	S/4 HANA	RESB	STARTDATE	Service Performance Start Date	Not used
27	DCT	-	-	-	S/4 HANA	RESB	PERFORM ANCE PERIODSTA RTTIME	Service Performance Start Time (UTC)	Not used
28	DCT	-	-	-	S/4 HANA	RESB	ENDDATE	Service Performance End Date	Not used

29	DCT	-	-	-	S/4 HANA	RESB	PERFORMANCE PERIODEND TIME	Service Performance End Time (UTC)	Not used
30	DCT	-	-	-	S/4 HANA	RESB	SERVICEDURATION	Duration of Lean Service	Not used
31	DCT	-	-	-	S/4 HANA	RESB	SERVICEDURATIONUNIT	Duration Unit for a Lean Service	Not used
32	DCT	-	-	-	S/4 HANA	ESUH	COMMITMENT	Expected Value	Not used
33	DCT	-	-	-	S/4 HANA	ESUH	SUMLIMIT	Overall Limit	Not used

8. Work Order Operation Relationships Transformation Rule (ECC)

Rule #	Source System	Source Table	Source Field	Source Description	Target System	Target Table	Target Field	Target Description	Transformation Logic
1	PF2, WP2	AFVC	AUFNR	Predecessor Order Number	S/4 HANA	AFVC	AUFNR	Predecessor Order Number	System (Internal numbering)
2	PF2, WP2	AFVC	VORNR	Predecessor Order Operation	S/4 HANA	AFVC	VORNR	Predecessor Order Operation	Direct Mapping
3	PF2, WP2	AFVC	AUFNR	Successor Order Number	S/4 HANA	AFVC	AUFNR	Successor Order Number	System (Internal numbering)
4	PF2, WP2	AFVC	VORNR	Successor Order Operation	S/4 HANA	AFVC	VORNR	Successor Order Operation	Direct Mapping
5	PF2, WP2	AFAB	AOBAR	Type of Relationship	S/4 HANA	AFAB	AOBAR	Type of Relationship	Direct Mapping
6	PF2, WP2	AFAB	DAUER	Time Interval	S/4 HANA	AFAB	DAUER	Time Interval	Direct Mapping
7	PF2, WP2	AFAB	ZEINH	Unit	S/4 HANA	AFAB	ZEINH	Unit	Direct Mapping

9. Work Order Operation Relationships Transformation Rule (DCT)

Rule #	Source System	Source Table	Source Field	Source Description	Target System	Target Table	Target Field	Target Description	Transformation Logic
1	DCT	AFVC	zLegacyAUFNR_PRE	Predecessor Order Number	S/4 HANA	AFVC	AUFNR	Predecessor Order Number	System (Internal numbering)
2	DCT	AFVC	VORNR_PRE	Predecessor Order Operation	S/4 HANA	AFVC	VORNR	Predecessor Order Operation	Direct Mapping
3	DCT	AFVC	zLegacyAUFNR_SUC	Successor Order Number	S/4 HANA	AFVC	AUFNR	Successor Order Number	System (Internal numbering)
4	DCT	AFVC	VORNR_SUC	Successor Order Operation	S/4 HANA	AFVC	VORNR	Successor Order Operation	Direct Mapping
5	DCT	AFAB	AOBAR	Type of Relationship	S/4 HANA	AFAB	AOBAR	Type of Relationship	Direct Mapping
6	DCT	AFAB	DAUER	Time Interval	S/4 HANA	AFAB	DAUER	Time Interval	Direct Mapping
7	DCT	AFAB	ZEINH	Unit	S/4 HANA	AFAB	ZEINH	Unit	Direct Mapping

10. Work Order Object List Transformation Rule (ECC)

Rule #	Source System	Source Table	Source Field	Source Description	Target System	Target Table	Target Field	Target Description	Transformation Logic
1	-	-	-	-	S/4 HANA	AFVC	AUFNR	Order Number	System (Internal numbering)
2	PF2, WP2	OBJK	OBZAE	Counter	S/4 HANA	OBJK	OBZAE	Counter	Direct Mapping
3	PF2, WP2	OBJK	SORTF	Sort	S/4 HANA	OBJK	SORTF	Sort	Direct Mapping
4	PF2, WP2	IFLOT	TPLNR	Functional Location	S/4 HANA	IFLOT	TPLNR	Functional Location	If not blank, Use Value Mapping: Functional Location
5	PF2, WP2	OBJK	EQUNR	Equipment	S/4 HANA	OBJK	EQUNR	Equipment	If not blank, Use Value Mapping: Equipment
6	PF2, WP2	IFLOT	TPLNR	Functional Location	S/4 HANA	OBJK	EQUNR	Equipment	<p><i>Note: Transformation Rule for legacy EQUNR must run before this rule. This rule is for legacy Functional Locations which are converted to Equipment in S4</i></p> <p>1. If S4 EQUNR is blank then Value Mapping: Equipment</p>

7	PF2, WP2	OBJK	BAUTL	Assembly	S/4 HANA	OBJK	EQUNR	Equipment	<i>Note: Transformation Rule for legacy EQUNR and legacy TPLNR to EQUNR must run before this rule. This rule is for legacy Assemblies which are converted to Equipment in S4</i> 1. If S4 EQUNR is blank then Value Mapping: Equipment
8	PF2, WP2	OBJK	MATNR	Material	S/4 HANA	OBJK	MATNR	Material	Value Mapping: Material Master
9	PF2, WP2	OBJK	QMNUM	Notification	S/4 HANA	OBJK	QMNUM	Notification	Value Mapping: Notification

11. Work Order Object List Transformation Rule (DCT)

Rule #	Source System	Source Table	Source Field	Source Description	Target System	Target Table	Target Field	Target Description	Transformation Logic
1	DCT	AFVC	zLegacyAUFNR	Legacy Order Number	S/4 HANA	AFVC	AUFNR	Order Number	System (Internal numbering)
2	PF2, WP2	OBJK	OBZAE	Counter	S/4 HANA	OBJK	OBZAE	Counter	Direct Mapping
3	PF2, WP2	OBJK	SORTF	Sort	S/4 HANA	OBJK	SORTF	Sort	Direct Mapping
4	PF2, WP2	IFLOT	TPLNR	Functional Location	S/4 HANA	IFLOT	TPLNR	Functional Location	Value Mapping: Functional Location
5	PF2, WP2	OBJK	EQUNR	Equipment	S/4 HANA	OBJK	EQUNR	Equipment	Value Mapping: Equipment
6	PF2, WP2	OBJK	MATNR	Material	S/4 HANA	OBJK	MATNR	Material	Not used
7	PF2, WP2	OBJK	QMNUM	Notification	S/4 HANA	OBJK	QMNUM	Notification	Value Mapping: Notification

12. Work Order Confirmation Transformation Rule (ECC)

Rule #	Source System	Source Table	Source Field	Source Description	Target System	Target Table	Target Field	Target Description	Transformation Logic
1	-	-	-	-	S/4 HANA	AUFK	AUFNR	Order Number	System (Internal numbering)
2	PF2, WP2	AFVC	VORNR	Operation Number	S/4 HANA	AFVC	VORNR	Operation Number	Direct Mapping
3	-	-	-	-	S/4 HANA	AFRU	ISMNW	Actual Work	Default to '0'
4	PF2, WP2	AFRU	AUERU	Final Confirmation	S/4 HANA	AFRU	AUERU	Final Confirmation	If Operation Status = CNF, then default 'X' else Blank
5	-	-	-	-	S/4 HANA	AFRU	OFMNW	Remaining work	Default to '0'
6	-	-	-	-	S/4 HANA	AFRU	ISDD	Work Start Date	Default Current Date
7	-	-	-	-	S/4 HANA	AFRU	ISDZ	Work Start Time	Default "000000"
9	-	-	-	-	S/4 HANA	AFRU	IEDD	Work Finish Date	Default Current Date
10	-	-	-	-	S/4 HANA	AFRU	IEDZ	Work Finish Time	Default "000000"

13. Work Order Operation Capacity Requirement Transformation Rule (ECC)

Work Order Operation Capacity Requirement is to be migrated only for work orders -

- within creation date (AUFK-ERDAT) later than **X Period** prior of the **Migration / "Go-Live" Date** (OTH_Migration_Date Relevant Values A2D (using Object ID "9005" and Field Name = "AUFK-ERDAT") - OTH_Migration_Date Relevant Values A2D (using Object ID "9005" and Field Name = "AUFK-ERDAT_PERIOD"))
- with entries existing in KBED

Rule #	Source System	Source Table	Source Field	Source Description	Target System	Target Table	Target Field	Target Description	Transformation Logic
1	-	-	-	-	S/4 HANA	AUFK	AUFNR	Order Number	System (Internal numbering)
2	PF2, WP2	AFVC	VORNR	Operation Number	S/4 HANA	AFVC	VORNR	Operation Number	Direct Mapping
3	PF2, WP2	KBED	ARBID	Work Centre ID	S/4 HANA	KBED	ARBID	Work Centre ID	Use below logic : 1. Get Work Centre (CRHD-ARBPL) and Plant (CRHD-WERKS) using OKBED-ARBID = CRHD-OBJID 2. Derive Target Work Centre using Value Mapping: Work Centre A2D 3. Pass the Target Work Centre Object ID (CRHD- OBJID)

4	PF2, WP2	KBED	SPLIT	Split Number	S/4 HANA	KBED	SPLIT	Split Number	Direct Mapping
5	PF2, WP2	KBED	PERNR	Personnel Number	S/4 HANA	KBED	PERNR	Personnel Number	Value Mapping: Employee Personnel
6	PF2, WP2	KBEZ	ARBEI	Work	S/4 HANA	KBEZ	ARBEI	Work	Direct Mapping
7	PF2, WP2	KBEZ	ARBEH	Unit of Work	S/4 HANA	KBEZ	ARBEH	Unit of Work	Direct Mapping
8	PF2, WP2	KBEZ	DAUNO	Normal Duration	S/4 HANA	KBEZ	DAUNO	Normal Duration	Direct Mapping
9	PF2, WP2	KBEZ	DAUNE	Normal duration unit	S/4 HANA	KBEZ	DAUNE	Normal duration unit	Direct Mapping

14. Work Order Header Long Text Transformation Rule (ECC)

Rule #	Source System	Source Table	Source Field	Source Description	Target System	Target Table	Target Field	Target Description	Transformation Logic
1	-	-	-	-	S/4HANA	STXH	TDOBJECT	Texts: Application object	Default to "AUFK"
2	PF2, WP2	AUFK	AUFNR	Order Number	S/4HANA	STXH	TDNAME	Name	Concatenate - Client number (SAP System where data is being migrated) + Target Order Number (Value Mapping: Work Order) E.g Client number (e.g., '100') followed by the 12-digit work order number (e.g., '100000012345'), then TDNAME should be 1000000012345.
3	-	-	-	-	S/4HANA	STXH	TDID	Text ID	Default to 'KOPF'
4	PF2, WP2	STXH	TDSPRAS	Language Key	S/4HANA	STXH	TDSPRAS	Language Key	Derive Language Key (T001W-SPRAS) from Table T001W where S4 ARBPL-WERK (Plant for Work Center) = T001W-WERKS

Note: Priority of Long Text to be given first to the Plant's default language followed by other language sorted by the language key.

15. Work Order Header Long Text Line Transformation Rule (ECC)

Rule #	Source System	Source Table	Source Field	Source Description	Target System	Target Table	Target Field	Target Description	Transformation Logic
1	-	-	-	-	S/4HANA	STXH	TDOBJECT	Texts: Application object	Default to "AUFK"
2	PF2, WP2	AUFK	AUFNR	Order Number	S/4HANA	STXH	TDNAME	Name	Concatenate - Client number (SAP System where data is being migrated) + Target Order Number (Value Mapping: Work Order) E.g Client number (e.g., '100') followed by the 12-digit work order number (e.g., '100000012345'), then TDNAME should be 1000000012345.
3	-	-	-	-	S/4HANA	STXH	TDID	Text ID	Default to 'KOPF'
4	PF2, WP2	STXH	TDSPRAS	Language Key	S/4HANA	STXH	TDSPRAS	Language Key	Derive Language Key (T001W-SPRAS) from Table T001W where S4 ARBPL-WERK (Plant for Work Center) = T001W-WERKS
5	PF2, WP2	STXL	TDFORMAT	Tag column	S/4HANA	STXL	TDFORMAT	Tag column	Direct Mapping
6	PF2, WP2	STXL	ROWCOUNT	Row number	S/4HANA	STXL	ROWCOUNT	Row number	Direct Mapping
7	PF2, WP2	STXL	TXLINE	Text Line	S/4HANA	STXL	TXLINE	Text Line	Direct Mapping

Note: Priority of Long Text to be given first to the Plant's default language followed by other language sorted by the language key.

16. Work Order Operation Long Text Transformation Rule (ECC)

Rule #	Source System	Source Table	Source Field	Source Description	Target System	Target Table	Target Field	Target Description	Transformation Logic
1	-	-	-	-	S/4HANA	STXH	TDOBJECT	Texts: Application object	Default to "AUFK"

2	PF2, WP2	AFVC	AUFPL	Routing number of Operation in Order	S/4HANA	STXH	TDNAME	Name	Concatenate - Client number (SAP System where data is being migrated) + Target Routing number of Operation in Order (Value Mapping: Work Order Operation) + Target General counter for order (Value Mapping: Work Order Operation) E.g Client number (e.g., '100') followed by the 10-digit AUFPL value (1001403027.), and the 8-digit APLZL value (00000002), then TDNAME should be 100100140302700000002.
3	PF2, WP2	AFVC	APLZL	General counter for order					
4		-	-	-	S/4HANA	STXH	TDID	Text ID	Default to 'AVOT'
5	PF2, WP2	STXH	TDSPRAS	Language Key	S/4HANA	STXH	TDSPRAS	Language Key	Derive Language Key (T001W-SPRAS) from Table T001W where S4 ARBPL-WERK (Plant for Work Center) = T001W-WERKS

Note: Priority of Long Text to be given first to the Plant's default language followed by other language sorted by the language key.

17. Work Order Header Long Text Line Transformation Rule (ECC)

Rule #	Source System	Source Table	Source Field	Source Description	Target System	Target Table	Target Field	Target Description	Transformation Logic
1	-	-	-	-	S/4HANA	STXH	TDOBJECT	Texts: Application object	Default to "AUFK"
2	PF2, WP2	AFVC	AUFPL	Routing number of Operation in Order	S/4HANA	STXH	TDNAME	Name	Concatenate - Client number (SAP System where data is being migrated) + Target Routing number of Operation in Order (Value Mapping: Work Order Operation) + Target General counter for order (Value Mapping: Work Order Operation) E.g Client number (e.g., '100') followed by the 10-digit AUFPL value (1001403027.), and the 8-digit APLZL value (00000002), then TDNAME should be 100100140302700000002.
3	PF2, WP2	AFVC	APLZL	General counter for order					
3		-	-	-	S/4HANA	STXH	TDID	Text ID	Default to 'KOPF'
4	PF2, WP2	STXH	TDSPRAS	Language Key	S/4HANA	STXH	TDSPRAS	Language Key	Derive Language Key (T001W-SPRAS) from Table T001W where S4 ARBPL-WERK (Plant for Work Center) = T001W-WERKS
5	PF2, WP2	STXL	TDFORMAT	Tag column	S/4HANA	STXL	TDFORMAT	Tag column	Direct Mapping
6	PF2, WP2	STXL	ROWCOUNNT	Row number	S/4HANA	STXL	ROWCOUNNT	Row number	Direct Mapping
7	PF2, WP2	STXL	TXLINE	Text Line	S/4HANA	STXL	TXLINE	Text Line	Direct Mapping

Note: Priority of Long Text to be given first to the Plant's default language followed by other language sorted by the language key.

18. Work Order Header Long Text Transformation Rule (DCT)

Rule #	Source System	Source Table	Source Field	Source Description	Target System	Target Table	Target Field	Target Description	Transformation Logic
1	-	-	-	-	S/4HANA	STXH	TDOBJECT	Texts: Application object	Default to "AUFK"
2	DCT	AUFK	zLegacyAUFNR	Legacy Order Number	S/4HANA	STXH	TDNAME	Name	Concatenate - Client number (SAP System where data is being migrated) + Target Order Number (Value Mapping: Work Order) E.g Client number (e.g., '100') followed by the 12-digit work order number (e.g., '100000012345'), then TDNAME should be 10000000012345.
3	-	-	-	-	S/4HANA	STXH	TDID	Text ID	Default to 'KOPF'
4	-	-	-	-	S/4HANA	STXH	TDSPRAS	Language Key	Derive Language Key (T001W-SPRAS) from Table T001W where S4 ARBPL-WERK (Plant for Work Center) = T001W-WERKS

19. Work Order Header Long Text Line Transformation Rule (DCT)

Rule #	Source System	Source Table	Source Field	Source Description	Target System	Target Table	Target Field	Target Description	Transformation Logic
1	-	-	-	-	S/4HANA	STXH	TDOBJECT	Texts: Application object	Default to "AUFK"
2	DCT	AUFK	zLegacyAUFNR	Legacy Order Number	S/4HANA	STXH	TDNAME	Name	Concatenate - Client number (SAP System where data is being migrated) + Target Order Number (Value Mapping: Work Order) E.g Client number (e.g., '100') followed by the 12-digit work order number (e.g., '10000012345'), then TDNAME should be 1000000012345.
3	-	-	-	-	S/4HANA	STXH	TDID	Text ID	Default to 'KOPF'
4	-	-	-	-	S/4HANA	STXH	TDSRAS	Language Key	Derive Language Key (T001W-SPRAS) from Table T001W where S4 ARBPL-WERK (Plant for Work Center) = T001W-WERKS
5	-	-	-	-	S/4HANA	STXL	TDFORMAT	Tag column	Default to ""
6	-	-	-	-	-	STXL	ROWCOUNT	Row Number	For each 132-character string generated, create a separate target row and increment the row number by 1 in sequence until the complete text is split.
7	DCT	STXL	TDLIN_LC	Text Line (Local)	S/4HANA	STXL	TXLINE	Text Line	Split the DCT long text into consecutive 132-character strings. For each 132-character string generated, create a separate target row and increment the row counter by 1 in sequence until the complete text is split.

20. Work Order Operation Long Text Transformation Rule (DCT)

Rule #	Source System	Source Table	Source Field	Source Description	Target System	Target Table	Target Field	Target Description	Transformation Logic
1	-	-	-	-	S/4HANA	STXH	TDOBJECT	Texts: Application object	Default to "AUFK"
2	DCT	AUFK	zLegacyAUFNR	Legacy Order Number	S/4HANA	STXH	TDNAME	Name	Concatenate - Client number (SAP System where data is being migrated) + Target Routing number of Operation in Order (Value Mapping: Work Order Operation) + Target General counter for order (Value Mapping: Work Order Operation) E.g Client number (e.g., '100') followed by the 10-digit AUFPL value (1001403027.), and the 8-digit APLZL value (00000002), then TDNAME should be 100100140302700000002.
	DCT	AFVC	zLegacyVORNR	Legacy Operation Number					
3	-	-	-	-	S/4HANA	STXH	TDID	Text ID	Default to 'AVOT'
4	-	-	-	-	S/4HANA	STXH	TDSRAS	Language Key	Derive Language Key (T001W-SPRAS) from Table T001W where S4 ARBPL-WERK (Plant for Work Center) = T001W-WERKS

21. Work Order Operation Long Text Line Transformation Rule (DCT)

Rule #	Source System	Source Table	Source Field	Source Description	Target System	Target Table	Target Field	Target Description	Transformation Logic
1	-	-	-	-	S/4HANA	STXH	TDOBJECT	Texts: Application object	Default to "AUFK"
2	DCT	AUFK	zLegacyAUFNR	Legacy Order Number	S/4HANA	STXH	TDNAME	Name	Concatenate - Client number (SAP System where data is being migrated) + Target Routing number of Operation in Order (Value Mapping: Work Order Operation) + Target General counter for order (Value Mapping: Work Order Operation) E.g Client number (e.g., '100') followed by the 10-digit AUFPL value (1001403027.), and the 8-digit APLZL value (00000002), then TDNAME should be 100100140302700000002.
	DCT	AFVC	zLegacyVORNR	Legacy Operation Number					
3	-	-	-	-	S/4HANA	STXH	TDID	Text ID	Default to 'AVOT'

4	-	-	-	-	S/4HANA	STXH	TDSPRAS	Language Key	Derive Language Key (T001W-SPRAS) from Table T001W where S4 ARBPL-WERK (Plant for Work Center) = T001W-WERKS
5	-	-	-	-	S/4HANA	STXL	TDFORMAT	Tag column	Default to ""
6	-	-	-	-	S/4 Hana	STXL	ROWCOUN T	Row Number	For each 132-character string generated, create a separate target row and increment the row number by 1 in sequence until the complete text is split.
7	DCT	STXL	TDLINE_LC	Text Line (Local)	S/4HANA	STXL	TXLINE	Text Line	Split the DCT long text into consecutive 132-character strings. For each 132-character string generated, create a separate target row and increment the row counter by 1 in sequence until the complete text is split.

List of Custom Target Reports for this object is maintained here: [Conversion Specification - Custom Reports Register](#).

Transformation Mapping

Mapping Table Name	Mapping Table Description
Control Key	Legacy to Target Work Order Operation Control Key
Employee Personnel	Old Employee to Employee Business Partner
Equipment	Legacy/Staging to New Equipment
Functional Location	List of relevant Asset Functional Locations slated for migration, including the Target Technical Object. This will also be used for Old to New Functional Location Mapping
GL Account	Old to New GL Account
Maintenance Activity Type	Old to new Maintenance activity types
Material Group	MATKL: Old Material Group to New Material Group
Material Master	MATNR: Old to New Material No.
Notification	Old to new Notification
Plant	Old Plant to New Plant
Purchasing Group	EKGRP: Old Purchasing Group to New Purchasing Group
Purchasing Info Record Number	INFNR: Old Info Record number to New Info Record Number.
Purchasing Organization	EKORG: Old Purchasing Organization to New Purchasing Organization
Storage Location	Old to New Storage Location
Vendor Number	LIFNR: Old Vendor Code to New Vendor Code
WBS Element Number	POSID: Old WBS to new WBS mapping
Work Centre A2D (Old to New Mapping)	Old to new Work Centre A2D
Work Order	Old to New Work Order
Work Order Operation	Old to New Work Order Operation
System Condition	Old to New System Condition
Work Order Type	Legacy to Target Work Order Type

List of Transformation Mappings with additional details is maintained here: [Transformation Mappings](#)

Transformation Dependencies

List the steps that need to occur before transformation can commence

Item #	Step Description	Team Responsible
--------	------------------	------------------

1	Ensure DCT tables completeness	SyWay Data Team
2	Ensure all Transformation mappings are up to date	SyWay Data Team

Pre-Load Validation

Project Team

Completeness

Task	Action
Verify Record Count	SyWay A2D Data Team to verify that the total number of relevant records from the source systems and/or the DCT is equal to the total number of records in the Preload and Load Sheets.

Accuracy

Task	Action
Conversion Accuracy	SyWay A2D Data Team to verify that all fields below meet pass the checks: <ol style="list-style-type: none"> 1. Mandatory Fields 2. Field and Value Mapping Correctness 3. Null Checks 4. Text Length Checks
Review Error Reports	Review and correct the errors. Achieve a zero-error record count as much as possible. Raise defects for data remediated and requiring a correction in the source data.

Business

Completeness

Task	Action
Verify Record Count	Business Data Owner/s to verify that the total number of relevant records from the source systems and/or the DCT is equal to the total number of records in the Preload and Load Sheets.

Accuracy

Task	Action
Conversion Accuracy	Business Data Owner/s to verify that all the data in the load table/file is accurate as per endorsed transformation/mapping rules (and signed-off DCT data).

Load

The load process includes:

1. Execute the automated data load into target system using load tool or product the load file if the load must be done manually
2. Once the data is loaded to the target system, it will be extracted and prepared for Post Load Data Validation

Note: A custom load program is required and is to be developed by the SyWay Development Team.

Load Run Sheet

Item #	Step Description	Team Responsible
1	Ensure Pre-load sign-offs are obtained.	SyWay Data team
2	Go to the load tool and select the correct load Program.	SyWay Data team
3	Proceed with Data load.	SyWay Data team
4	Validate few records loaded by accessing standard transactions	SyWay Data team
5	Generate the post load reports in the tool.	SyWay Data team
6	Log errors as defects, if any and address resolutions. Close defects.	SyWay Data team
7	Resolve defects by reupload and re-generate post load reports if necessary.	SyWay Data team
8	Business to validate the post load files as part of post-load validation, raise data defects or provide the post-load sign-off.	Business
9	Repeat steps 5 to 7 if necessary.	SyWay Data team

Load Phase and Dependencies

Configuration

Item #	Configuration Item
1	T001-Company Code
2	T001L-Storage Location
3	T001W-Plant
4	T003O-Work Order Type
5	T006-Unit of Measure
6	T023-Material Group
7	T024-Purchasing Group
8	T024A-Planner Group
9	T024E-Purchasing Organization
10	T3531-Maintenance Activity Type
11	T356-Priority
12	T357-Plant Section
13	T375M-System Condition
14	T430-Control Key
15	TCURC-Currency

Conversion Objects

Object #	Preceding Object Conversion Approach
1030	Work Centre
1002	Equipment
1003	Functional Location
1026	WBS - CAPEX, OPEX, Statistical
1074	Cost Centre

3018	Vendor
2019	Material
1094	Purchase Info Records (Including Pricing Conditions)
1067	GL Account Operational CoA (incl. secondary CE)
9005	Notification
TBD	HR Mini Master

Error Handling

Error Type	Error Description	Action Taken
Invalid Data	Invalid Work Centre	Expedite whether the master data is changed in the system
Invalid Data	Invalid Equipment	Expedite whether the master data is changed in the system
Invalid Data	Invalid Functional Location	Expedite whether the master data is changed in the system
Invalid Data	Invalid WBS	Expedite whether the master data is changed in the system
Invalid Data	Invalid Cost Centre	Expedite whether the master data is changed in the system
Invalid Data	Invalid Vendor	Expedite whether the master data is changed in the system
Invalid Data	Invalid Material	Expedite whether the master data is changed in the system
Invalid Data	Invalid Purchase Info Records	Expedite whether the master data is changed in the system
Invalid Data	Invalid GL Account Operational CoA (incl. secondary CE)	Expedite whether the master data is changed in the system
Invalid Data	Invalid Notification	Expedite whether the master data is changed in the system
Invalid Data	Invalid Employee Personnel	Expedite whether the master data is changed in the system
Configuration	Invalid Company Code	Engage Functional team to expedite and fix the error in the system
Configuration	Invalid Storage Location	Engage Functional team to expedite and fix the error in the system
Configuration	Invalid Plant	Engage Functional team to expedite and fix the error in the system
Configuration	Invalid Work Order Type	Engage Functional team to expedite and fix the error in the system
Configuration	Invalid Unit of Measure	Engage Functional team to expedite and fix the error in the system
Configuration	Invalid Material Group	Engage Functional team to expedite and fix the error in the system
Configuration	Invalid Purchasing Group	Engage Functional team to expedite and fix the error in the system
Configuration	Invalid Planner Group	Engage Functional team to expedite and fix the error in the system
Configuration	Invalid Purchasing Organization	Engage Functional team to expedite and fix the error in the system
Configuration	Invalid Maintenance Activity Type	Engage Functional team to expedite and fix the error in the system
Configuration	Invalid Priority	Engage Functional team to expedite and fix the error in the system
Configuration	Invalid Plant Section	Engage Functional team to expedite and fix the error in the system
Configuration	Invalid System Condition	Engage Functional team to expedite and fix the error in the system
Configuration	Invalid Control Key	Engage Functional team to expedite and fix the error in the system
Configuration	Invalid Currency	Engage Functional team to expedite and fix the error in the system

Post-Load Validation

Project Team

Completeness

Task	Action
Verify Count	SyWay A2D Data Team to verify the record count created in target S/4 HANA by accessing post load reports in dspMigrate or standard reports from S/4 HANA.
Verify Logs	Check if there is data that failed to load and perform the necessary actions (e.g. register as post load issue or attempt to load the record again, etc.).

Accuracy

Task	Action
Conversion Accuracy	Verify that the Reference Functional Location data in target S/4 HANA were loaded correctly via dspMigrate post load reports or standard reports from S/4 HANA.

Business

Completeness

Task	Action
Verify Count	Download Post Load Reports from dspMigrate and verify that the record count loaded in the target S/4 HANA is the same count as of the endorsed load file.

Accuracy

Task	Action
Conversion Accuracy	Verify that the Reference Functional Location data in target S/4 HANA were loaded correctly via dspMigrate post load reports or standard reports from S/4 HANA.

Key Assumptions

- Data is in scope based on data design and any exception requested by business.
- Data cleansing has met the required percentage threshold for the specified mock cycle and all preparation activities have been completed
- No data enrichment is needed
- Based on discussion with the business - the User Status in legacy will not be migrated over to S4
- All Long Text will be migrated and defaulted to the language key of the plant
- YA04 Order Type will not be migrated due to low volumes and handled by being closed in legacy as part of cleansing. Any Refurbishment order required would be created as new in S4.
- Notification missing for legacy open Work Orders will be migrated and assigned to the respective target Work Orders. The Notification for this scenario will be migrated with header information copied from the Target Work Orders
- Settlement Rule is not in scope of migration for this CS
- All outstanding reservations will be migrated (with outstanding quantity), PR to be recreated in S/4 for the outstanding quantity
- Refurbishment orders using split valuation are not part of Mock 1 migration scope.
- If Work Order has all three populated i.e Functional Location, Equipment and Assembly and if the Legacy Assembly is mapped to a Target Equipment (as per Value Mapping: Equipment) then this Equipment should be assigned on the Work Order.
- Framework PO that are assigned to WO are not in scope
- TECO WOs with Open POs with no reference object (Functional Location/ Equipment) will not be migrated. These will be cleansed.
- Only one language keys exists for WO Header and Operation Long Text

See also

Change log

Version	Published	Changed By	Comment
---------	-----------	------------	---------

CURRENT (v. 367)	May 05, 2026 11:25	ERGUIZA -ext, Pinky Love	
v. 366	May 05, 2026 10:54	ERGUIZA -ext, Pinky Love	PDM-1838: Updated as per Unit Test- Data Type for SERVICEDURATION, COMMITMENT and
v. 365	May 05, 2026 10:53	ERGUIZA -ext, Pinky Love	
v. 364	May 05, 2026 10:51	ERGUIZA -ext, Pinky Love	
v. 363	May 05, 2026 10:39	ERGUIZA -ext, Pinky Love	PDM-1837: Updated as per Unit Test- Data Type from CHAR 11 to CURR 11, 2
v. 362	May 05, 2026 10:39	ERGUIZA -ext, Pinky Love	
v. 361	May 05, 2026 10:25	ERGUIZA -ext, Pinky Love	PDM-1835: Updated as per Unit Test- Renamed KCHAR to KTEXT
v. 360	May 05, 2026 10:25	ERGUIZA -ext, Pinky Love	
v. 359	May 05, 2026 10:23	ERGUIZA -ext, Pinky Love	
v. 358	Apr 29, 2026 13:34	ERGUIZA -ext, Pinky Love	


[Go to Page History](#)

Workflow history

Title	Last Updated By	Updated	Status
There are no pages at the moment.			

Workflow history

This view shows the 5 most recent entries. The complete workflow log is available from the 'Document Activity' menu item.

From Apr 26, 2026 to May 05, 2026	Actor	Type	Activity	Version
Approved	 ERGUIZA -ext, Pinky Love	Edit	updated the page at 6:37 am	

Apr 20, 2026



TAN-ext,
Charmaine

State changed state to **Approved** at 3:14 pm (State override)

v339

[PMO Comments] Conversion Spec completed as per CS register and functional review completed

Lead Approval



TAN-ext,
Charmaine

State gave *Minor change* approval at 3:14 pm

[PMO Comments] Conversion Spec completed as per CS register and functional review completed

Mar 27, 2026



MOUSSA-
ext, Eva

State changed expiry date to '03 Apr, 2026 10:40 am' at 11:40 am

State changed state to **Lead Approval** at 11:40 am

v339

Tech Review



MOUSSA-
ext, Eva

State gave *Syniti Team Review* approval at 11:40 am

v. 339 approved
