

CNV-1098 Quota Arrangements

Status	Approved
Owner	SICONOLFI-ext, Michael MADHOK-ext, Jasleen
Stakeholders	

Purpose

The purpose of this document is to define the conversion approach for Quota Arrangements to be uploaded into SAP S/4HANA as part of the Procurement Data Migration. Quota Arrangements are used to determine the distribution of procurement quantities across multiple sources of supply, providing control over vendor sourcing allocations.

LINK TO MDS (Master Data Standard)

Conversion Scope

This conversion approach covers active and relevant Quota Arrangements maintained at the material, plant, and vendor or source) level. Records from legacy ECC systems (e.g., PF2, WP2) will be extracted, validated, transformed, and loaded into the S/4HANA system. Only quota entries linked to valid material (Relevancy for 2019) and vendor (Relevancy for 3007) combinations and with an active allocation percentage will be considered in scope. The load mechanism will be a DCT built from ECC extracts, and Business data input where needed.

Source lists associated with valid material, vendor, and plant combinations will be extracted into the DCT. The Business team will analyze this data and determine which source lists should be converted to QA.

The data extracted from legacy system includes:

1. Quota arrangements header and Items records from systems PF2 and WP2
2. Source List records from systems PF2 and WP2

The data from legacy system excludes:

1. Obsolete, deleted, or inactive quota records will be excluded.
2. Quota arrangement for Material/Vendor/Plants not in scope will be out of scope for migration.

Relevancy Rules

1. All materials contained against a Quota Arrangement must be valid and in scope based on Relevancy for 2019: Material basic View.
2. All Vendors registered against a Quota Arrangement must be in scope based on (Relevancy for 3007: BP general), must be active and not blocked on any level.
3. Quota Arrangements that are extended by default though, the material, to the following:
 - a. Plants in scope
 - b. Purchasing Orgs in scope
 - c. Material Types in scope.
4. Validity dates - Quota arrangements within a valid validity period will be migrated
5. Quota - Quota's cannot be zero. Usually, when the Quota arrangement is zero it means that record is not used anymore.

The above rules also hold true for Source List extracts. Source lists will be validated by business in the following way:

1. DCT template will be populated with initial Source List extract from both systems.
2. DCT will be uploaded into the Syniti Knowledge Platform (SKP) (tool by Syniti, on a Construct page).
3. Initial check to be done to verify that the data is valid, by data team.
4. Additional fields will be added that are not for migration, to assist the business with decision making.
5. Data available from Source list will be prepopulated in DCT and additional fields which are required for Quota Arrangement will be left blank for Business.
6. An additional field indicator will be added when the Business can select the records for migration or leave unselected, which means the record will not progress.
7. Data in DCT will be validated by Data team/Syniti and will be transformed using MDS rules to prepare for upload.

SOURCE SYSTEMS

System	System Type
PF2	ECC
WP2	ECC

PROFILING

Total Records

System	Description	Record Count
PF2	Header (EQUK)	8
	Item (EQUK)	10
	Source List (EORD)	205782
WP2	Header (EQUK)	210
	Item (EQUK)	377
	Source List (EORD)	140999

Excluded Records

System	Description	Record Count
PF2	Header (EQUK)	2
	Item (EQUK)	6
	Source List (EORD)	66518
WP2	Header (EQUK)	190
	Item (EQUK)	339
	Source List (EORD)	3442

Potential records to Migrate

Source	Scope	Source Approx No. of Records	Target System	Target Approx No. of Records
PF2	Active records	8 (HDR)	S4/Hana	6 (HDR)
				4 (Item)
	Source List records		66518 (Item)	
WP2	Active records	Total 210 Validity period active: 20	S4/Hana	20 (HDR)
				38 (Item)
	Source List records		3442 (item)	

Other Profiling (QA only)

System	Description	Record Count	
PF2	Validity date expired	2	
WP2	Validity date expired	186	
PF2	Vendor flagged for deletion/blocked	1	
WP2	Vendor flagged for deletion	175	
PF2	Materials flagged for deletion	7	
WP2	Materials flagged for deletion	70	
PF2	Vendor blank in Item record	3	
WP2	Vendor blank in Item record	44	
PF2	Zero Quota	0	
WP2	Zero Quota	46	
PF2	Quota = 1	0	
WP2	Quota = 1	4	

Quota Arrangement Views to be migrated (if any)

N/A

Predecessor Objects

Material Master - Basic View (2019) Materials - Additional data (2021) Materials Purchasing View (2020) ---- **Indirectly to Quota Arrangements**

Business Partners - General (3007) Business Partners (Vendor)- Intercompany (3027) **Quota Arrangements (1098)**

Note:

Material lot-sizing procedure should have the "Splitting quota arrangement" indicator set if you want to distribute the planned purchase requisition quantity across multiple sources of supply according to the defined quota arrangement during an MRP run. This is configured in the Materials Management Customizing under Consumption-Based Planning Planning Lot-Size Calculation Define Lot-Sizing Procedure.

Additional Information

Multi-language Requirement

Descriptions are not applicable for Quota Arrangement, but Plant and Purchasing Organization descriptions may be presented in English and logon language if available.

Document Management

N/A

Legal Requirement

N/A

Special Requirements

N/A

Target Design

Quota Arrangement will be loaded into SAP S/4HANA using standard structures:

The technical design of the target for this conversion approach.

HEADER FIELDS						
Table	Field	Data Element	Field Description	Data Type	Length	Requirement
EQUK	MANDT	MANDT	Client	CLNT	3	Required Key Field - Automatically updated
EQUK	MATNR	MATNR	Material Number	CHAR	1840*	Required Key Field - Automatically updated
EQUK	WERKS	WERKS_D	Plant	CHAR	4	Required Key Field - Automatically updated
EQUK	BDATU	QUOBI	Quota arrangement period valid until	DATS	8	Required Key Field - Automatically updated
EQUK	VDATU	QUOAB	Quota arrangement period valid from	DATS	8	Required
EQUK	QUNUM	QUNUM	Number of quota arrangement	CHAR	10	Automatic
EQUK	ERDAT	ERDAT	Date on which record was created	DATS	8	Automatic
EQUK	ERNAM	ERNAM	Name of person who created the object	CHAR	12	Automatic
EQUK	SCMNG	SCMNG	Minimum quantity for splitting quota	QUAN	15.3	Conditional. Syensqo user need to specify the minimum quantity that a lot must have in order to be apportioned among several sources of supply in the planning run. Note: The allocation by quota using splitting quotas is only carried out via a requirement planning run.
EQUK	CHANGEDON	TIMESTAMPL	UTC timestamp when record was changed	DEC	21	Automatic
ITEM FIELDS						
Table	Field	Data Element	Field Description	Data Type	Length	Requirement
EQUK	MANDT	MANDT	Client	CLNT	3	Required Key Field - Automatically updated
EQUK	QUNUM	QUNUM	Number of quota arrangement	CHAR	10	Required Key Field - Automatically updated
EQUK	QUPOS	QUPOS	Quota arrangement item number	NUMC	3	Required Key Field - Automatically updated
EQUK	BESKZ	QBESK	Procurement type	CHAR	1	Required. Allowed procurement type will be based on material master data set-up. So if material master is set-up as External procurement, then user can only choose External procurement during quota arrangement creation. Dropdown (Values: E - External, F - Internal)
EQUK	SOBES	SOBES	Special procurement type	CHAR	1	Conditional. If any special procurement such as consignment or subcontracting exist for a supplier, then choose relevant type in this field. Dropdown (0-Std external procurement, 2-Consignment, 3-Subcontracting ,7-Stock trf, E-Standard In-House, P-Production in plant 2,9 - IS-OIL Stock tfr)
EQUK	LIFNR	ELIFN	Vendor account number	CHAR	10	Required

EQU	BEWRK	BEWRK	Plant from which material is procured	CHAR	4	Not Required. Syensqo will not need quota arrangement for materials provided within internal production plants
EQU	QUOTE	QUOTE	Quota	DEC	3	Required in case of multiple suppliers exist for particular material. Quota will be used to identify portion of quantity to be procured from particular supplier.
EQU	QUBMG	QUBAS	Base quantity of quota arrangement item	QUAN	15.3	Conditional. Set quota base quantity if to avoid changes in the quantity to be allocated in case new source is added. If quota base quantity is not specified, then system will automatically allocate quantity to supplier(s).
EQU	QUMNG	QUMNG	Allocated quantity of quota arrangement item	QUAN	15.3	Conditional
EQU	MAXMG	QUMAX	Maximum quantity of quota arrangement item	QUAN	15.3	Conditional
EQU	VERID	VERID	Production version	CHAR	4	Conditional
EQU	MAXLS	MAXLS	Maximum lot size per quota item	QUAN	13.3	Conditional
EQU	MINLS	MINLS	Minimum lot size per quota item	QUAN	13.3	Conditional
EQU	RDPRF	RDPRF	Rounding profile	CHAR	4	Conditional
EQU	KZEIN	KZEIM	Onceonly indicator	CHAR	1	Conditional
EQU	ABRMG	ABRMG	Maximum release quantity per period	QUAN	13.3	Conditional
EQU	ABPER	ABPER	Period related to release quantity	CHAR	1	Conditional Dropdown (M-Month, W-Week, K- PP planning calendar)
EQU	ABANZ	ABANZ	Number of periods for release quantity	NUMC	2	Conditional
EQU	PREIH	PREIH	Priority for determination sequence	NUMC	2	Conditional
EQU	EMATN	EMATN	Manufacturer part number's material number	CHAR	18	Conditional
EQU	PLIFZ	PLIFZ	Planned delivery time in days	DEC	3	Conditional

Field Governance

Field Governance Rules						
These governance rules apply to the individual fields within the data record.						
Rule #	Field Label	Rule Description	Validation Method	Conditional Logic	Cleansing Rule (Also see Data Cleansing section above)	
1	Quota arrangement number	The Quota arrangement record number is 15 characters and is automatically generated in S4	Upfront Automated			

2	Material	The material no is required to be specified by the user and is validated against relevant Material masters available in S/4 HANA.	Upfront Automated		
3	Plant	The plant id is required to be specified by the user and is validated against relevant plants available in S/4 HANA.	Upfront Automated		
4	Valid to	The date is updated as the date until the quota arrangement will be kept valid. This needs to be manually inputted.	Upfront Automated		Validity periods must be investigated and possibly extended. Format not aligned (31/12/9999 or 31/12/2999 or 31/12/2099)
5	Valid from	The date is updated as the date on which the record was created. Its automatically updated in database basis the record creation date in S/4 HANA.	Upfront Automated		One valid from date was created on 30/06/2023, but the Valid-From date is 02/06/1983. There are 54 records where the Quota Valid-From date is earlier than the QA created date.
6	Min. Qty for Splitting Quota	Syensqo user need to specify the minimum quantity that a lot must have in order to be apportioned among several sources of supply in the planning run. Note: The allocation by quota using splitting quotas is only carried out via a requirement planning run.	Upfront manual /Default on the form	No fixed rule. User should populate depending on the quantity to be procured from supplier.	
7	Quota arrangement item	Uniquely identifies the quota arrangement item within a quota arrangement period.	Upfront manual /Default on the form		
8	Procurement Type	At Syensqo, majority of the quota arrangement will be using External procurement as Planning Engine - Kinexis will identify internal procurement requirements. Procurement type indicates procurement that is, in-house manufacture, i.e. "making in", or external procurement, i.e. "buying out" for the quota arrangement item. Values available: - 1) External Procurement 2) Internal Procurement. Allowed procurement type will be based on material master data set-up. So if material master is set-up as External procurement, then user can only choose External procurement during quota arrangement creation.	Upfront Automated		
9	Special procurement	At Syensqo, any special procurement exist for material in the quota arrangement against the supplier, then choose relevant type in this field. This field value is optional and if not chosen, then it is considered to be Standard. Values Available:- 1) For External Procurement - Standard, Consignment, Subcontracting, Stock Transfer 2) For Internal Procurement - In house Production, Production in plant	Upfront Automated	Optional field - if not chosen, then value = STANDARD (1). Otherwise either 1) For External Procurement - Standard, Consignment, Subcontracting, Stock Transfer 2) For Internal Procurement - In house Production, Production in plant	
10	Supplier	The Supplier is a business partner or organization that provides goods or services to your company. At Syensqo, automatic validation of the supplier number will be carried out during creation of Quota Arrangement.	Upfront Automated		This is a required field, but the ECC data has some instances where the Supplier is blank. (e.g. Proc Type = E)

11	Procurement Plant	Syensqo will use procurement plant information in quota arrangement for materials sourced from internal production plants. Key for the factory or branch of a company (that is, a company code), from which the material is to be procured. You can only enter one supplier number or one plant per quota arrangement item. In the case of process orders, this field should remain empty if the quota arrangement is being used to select a production version.	Upfront Automated	For materials sourced from internal production plants. Key for the factory or branch of a company (that is, a company code), from which the material is to be procured. You can only enter one supplier number or one plant per quota arrangement item. In the case of process orders, this field should remain empty if the quota arrangement is being used to select a production version.	There are instances where no procurement plant is specified for an internal Procurement type (E) and Special procurement type (E)
12	Quota	At Syensqo, quota will be needed In case of multiple suppliers exist for particular material. Quota will be used to identify portion of quantity to be procured from particular supplier.	Upfront Automated	No fixed rule. User should populate depending on the quantity to be procured from supplier.	
13	Quota Base Quantity	At Syensqo, set the quota base quantity manually or have it determined by the system. This controls quantity for a quota arrangement. The quota base quantity regulates the quota arrangement without having to change the quota if, for example, a new source is to be included in the arrangement.	Upfront manual /Default on the form	No fixed rule. User should populate depending on the quantity to be procured from supplier.	
14	Allocated Quantity	No inputs required. System will keep updating this field in real-time based on allocation. Total quantity procured to date from the quota arrangement item source. This value is updated in planned orders, purchase requisitions, purchase orders, and scheduling agreement delivery schedule lines.	Upfront Automated		
15	Maximum quantity	At Syensqo, only provide if there is a need to restrict maximum quantity to be allocated using the quota arrangement to the particular supplier. Once this quantity is allocated, then quota arrangement will not suggest the source.	Upfront manual /Default on the form		
16	Production Version	Syensqo will use production versions (if applicable) in case of Internal procurement i.e. material sourced from Syensqo's plant and procurement type is maintained as Internal Procurement. Key which determines the various production techniques according to which a material can be manufactured. The production version determines the following: 1)the BOM alternative for a BOM explosion 2)the task list type, the task list group and the task list group counter for allocation to task lists 3)lot-size restrictions for repetitive manufacturing	Upfront manual /Default on the form	When procurement type is Internal, and the material is sourced from a Syensqo plant. If applicable??? then a production version is used	
17	Maximum Lot Size	Maximum PO quantity that may be allocated to a source of supply per order proposal in the planning run. If the shortage (undercoverage) quantity exceeds the maximum lot size, the quota system is re-applied to the remaining quantity. At Syensqo, lot size will only be used in case material to be purchased in specified lots from the respective supplier. When material is subject to lot size purchasing and there is a need to provide upper limit of lot size during supplier allocation using quota arrangement. System will create multiple orders if quantity to be purchased is more than maximum lot size. Note: This information will override information maintained in material master data	Upfront manual /Default on the form	No fixed rule. User should populate depending on the quantity to be procured from supplier.	

18	Minimum Lot Size	<p>Minimum order quantity that may be allocated to a source of supply per order proposal in the planning run. If the shortage (undercoverage) quantity is less than the minimum lot size, the latter quantity will be allocated to the source instead of the former.</p> <p>At Syensqo, lot size will only be used in case material to be purchased in specified lots from the respective supplier.</p> <p>When material is subject to lot size purchasing and there is a need to have lower limit lot size during supplier allocation using quota arrangement, provide minimum lot size quantity. System will create procurement proposal for minimum lot size quantity if requirement quantity is smaller.</p> <p>Note: This information will override information maintained in material master data</p>	Upfront manual /Default on the form	No fixed rule. User should populate depending on the quantity to be procured from supplier.	
19	Rounding Profile	<p>At Syensqo, when rounding profile is specified, system will create procurement proposal based on the rounding profile.</p> <p>Note: This will take preference over material master information.</p>	Upfront manual /Default on the form	If available in Material master, will be defaulted to this value, otherwise, manual input by user if required.	
20	Indicator: "Once Only"	<p>Specifies that a source may only be taken into account once in the apportionment of a lot.</p> <p>This option will avoid situation where multiple procurement proposals will be generated by the system depending upon maximum lot size.</p> <p>At Syensqo, please maintain if needed only when maximum lot size quantity is maintained.</p>	Upfront manual /Default on the form	Only maintained when the maximum lot size is maintained, if needed.	
21	Max. Release Qty	<p>The maximum release quantity defines the maximum available capacity of a source of supply.</p> <p>At Syensqo, if supplier has provided limit on quantity capacity, then maintain the values.</p> <p>The "maximum release quantity" defines the maximum quantity that a source of supply can make available /supply within a specified timeframe. The maximum release quantity is only taken into account in the planning run within MRP, not when purchase requisitions or planned orders are created manually.</p>	Upfront manual /Default on the form	if supplier has provided limit on quantity capacity, then maintain the values.	
22	Period for Release Quantity	<p>Period to Which the Release Quantity Relates.</p> <p>At Syensqo, maintain this info if supplier provides the maximum release quantity for a certain period of time.</p>	Upfront manual /Default on the form	maintain this info if supplier provides the maximum release quantity for a certain period of time	
23	Number of Periods	<p>In this field, you determine the number of periods for which the maximum release quantity is valid.</p> <p>At Syensqo, when maximum release quantity and period for release quantity are maintained, then maintain number of periods.</p>	Upfront manual /Default on the form	when maximum release quantity and period for release quantity are maintained, then maintain number of periods.	
24	Priority	<p>This priority will define sequence of source of supply irrespective of quota rating and quota allocated quantity.</p> <p>At Syensqo, maintain priorities based on preference of supplier to be allocated as a source using quota arrangement.</p>	Upfront manual /Default on the form	maintain priorities based on preference of supplier to be allocated as a source using quota arrangement.	

25	MPN: Material	MPN Material field (Manufacturer Part Number) in Quota Arrangements is relevant if using MPN material procurement — a setup where procurement manufacturer-specific parts under a manufacturer part profile (MPN profile). At Syensqo, MPN material will only be used if quota to be managed at individual MPN material level. There is no need identified at Syensqo.	Upfront manual /Default on the form	MPN material will only be used if quota to be managed at individual MPN material level. There is no need identified at Syensqo (RAVI)	
26	Planned delivery time in days	Planned Delivery Time in Days field in the Quota Arrangement plays a key role in source determination and scheduling, particularly when you have multiple sources of supply for a material. At Syensqo, maintain planned delivery time at Quota arrangement in case there is a need to override the delivery time maintained in vendor master.	Upfront manual /Default on the form	maintain planned delivery time at Quota arrangement in case there is a need to override the delivery time maintained in vendor master.	

Validation Method		
These validation method apply to the object overall. They relate to the creation, blocking or deletion, or duplicate checks that must be applied.		
Method #	Validation Method	Definition
1	Ongoing Manual	Manual checks only by MDO.
2	Upfront Automated	SAP validates upon entry.
3	Ongoing Automated	Automated method to check data against standards and report KPIs
4	Hybrid	Combination of Automated activities and manual intervention in DSP
5	Upfront manual/Default on the form	Manual check upon data entry

Data Cleansing

ID	Criticality	Error Message/Report Description	Cleansing Report Rule	Output	Source System	Cleansing Report Required?	Responses from Functional on errors /additional cleansing
001	Medium	Material (MATNR) not in the approved Material Master scope	Material (MATNR) not in the approved Material Master scope	Exclude the line item	PF2/WP2		
002	Medium	Material flagged for deletion	MARA-LVORM = X or MM03 deletion flag	Exclude the line item	PF2/WP2		
003	Medium	Vendor flagged for deletion or blocked for purchase or has a central posting block.	LFA1.LVORM = X and other - please see Vendor relevancy report. LFA1.SPERM → X LFA1.SPERR → X	Exclude or replace with valid alternatives. Business to receive these in a report	PF2/WP2	NO	Vendor relevancy report:
004	Medium	Where a Quota is Zero, it usually means that the QA has been closed.	Quota quantity = 0	Investigate, exclude or replace with valid quota.	PF2/WP2	YES	RESPONSE FROM JULIE WILLIAMS (PDM-398) If they are complete then we don't take them. The actual data will change between now and go live. Work based on data that is in date and valid.

005	Medium	Validity periods must be investigated and possibly extended. Format not aligned (31/12/9999 or 31/12/2999 or 31/12/2099)	QA valid to date (EQUK.BDATU) = 31/12/9999	Investigate and cleanse	PF2/WP2	YES	RESPONSE FROM JULIE WILLIAMS (PDM-398) All 3 are valid - we can't force the users to use a set end date. We should take the date as it is in the system. IF for some reason we are combining two, take the latest date.
006	Medium	One valid from date was created on 30/06/2023, but the Valid-From date is 02/06/1983. There are 54 records where the Quota Valid-From date is earlier than the QA created date.	EQUK.VDATU < EQUK.ERDAT	Investigate and cleanse	PF2/WP2	YES	RESPONSE FROM JULIE WILLIAMS (PDM-398) Yes this is valid - you can set an earlier date when you create. We should take the dates as they are.
007	Medium	This is a required field, but the ECC data has some instances where the Supplier is blank. (e.g. Proc Type = E)	EQUK.LIFNR != BLANK	Investigate and cleanse	PF2/WP2	YES	
008	Medium	Material lot-sizing procedure should have the "Splitting quota arrangement" indicator set	MARC.AUFTL != BLANK for EQUK.WERKS /MATNR combination in Quota Arrangement	Investigate and cleanse	PF2/WP2	YES	
009	Medium	There are instances where no procurement plant is specified for an internal Procurement type (E) and Special procurement type (E)	EQUK.BESKZ & EQUK.SOBES = "E" and EQUK.BEWRK IS NULL	Investigate and cleanse if required.	PF2/WP2	YES	
010	Medium	There is an opportunity for consolidation /deduplication as: a. Some start and end dates are congruent b. Some date ranges are contained within other records	WHERE EQUK.PLANT /EQUK.MATERIAL IS THE SAME date diff between EQUK.VDATU, EQUK.BDATU for DIFFERENT QUOTA NUMBERS = 0. OR WHERE EQUK.PLANT /EQUK.MATERIAL IS THE SAME EQUK.VDATU, EQUK.BDATU for DIFFERENT QUOTA NUMBERS falls within an existing range.	Investigate and cleanse if required.	PF2/WP2	YES	RESPONSE FROM JULIE WILLIAMS (PDM-398) Overlapping dates are valid - there may be different quantities in these different date ranges. For congruent validity dates, I recommend these are flagged to the business at extraction to fix before conversion, to ensure they want to combine the quantities.

Deduplication/Rationalization

System WP2: There is an opportunity for the rationalization of records because many **Material/Plant** combinations found in the system have concurrent date ranges. For example below:

Material	Plant	Valid to	Valid from	Quota arrangement	Created On	Created By	Min. Qty for Splitting Quota		
103428	214	4/20/2015	04/01/2015	961	03/12/2015	LHOLYOAK	0		
103428	214	3/31/2015	03/01/2015	951	2/13/2015	LHOLYOAK	0		
103428	214	2/28/2015	02/09/2015	941	1/28/2015	LHOLYOAK	0		
103428	214	12/31/2012	11/01/2012	891	11/15/2012	LHOLYOAK	0		
103428	214	9/30/2012	07/01/2012	871	07/12/2012	LHOLYOAK	0		
103428	214	6/30/2012	4/16/2012	831	4/16/2012	LHOLYOAK	0		
103428	214	9/30/2011	01/01/2011	761	6/29/2011	LHOLYOAK	0		

The above records can also be deduplicated/consolidated into

Material	Plant	Valid to	Valid from	Quota arrangement	Created On	Created By	Min. Qty for Splitting Quota
103428	214	4/20/2015	02/09/2015	xxx	03/12/2015	LHOLYOAK	0
103428	214	12/31/2012	11/01/2012	xxx	11/15/2012	LHOLYOAK	0
103428	214	9/30/2011	01/01/2011	xxx	6/29/2011	LHOLYOAK	0

There is an opportunity for consolidation/deduplication as:

Quota Arrangements

- a. Some start and end dates are congruent and can be merged to for one record with a minimum and maximum validity period. This will also mean a possible merging of quantities.
- b. Some date ranges are contained within other records.

Note on Above: Overlapping and congruent dates are deemed to be valid as they may be for different quantities. Its recommended to flag these to the business for their input.

Source lists

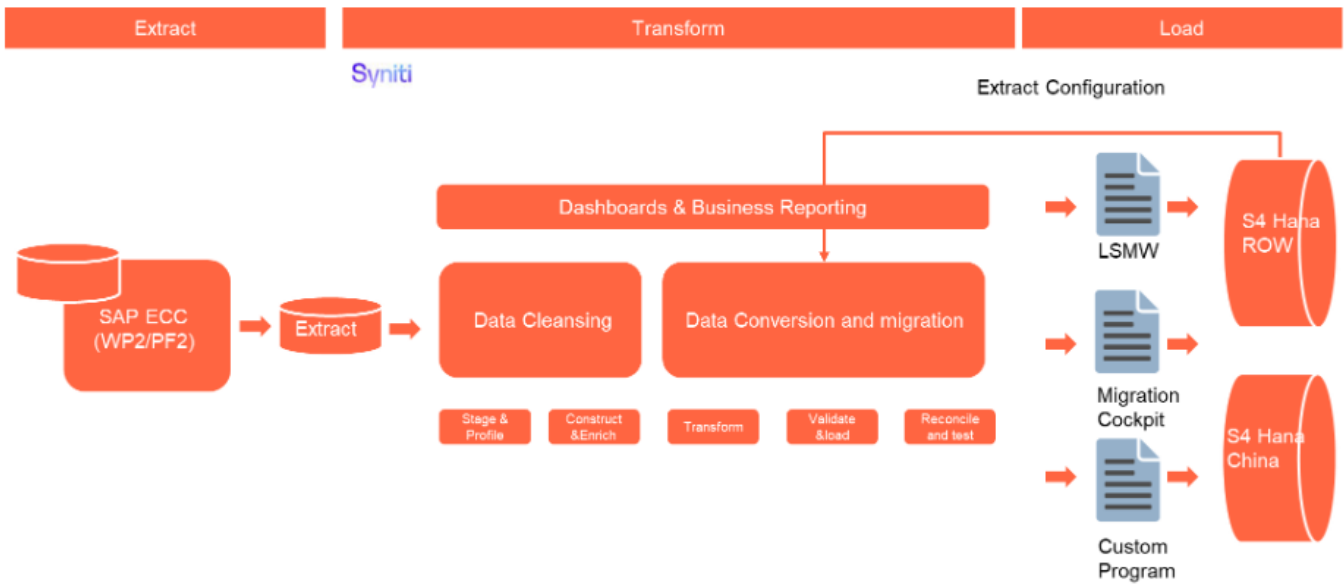
- a. Where the same Material/Plant/Vendor/Validity date combination exists - this needs to be indicated and referred to the Business for a decision. This combination will cause a time-out error.
- b. Functional team has confirmed that a QA is not needed for one vendor/material/plant.

Report Frequency

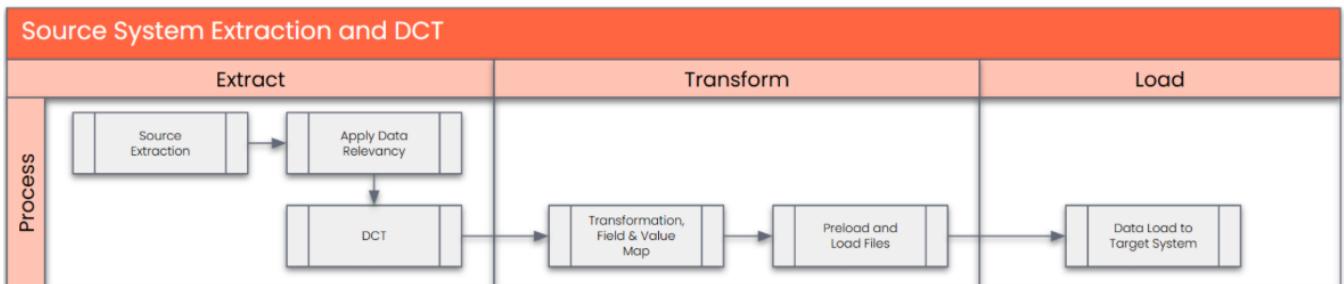
TBC

Conversion Process

The high-level process is represented by the diagrams below:



DCT Conversion process.



Data Privacy and Sensitivity

N/A

Extraction

The applicable tables are extracted from the two source systems, as listed below, without any filtering or relevancy criteria.

The Tables are staged in the SQL staging environment where reports can be run and ready for relevancy/filtering/cleansing actions.

The extraction tool will be Syniti ADMM and SKP.

Table & Counts of raw data

Table	Descr	WP2	PF2
EQUK	Quota arrangement header	223	8
EQUJ	Quota arrangement item	408	10
EORD	Source list	142215	206390
EINA	PIR header	433738	423788
EINE	PIR item	706967	586351

Relevancy Criteria for Extraction

Extract Source List data (Valid) - not marked for deletion and validity is not expired.

Extraction Run Sheet (ACTUAL LOGIC) (DONE)

Req #	Requirement Description	Team Responsible
001	Execute extraction of EQUK table from PF2 to staging environment - with no filtering	Syniti Team
002	Execute extraction of EQUK table from WP2 to staging environment - with no filtering	Syniti Team
003	Execute extraction of EQUJ table from PF2 to staging environment - with no filtering	Syniti Team
004	Execute extraction of EQUJ table from WP2 to staging environment - with no filtering	Syniti Team
005	Merge data from 2 systems into a Quota arrangement merged table.	Syniti Team
006	Execute extraction of EORD table from PF2 to staging environment - with no filtering	Syniti Team
007	Execute extraction of EORD table from WP2 to staging environment - with no filtering	Syniti Team
008	Merge data from 2 systems into a Source List merged table.	Syniti Team
009	Populate SKP Construct page	Syniti Team

Selection Screen

Selection Ref Screen	Parameter Name	Selection Type	Requirement	Value to be entered/set
N/A				

Data Collection Template (DCT)

A Data Collection Template will be created for Quota Arrangement data with exception of some fields which require transformation as mentioned in the transformation rule.

The DCT will consist of Source List records with Quota Arrangement records in a separate (non-editable) view. Fields are editable where business input is required.

Quota Arrangement - DCT Rules

Source Table	Field Name	Field Description	Populated from	Rule	Tooltip Text
EQUK	MATNR	Material Number	EQUK.MATNR and EORD.MATNR and EKPO.MATNR (Contract)	Copy	Material Number
EQUK	WERKS	Plant	EQUK.WERKS and EORD.WERKS and EKPO.WERKS (Contract)	Copy	Plant
EQUK	BDATU	Quota arrangement period valid until	EQUK.BDATU and EORD.BDATU and EKKO.KDATE (Contract)	Copy	End date of the Quota arrangement validity period
EQUK	VDATU	Quota arrangement period valid from	EQUK.VDATU and EORD.VDATU and EKKO.KDATB (Contract)	Copy	
EQUK	QUNUM	Number of quota arrangement	System Generated	Blank	System generated field (legacy data must be included for information)
EQUK	ERDAT	Date on which record was created	EQUK.ERDAT and EORD.ERDAT and EKKO.AEDAT	Copy	Create date of QA record.
EQUK	ERNAM	Name of person who created the object	EQUK.ERNAM and EORD.ERNAM	Copy	Name of record creator.
EQUK	SCMNG	Minimum quantity for splitting quota	Business input		Minimum quantity for splitting quota.
EQUK	CHANGEDON	UTC-timestamp when record was changed	System Generated	Blank	System generated field
EQUK	QUNUM	Number of quota arrangement	System Generated	Blank	System generated field (legacy data must be included for information)
EQUK	QUPOS	Quota arrangement item number	System Generated	Blank	System generated field (legacy data must be included for information)
EQUK	BESKZ	Procurement type	Populate according to rule. Business input.	F = External procurement E = Internal procurement according to the supplier Default value will be F.	Procurement type: F = External procurement E = Internal procurement

EQU	SOBES	Special procurement type	Can be populated with the EORD.EORTP (Source list category) but also to be adjusted by Business where they choose. Business input.	Default value is 0 if not specifically chosen, depending on Procurement Type. For procurement type F = 0 is default. For Procurement type E = E is default. EORTP (Options) 0 = Standard external procurement 2 = Consignment	Default value is 0 if not specifically chosen, depending on Procurement Type. For procurement type F = 0 is default. For Procurement type E = E is default. Special procurement type: 0 = Standard external procurement 2 = Consignment 3 = Subcontracting 7 = Stock transfer E = Standard in-house production P = Production in plant 2
EQU	LIFNR	Vendor account number	EQU.LIFNR and EORD.LIFNR and EKKO.LIFNR (Contract)	Copy	Vendor account number
	BEWRK EQU	Plant from which material is procured	EQU.BEWRK and EORD.RESWK	Copy Where the Special procurement type = E, the purchasing plant is needed, and/or a vendor and/or a Production version	Plant from which material is procured
EQU	QUOTE	Quota	Business input		Input the desired quota amount.
EQU	QUBMG	Base quantity of quota arrangement item	Business input	Can be defaulted to 0.00 for Source List records	Base quantity of quota arrangement item
EQU	QUMNG	Allocated quantity of quota arrangement item	Business input		Allocated quantity of quota arrangement item
EQU	MAXMG	Maximum quantity of quota arrangement item	Business input	Can be defaulted to 0.00 for Source List records	Maximum quantity of quota arrangement item
EQU	VERID	Production version	EQU.VERID and Business Input	MDS states that PV is not used, but legacy contains PV values. Where the Special procurement key = E, a PV can be input. For Source list values there are no PV values.	Production version: When applicable
EQU	MAXLS	Maximum lot size per quota item	Business input	Can be defaulted to 0.00 for Source List records	Maximum lot size per quota item
EQU	MINLS	Minimum lot size per quota item	Business input	Can be defaulted to 0.00 for Source List records	Minimum lot size per quota item
EQU	RDPRF	Rounding profile	EQU.RDPRF and Business input.	Blank for Source list values/XREF: old to new rounding profile	Rounding profile
EQU	KZEIN	Onceonly indicator	EQU.KZEIN and Business input.	Business Input	
EQU	ABRMG	Maximum release quantity per	EQU.ABRMG and Business input.	Can be defaulted to 0.000 for Source List records	Maximum release quantity per
EQU	ABPER	Period related to release quantity	EQU.ABPER and Business input.	Blank for Source list values	Period related to release quantity
EQU	ABANZ	Number of periods for release quantity	EQU.ABANZ and Business input.	Default to 00	Number of periods for release quantity
EQU	PREIH	Priority for determination sequence	EQU.PREIH and Business input.	Default to 00	Priority for determination sequence

EQU	EMATN	Manufacturer part number's material number	EQUP.EMATN and Business input.	Blank for Source list values	Manufacturer part number's material number
EQU	PLIFZ	Planned delivery time in days	EORD.PLIFZ and Business input.	Default to 0	Planned delivery time in days
EORD	Information field	Agreement Number	EORD.EBELN - linked to PO and agreement	This is for the business to use in decision making.	Agreement Number: For information purposes only
EORD	Information field	Fixed Vendor	EORD.FLIFN	This is for the business to use in decision making.	Fixed Vendor: For information purposes only
	Decision Making field			<p>Current logic: Refer to 'Additional Requirements section'</p> <p>Business cannot amend this field - only use it for a decision.</p> <p>Please reference the Additional Requirement sections below.</p>	VALUES: QA / NO QA / TBC (see below for the full decision logic)
	Information field	To Be Confirmed		Where no Source list exists for an in scope Material/Plant/Vendor combo. A separate report will be generated for these - included in the CS register	VALUES: X or BLANK
	Information field	Contract is available		Indicates whether a contract exists for the Material/Plant/Supplier combination.	VALUES: X or BLANK
	Information field	Material Out of Scope		Where the Material is out of scope - for the business' info	VALUES: X or BLANK
	Information field	Supplier Out of Scope		Where the Supplier is out of scope - for the business' info	VALUES: X or BLANK
	Decision field	Approved for Migration (Business decision field - updateable)		X (business can update this field)	Business verify that the record will be migrated
	Information field			When a new record is added by the Business (or to the Source List/Contract in source	VALUES: X or BLANK
	Comment/Info field	Info/Original Decision			This column will hold the original decision - so as not to lose what the original decision was in case of a change.

Additional Requirements

The way that quota arrangements will be used at Syensqo requires that Contracts will need to be defined before-hand. Contracts and PIR's need to be checked to see whether a Quota Arrangement is needed.

If there is only one contract/PIR, no QA is needed, otherwise if there is more than one, a QA is needed.

Contracts and PIR's will facilitate checking the number of Quota Arrangements to be created/migrated from the Source List data in ECC.

Conditions (Source List)	Prepopulated Decision
If there is only 1 Supplier for the Source List Material/Plant then a Quota Arrangement is not required. The record must stay in the SKP report.	No QA
If 1 Material/Plant/Supplier with multiple Validity dates then leave the record in the report. The Business needs to choose the record.	No QA for the redundant date records. QA for the chosen record
For Material/Plant combination, there is more than 1 Supplier.	QA

Conditions (Contract)

Here, records can be added, where it is found that there the Material/Plant/Vendor combination does not exist in the Source List. There are Validity end-dates for contracts. Some might be blank
The decision logic for Contracts also follows the logic for Source Lists above)
Check Contracts EKKO/EKPO table (BSTYP = K (contract),L(outline agreement)) and check if 1 material Plant combination has more than 1 contract/outline agreement then
a) check that if material/plant/Vendor combination already exist in DCT then populate 'Contract flag' = X
b) check that if material/plant/Vendor combination does not exist in DCT then add new entry in DCT and mark 'Contract flag' = X
c) If Contract in Source list is Expired then we need report to capture those contracts and share with Business to Cleanse. An additional report is needed. TBC
d) If Supplier or Material is out-of-scope, for a Contract without a validity date. This needs to be in a report to go to business to add the validity date. TBC
"Report should be sorted by material/Plant/ vendor

Please see logic below for more info.

Logic for the business to populate Quota %

- | |
|--|
| 1. i) If more than 1 row (vendors) and both are valid, then the business must give a give % split. |
| ii) If one of 2 vendors is 'Primary' then assign 1st = 100% and 2nd= 0% |

Extraction Dependencies

Extraction dependencies.

Item #	Step Description	Team Responsible
001	Source system PF2 - available	Syniti
002	Source system WP2 - available	Syniti
003	SQL staging area available	Syniti
004	SKP Construct page is available and data refreshed.	Syniti

Transformation

The Target fields are mapped to the applicable Legacy field that will be its source, this is a 3-way activity involving the Business, Functional team and Data team. This identifies the transformation activity required to allow to make the data Target ready:

1. Perform value mapping and data transformation rules.
 - a. Legacy values are mapped to the to-be values (this could include a default value)
 - b. Values are transformed according to the rules defined in Syniti ADMM.
2. Prepare target-ready data in the structure and format that is required for loading the DCT via prescribed Load Tool. This step also produces the load data ready for business to perform Pre-load Data Validation

Value Mappings Register Link (Jira#: PDM-508)

Configuration Mapping Register Link (Jira#: PDM-507)

Link to P2F config drive

Transformation Dependencies

List the steps that need to occur before transformation can commence

Item #	Step Description	Team Responsible
1	Data has been extracted from sources systems	Syniti
2	Data merged	Syniti
3	Configuration should be completed - (Config documents should be complete)	Syniti
4	XREF tables are ready	Data Team/Syniti

Transformation Run Sheet

Item #	Step Description	Team Responsible
1	Verify that cross reference tables are available	Syniti/Data Team
2	Verify that value mappings tables are available	Data Team /Syniti
3	Verify that data is extracted and merged.	Data Team /Syniti
4	Transformation jobs are ready for execution.	Syniti
	<p>Material lot sizing procedure should have the "Splitting quota arrangement" indicator set if you want to distribute the planned purchase requisition quantity across multiple sources of supply according to the defined quota arrangement during an MRP run.</p> <p>This is configured in the Materials Management Customizing under Consumption Based Planning - Planning Lot Size Calculation - Define Lot Sizing Procedure.</p>	Data Team

Transformation Rules - Source to Target Mapping

HEADER										
Rule #	Source system	Source Table	Source Field	Source Description	Target System	Target Table	Target Field	Target Description	Transformation Logic	Mapping Rule
	PF2/WP2	EQUK	MANDT	Client	S4H	EQUK	MANDT	Client		None - Automated
	PF2/WP2	EQUK /EORD	MATNR	Material Number	S4H	EQUK	MATNR	Material Number	XREF - Old to New Material No	Quota Arrangement Copy/XREF Source List Copy/XREF
	PF2/WP2	EQUK /EORD	WERKS	Plant	S4H	EQUK	WERKS	Plant	XREF - Old to New Plant	Quota Arrangement Copy/XREF Source List Copy/XREF

	PF2/WP2	EQUK /EORD	BDATU	Valid end date	S4H	EQUK	BDATU	Valid end date		Quota Arrangement Copy Source List EORD.BDATU
	PF2/WP2	EQUK /EORD	VDATU	Valid from date	S4H	EQUK	VDATU	Valid from date		Quota Arrangement Copy Source List EORD.VDATU
	PF2/WP2	EQUK /EORD	QUNUM	Number of quota arrangement	S4H	EQUK	QUNUM	Number of quota arrangement		Automated
	PF2/WP2	EQUK /EORD	ERDAT	Date on which record was created	S4H	EQUK	ERDAT	Date on which record was created		Quota Arrangement Copy Source List EORD.ERDAT
	PF2/WP2	EQUK /EORD	ERNAM	Name of person who created the object	S4H	EQUK	ERNAM	Name of person who created the object		Quota Arrangement Copy Source List None - Automated
	PF2/WP2	EQUK /EORD	SCMNG	Minimum quantity for splitting quota	S4H	EQUK	SCMNG	Minimum quantity for splitting quota		Quota Arrangement Copy Source List Business Input Material lot sizing procedure should have the "Splitting quota arrangement" indicator set if you want to distribute the planned purchase requisition quantity across multiple sources of supply according to the defined quota arrangement during an MRP run. This is configured in the Materials Management Customizing under Consumption Based Planning - Planning Lot Size Calculation - Define Lot Sizing Procedure.
	PF2/WP2	EQUK /EORD	CHANGED ON	UTC timestamp when record was changed	S4H	EQUK	CHANGED ON	UTC timestamp when record was changed		None - Automated

ITEM

Rule #	Source system	Source Table	Source Field	Source Description	Target System	Target Table	Target Field	Target Description	Transformation Logic	Mapping Rule
	PF2/WP2	EQUK	MANDT	Client	S4H	EQUK	MANDT	Client		None - Automated
	PF2/WP2	EQUK /EORD	QUNUM	Number of quota arrangement	S4H	EQUK	QUNUM	Number of quota arrangement		None - Automated
	PF2/WP2	EQUK /EORD	QUPOS	Quota arrangement item number	S4H	EQUK	QUPOS	Quota arrangement item number		None - Automated
	PF2/WP2	EQUK	BESKZ	Procurement type	S4H	EQUK	BESKZ	Procurement type		Current Quota Arrangement data Copy Current Source List F = External procurement E = Internal procurement according to the supplier Default value will be F.

	PF2/WP2	EQUIP /EORD	SOBES /EORTP	Special procurement type	S4H	EQUIP	SOBES	Special procurement type		<u>Quota Arrangement</u> Copy <u>Source List</u> Default value is 0 if not specifically chosen, depending on Procurement Type. For procurement type F = 0 is default. For Procurement type E = E is default. SOBES (options) 0 = Standard external procurement 2 = Consignment 3 = Subcontracting 7 = Stock transfer E = Standard in-house production P = Production in plant 2 EORTP (Options) 0 = Standard external procurement 2 = Consignment
	PF2/WP2	EQUIP /EORD	LIFNR	Vendor account number	S4H	EQUIP	LIFNR	Vendor account number	XREF old to new Supplier	<u>Quota Arrangement</u> Copy/XREF <u>Source List</u> Copy/XREF
	PF2/WP2	EQUIP	BEWRK	Plant from which material is procured	S4H	EQUIP	BEWRK	Plant from which material is procured	XREF old to new Plant	<u>Quota Arrangement</u> Copy/XREF <u>Source List</u> Copy/XREF
	PF2/WP2	EQUIP	QUOTE	Quota	S4H	EQUIP	QUOTE	Quota		<u>Quota Arrangement</u> Copy <u>Source List</u> Business Input
	PF2/WP2	EQUIP	QUBMG	Base quantity of quota arrangement item	S4H	EQUIP	QUBMG	Base quantity of quota arrangement item		<u>Quota Arrangement</u> Copy <u>Source List</u> Can be defaulted to 0.00 for Source List records
	PF2/WP2	EQUIP	QUMNG	Allocated quantity of quota arrangement item	S4H	EQUIP	QUMNG	Allocated quantity of quota arrangement item		<u>Quota Arrangement</u> Copy <u>Source List</u> Business Input
	PF2/WP2	EQUIP	MAXMG	Maximum quantity of quota arrangement item	S4H	EQUIP	MAXMG	Maximum quantity of quota arrangement item		<u>Quota Arrangement</u> Copy <u>Source List</u> Can be defaulted to 0.00 for Source List records

	PF2/WP2	EQU	VERID	Production version	S4H	EQU	VERID	Production version	XREF: old to new production version id (when applicable)	<u>Quota Arrangement</u> Copy/XREF <u>Source List</u> Where the Special procurement type = E, the purchasing plant is needed, and/or a vendor and/or a Production version
	PF2/WP2	EQU	MAXLS	Maximum lot size per quota item	S4H	EQU	MAXLS	Maximum lot size per quota item		<u>Quota Arrangement</u> Copy <u>Source List</u> Can be defaulted to 0.00 for Source List records
	PF2/WP2	EQU	MINLS	Minimum lot size per quota item	S4H	EQU	MINLS	Minimum lot size per quota item		<u>Quota Arrangement</u> Copy <u>Source List</u> Can be defaulted to 0.00 for Source List records
	PF2/WP2	EQU	RDPRF	Rounding profile	S4H	EQU	RDPRF	Rounding profile		<u>Quota Arrangement</u> Copy/XREF <u>Source List</u> Blank for Source list values
	PF2/WP2	EQU	KZEIN	Onceonly indicator	S4H	EQU	KZEIN	Onceonly indicator		<u>Quota Arrangement</u> Copy <u>Source List</u> Blank for Source list values
	PF2/WP2	EQU	ABRMG	Maximum release quantity per period	S4H	EQU	ABRMG	Maximum release quantity per period		<u>Quota Arrangement</u> Copy <u>Source List</u> Can be defaulted to 0.00 for Source List records
	PF2/WP2	EQU	ABPER	Period related to release quantity	S4H	EQU	ABPER	Period related to release quantity		<u>Quota Arrangement</u> Copy <u>Source List</u> Blank for Source list values
	PF2/WP2	EQU	ABANZ	Number of periods for release quantity	S4H	EQU	ABANZ	Number of periods for release quantity		<u>Quota Arrangement</u> Copy <u>Source List</u> Default to 00
	PF2/WP2	EQU	PREIH	Priority for determination sequence	S4H	EQU	PREIH	Priority for determination sequence		<u>Quota Arrangement</u> Copy <u>Source List</u> Default to 00
	PF2/WP2	EQU	EMATN	Manufacturer part number's material number	S4H	EQU	EMATN	Manufacturer part number's material number		<u>Quota Arrangement</u> Copy <u>Source List</u> Blank for Source list values
	PF2/WP2	EQU	PLIFZ	Planned delivery time in days	S4H	EQU	PLIFZ	Planned delivery time in days		<u>Quota Arrangement</u> Copy <u>Source List</u> Default to 0

MAPPING TABLES

Mapping Table Name	Mapping Table Description
Material	XREF
Plant	XREF
Supplier	XREF
Production version	XREF
Procurement Plant	XREF
Rounding profile	XREF
Special Procurement Type	Dropdown/XREF

Transformation Dependencies

Item #	Step Description	Team Responsible
1	PV - Production version settings and data is migrated into the target system (if PV's are being used)	Data Team /Syniti
2	Materials - Check that settings and data is migrated into the target system	Data Team /Syniti
3	Supplier - Check that settings and data is migrated into the target system	Data Team /Syniti
4	Material lot sizing procedure should have the "Splitting quota arrangement" indicator set if you want to distribute the planned purchase requisition quantity across multiple sources of supply according to the defined quota arrangement during an MRP run.	Data Team /Functional

Pre-Load Validation

Project Team

Completeness

Task	Action
Verify count	The number of records presented after relevancy checks and validation needs to be correct compared to the staged data in dspMigrate
Completeness check	All fields required as per mapping template rules must be completed. Validity reports checking each field in Syniti must be built.

Accuracy

Task	Action
Conversion accuracy	Data team to verify that the data staged in the preload tables are correct in terms of the mapping rules. This will be done via Syniti DSP reports.
Valid to dates	Check valid to dates are migrated correctly
Valid from dates	Check valid from dates are migrated correctly

Valid to and from dates	Verify date formats YYYYMMDD
-------------------------	------------------------------

Business

Completeness

Task	Action
Count and Completeness check	All fields required as per mapping template rules must be completed. Validity reports checking each field in ADMM must be built to help check.

Accuracy

Task	Action
Conversion accuracy	Business team to verify that the data staged in the preload tables are correct in terms of the mapping rules. This will be done via Syniti ADMM reports/SAP reports
Valid to dates	Check valid to dates are migrated correctly
Valid from dates	Check valid from dates are migrated correctly
Valid to and from dates	Verify date formats YYYYMMDD

Load

The load process includes:

1. This load will take place either via DCT template upload or a Migration Cockpit upload program.
2. Staging Tables or Source Files will be handled by Syniti.

Load will occur in mock and production phases, with logs captured and reviewed for consistency, completeness, and errors.

Load Run Sheet

Item #	Step Description	Team Responsible
1	Verify data extracted	Data Team/Functional - S2P
2	Verify data merged	Data Team/Functional - S2P
3	Verify XREF's are ready	Data Team/Functional - S2P
4	Verify reference data is in the system	Data Team/Functional - S2P
5	Verify Config is in the system	Data Team/Functional - S2P
6	Verify other necessary data has been loaded into the system (Plant, Material, Vendor, Company Code...)	Data Team/Functional - S2P
7	Release - Load signoff and go-ahead by Functional/Data Owner	Functional/Data Owner - S2P
8	Approval to stage/Pre-stage steps	Functional/Data Owner - S2P
9	Cross references/Value mappings imported into environment	Syniti
10	Extraction from source	Syniti

11	Extraction from S4 where needed	Syniti
12	Stage data for transformations	Syniti
13	Run transforms	Syniti
14	Create DCT template for upload and populate the SKP Construct page	Syniti
15	Provide access to Business to view the Construct page	Syniti
16	Populate required data in SKP Construct page	Data Team/Syniti
17	Execute pre-load report	Syniti
18	Validate preload report - release	Syniti
19	Prepare and simulate	Syniti
20	Pre-load verification and approval to load	Functional/Data Owner - S2P
21	Load to S4	Syniti
22	Complete Jira steps, Volumes and Timings	All - where applicable
23	Execute post-load report	Syniti
24	Post-load report verification/validation	Data Team/Functional/Data Owner - S2P
25	Object load completion approval	Data Owner - S2P

Load Phase and Dependencies

Configuration

Item #	Configuration Item	Team Responsible	
1	Number ranges configured (QUNUM)	Functional/Data	
2	Procurement Type (BESKZ)	Functional/Data	
3	Special Procurement Type (EQUP.SOBES) (SOBES & SOBSL fields are from SAP table T460A)	Functional/Data	
4	Period to which the release quantity relates (ABPER)	Functional/Data	
5	Check value mappings are available	Data	
6	MM - Purchase info record settings and data is migrated into the target system (MARA)	Data	
7	PV - Production version settings and data is migrated into the target system (if PV's are being used) (MKAL)	Data	
8	Supplier - Check that data is migrated into the target system (LFA1)	Data	
9	Rounding Profile is loaded (RDPR)	Functional/Data	
10	Plants - Check that this is loaded in target system (WERKS) - T001W	Data	
11	Material lot sizing procedure should have the "Splitting quota arrangement" indicator set if you want to distribute the planned purchase requisition quantity across multiple sources of supply according to the defined quota arrangement during an MRP run.	Functional/Data	

Conversion Objects

Object #	Preceding Object Conversion Approach
1	Purchase Info Record/Pricing Conditions (1094)
2	Material Master - Basic View (2019)
3	Materials - Additional data (2021)

4	Materials Purchasing View (2020)
5	Business Partners - General (3007)
6	Business Partners (Vendor)- Intercompany (3027)
7	Purchase Contracts (9040)??

Error Handling

Error Type	Error Description	Action Taken
Data	Vendor blocked for the material in the Source List - no source determined	Either exclude the Quota record, or unblock the Vendor
Config	Quota number ranges not correct	Internal numbering must be set.
Data	Incorrect quota arrangement values	Fix incorrect data or missing entries
Data	Missing quota base quantities	Fix incorrect data or missing entries
Data	Incorrect allocated quantities	Fix incorrect data or missing entries
Data	Missing material master purchasing view settings.	Fix incorrect data or missing entries
Load	Cannot use LSMW with a simple BDC recording for a multi-line item scenario	Ensure the LSMW is built correctly, using a BAPI
Data	Invalid dates	Fix incorrect data or missing entries
Data	Invalid data formats	Fix incorrect data or missing entries
Pre-req	Missing Value mappings	Add missing value mappings and retry
Data	Duplicates	Fix incorrect data or missing entries
Data	Transformation misses	Build transformation and retry.
Load	Authorization errors	Apply for the applicable authorization permission and retry
Load	Technical load failures - If using MC - Simulation errors, etc	Investigate error and rectify. Retry simulation and/or load

Exceptions

What exceptions and actions for them will occur.

Error Type	Error Description	Action Taken
TBC		

Post-Load Validation

Project Team

POST-LOAD STEP

Item #	Step Description	Team Responsible

1	Execute post-load report	Developer - Syniti or Data Specialist - S2P
2	Post-load report verification/validation	Data Specialist/Functional/Data Owner - S2P
3	Object load completion approval	Data Owner - S2P

Completeness

Task	Action
Verify count	The number of records presented in the preload needs to be compared to the postload. – Syniti report
Field by field check	Compare source data to target data.

Accuracy

Task	Action
Conversion accuracy	Data team to verify that the data staged in the preload tables are correct in terms of the mapping rules. This will be done via Syniti reports/SAP reports
Valid to dates	Check valid to dates are migrated correctly
Valid from dates	Check valid from dates are migrated correctly
Valid to and from dates	Verify date formats YYYYMMDD
Quota quantity	Verify the quota quantities are correctly migrated

Business

Completeness

Task	Action
Verify count	The number of records presented in the preload needs to be compared to the postload. – Syniti report
Missing data	Check missing data which was supposed to be loaded
Reconciliation	Participate in Post-load walkthroughs

Accuracy

Task	Action
Conversion accuracy	Business team to verify that the data staged in the preload tables are correct in terms of the mapping rules. This will be done via Syniti reports/SAP reports
Load failures	Value presented for load must be in the system
Valid to dates	Check valid to dates are migrated correctly
Valid from dates	Check valid from dates are migrated correctly
Valid to and from dates	Verify date formats YYYYMMDD
Quota quantity	Verify the quota quantities are correctly migrated

Key Assumptions

- Master Data Standard is up to date as on the date of documenting this conversion approach and data load.

Additional Info

Data Governance Rules (from MDS)

These governance rules apply to the object overall. They relate to the creation, blocking or deletion, or duplicate checks that must be applied.			
Rule #	Activity	Rule description	Validation Method
1	Create	<p>1) When Syensqo has multiple suppliers providing the same key supplies, Quota Arrangements should be utilized to automate the distribution of work, eliminating the need for manual intervention. This approach minimizes the risk of excessive dependence on a single vulnerable supplier. Quota arrangements are manually created within the S/4 Hana system.</p> <p>2) A distinct quota arrangement must be established for each specific combination of material and plant.</p> <p>3) The quota arrangement could be based on contract and / or purchase info records created with supplier.</p> <p>4) When purchase requisitions are created manually or automatically for these materials, the system selects a supplier according to the predefined quota arrangement. This arrangement is valid for a specific time period and, once expired, will no longer be used to determine the source.</p>	
2	Create	Quota arrangements are always created against material and plant combination	
4	Change	<p>Quota arrangements can be changed via S/4 Hana system adopted at Syensqo.</p> <p>Scenarios at Syensqo which trigger updating of Quota arrangement master data:</p> <p>1) New supplier is identified for the material which needs to be added in the Quota arrangement</p> <p>2) Contract with the supplier against particular material is renewed for new validity period. Quota arrangement needs to be aligned with the new validity period.</p> <p>3) Contract with the supplier against particular material is expired and/or new contract is created with separate supplier. Quota arrangement needs to be updated to add new supplier and period.</p> <p>4) Purchase Info Record with the supplier against particular material is renewed for new validity period. Quota arrangement needs to be aligned with the new validity period.</p> <p>5) Purchase Info Record with the supplier against particular material is expired and/or new Purchase info record is created with separate supplier. Quota arrangement needs to be updated to add new supplier and period.</p>	
5	Delete	If the quota arrangement is no longer required, the quota arrangement validity period can be reduced to past data and allocated quantity/quota can be reduced to zero via the S/4 HANA system adopted at Syensqo.	

See also

Change log

Version	Published	Changed By	Comment
CURRENT (v. 143)	Apr 29, 2026 06:54	SICONOLFI-ext, Michael	
v. 142	Apr 22, 2026 13:17	SICONOLFI-ext, Michael	
v. 141	Apr 20, 2026 13:07	SICONOLFI-ext, Michael	
v. 140	Mar 13, 2026 07:13	SICONOLFI-ext, Michael	
v. 139	Mar 13, 2026 06:48	MADHOK-ext, Jasleen	
v. 138	Mar 12, 2026 19:26	MADHOK-ext, Jasleen	
v. 137	Mar 12, 2026 18:56	MADHOK-ext, Jasleen	
v. 136	Mar 12, 2026 18:49	MADHOK-ext, Jasleen	
v. 135	Mar 12, 2026 18:43	MADHOK-ext, Jasleen	






[Go to Page History](#)

Workflow history

Title	Last Updated By	Updated	State	Status
CNV-1098 Quota Arrangements	SICONOLFI-ext, Michael	Apr 29, 2026 06:54	Lead Approval	

Workflow history

This view shows the 5 most recent entries. The complete workflow log is available from the 'Document Activity' menu item.

From Mar 09, 2026 to Apr 29, 2026	Actor	Type	Activity	Version
	SICONOLFI-ext, Michael and MAD HOK-ext, Jasleen	Edit	multiple updates from SICONOLFI-ext, Michael and MADHOK-ext, Jasleen	
Mar 03, 2026	 HOLMES-ext, Richard	State	changed state to Approved at 9:07 am	v124
Lead Approval	 HOLMES-ext, Richard	State	gave <i>POD Lead Review</i> approval at 9:07 am	
Mar 02, 2026	 JAIN-ext, Gaurav	State	changed expiry date to '09 Mar, 2026 11:20 am' at 11:20 am	
	 JAIN-ext, Gaurav	State	changed state to Lead Approval at 11:20 am	v124
Edited following Tech Review	 JAIN-ext, Gaurav	State	gave <i>Minor change</i> approval at 11:20 am	