

# CNV-9113 TRM - Facilities

Status	
Owner	VIDWANS-ext, Sauradh
Stakeholders	PILLAY-ext, Lawrence

## Purpose

The purpose of this document is to define the conversion approach to create Facilities Transactions in S/4 HANA.

Facilities are borrowing arrangements with either one or multiple banks. If we have a long term borrowing facility with one bank its called as Bi-Lateral Facility. Under this facility you, can define the fund requirements and the Bank will ear mark these funds to be drawn at a certain interval. If this facility is with multiple banks its called as Syndicate Facility. In a Syndicate there is normally a Lead Banker who will arrange the lending commitment from other lenders and will also have a Lead Banker charges.

These instruments are created under a certain Product Type (Instrument Number) and a Transaction Type (Kind of action i.e. buying or selling) against a counterparty (BP Number) in a Company Code.

## Conversion Scope

The scope of this document covers the approach for converting active Facilities from Legacy Source System (Quantum) into S/4HANA.

The relevancy criteria is not applicable for this object as the relevant data will be provided by business in a DCT (Data Collection Template).

List of source systems and approximate number of records

Source	Scope	Source Approx No. of Records	Target System	Target Approx No. of Records
Quantum	Live Facilities Contracts	100 <TBC>	S4HANA	100 <TBC>

## Additional Information

### Multi-language Requirement

### Document Management

### Legal Requirement

### Special Requirements

As the conversion involves a source system which is non-SAP, the below area needs special handling:

1. Extraction of Facilities data from source system i.e. Quantum is to be done manually
2. Cleansing by business team in the source system (Quantum) to ensure that only active and in use records for Facilities are provided in DCT
3. The extracted records to be converted into a DCT and stored in the Syniti for Transformation
4. Below Configuration Check Tables needs to be referenced in Syniti to validate the data in the DCT:
  - a. Counterparty to Business Partner - BUT100
  - b. Company Code - T001
  - c. Product Type - TZPA
  - d. Transaction Type - AT10
  - e. Portfolio Code - TWPOB
  - f. General Valuation Class - TRGC\_COM\_VALCL
  - g. Interest Calculation Method - Custom Check Table with Value Fields given in the below CNV
5. Amount and date format from source system to align with S4HANA
6. As the target structure in S4HANA involves dependency on various Configuration and BP Master Data objects (CNV 3040), all this data needs to be loaded before Transactions Data loads.

Custom Check Tables for Interest Calculation Method, Frequency and Update Rule are as under:

**Interest Calculation Method:**

Interest Calculation Method	Text
1	360E/360
B	360E/365
L	360/360 (German)
F	360/360 (ISDA)
H	360/365 (ISDA)
7	360/360
2	act/360
E	act/364
3	act/365
R	act/365.25
4	act/366
M	act/365P
5	act/actP (ICMA)
6	act/actY (ISDA)
G	act/actE (AFB)
Q	act/actEP (AFB)
N	act/365L
S	act/365Y
A	actW/252
D	365/360
C	365/365
I	360E/actY
8	30.42E/360
9	*365.25/360
P	01-01-2026
J	m+act/360
K	m+30/360
0	Not Specified
T	act/act[M]
U	actW/actW[M]

**Update Rule:**

Rule Number	Text
0	Pro Rata Temporis
1	Include Fully
2	Do Not Include

**Frequency:**

1	At End of Term
5	On First Day of Month
2	On Last Day of Month
3	Monthly
4	Daily
0	Manual Input

**BP Number**

BP Number	BP Name
0000000001	TEST

## Target Design

For a Transaction Load DCT, since there are no standard LTMC objects that we can use for loading this data, we will be using BAPI's for this purpose. In a BAPI there are multiple fields, off which all are not necessary to be utilized as part of DCT.

In this section, we will see the full list of fields that are part of the DCT. This section will also explain field by field mapping of the DCT structure and where the data will come from for each field.

The technical design of the target for this conversion approach.

Table Name	Field	Field Description	Data Type	Length	Requirement
Utility Field (VTBFHA)	ZSTDTINCL	Calculation Period: Start Inclusive vs. End Inclusive	CHAR	1	This is a Required Field
Utility Field (VTBFHA)	ZCALCMETH	Calculation method for first period of condition item	NUMC	1	This is Optional Field
Utility Field (VTBFHA)	ZCALCEND	Calculation method for last period of condition item	NUMC	1	This is Optional Field
Utility Field (VTBFHA)	ZINTCALCMET	Interest Calculation Method	CHAR	1	This is Optional Field
Utility Field (VTBFHA)	ZUPDATERULE	Update for Calculation/Due Date for Interest	NUMC	2	This is Optional Field
Utility Field (VTBFHA)	ZINCLIND	Inclusive Indicator for Calculation Date	CHAR	1	This is Optional Field
Utility Field (VTBFHA)	ZMENDINDI	Month-End Indicator for Calculation Date	CHAR	1	This is Optional Field
Utility Field (VTBFHA)	ZMENDINDIR	Month-End Indicator for Due Date	CHAR	1	This is Optional Field
Utility Field (VTBFHA)	ZDUEDATEINDI	Shift Due Date Back to End of Term	CHAR	1	This is Optional Field
VTBFHA	BUKRS	COMPANY_CODE	CHAR	4	This is a Required Field
VTBFHA	RFHA	TRANSACTION NUMBER	CHAR	13	This is Internal Field
VTBFHA	SGSART	PRODUCT_TYPE	CHAR	3	This is a Required Field
VTBFHA	SFHAART	TRANSACTION_TYPE	CHAR	3	This is a Required Field
VTBFHA	KONTRH	PARTNER	CHAR	10	This is a Required Field

VTBFHA	DBLFZ	CONTRACT_DATE	DATS	8	This is a Required Field
VTBFHA	RPORTB	PORTFOLIO	CHAR	10	This is Optional Field
VTBFHA	ZUOND	ASSIGNMENT	CHAR	18	This is Optional Field
VTBFHA	REFER	INTERNAL_REFERENCE	CHAR	16	This is Optional Field
VTBFHA	MERKM	CHARACTERISTICS	CHAR	25	This is a Required Field
VTBFHA	RCOMVALCL	VALUATION_CLASS	NUMC	4	This is a Required Field
VTBFHA	DBLFZ	Term Start	DATS	8	This is a Required Field
VTBFHA	DELFZ	Term End	DATS	8	This is a Required Field
VTBFHA	WGSCHFT	Transaction Currency	CUKY	5	This is a Required Field
VTB_ASGN_LIMIT	BUKRS	COMPANY_CODE	CHAR	4	This is a Required Field
VTB_ASGN_LIMIT	RFHA	TRANSACTION NUMBER	CHAR	13	This is Internal Field
VTB_ASGN_LIMIT	RELAT_OBJ	FTR Assignment Management: Assignment Object	CHAR	22	This is Internal Field
VTB_ASGN_LIMIT	RELAT_OBJ_CAT	FTR Assignment Management: Category of Assignment Object	CHAR	3	This is Internal Field
VTB_ASGN_LIMIT	LIMIT_DATE	FTR Assignment Management: Limit Date	DATS	8	This is a Required Field
VTB_ASGN_LIMIT	LIMIT_CHG_AMO UNT	FTR Assignment Management: Drawing Amount	CURR	17,2	This is a Required Field
VTB_ASGN_LIMIT	LIMIT_CURRENCY	FTR Assignment Management: Limit Currency	CUKY	5	This is a Required Field
VTB_ASGN_LIMIT	LIMIT_POS_AMOUNT	FTR Assignment Management: Drawing Amount (BAPI)	DEC	23	This is a Required Field
VTBFHAPO	BUKRS	COMPANY_CODE	CHAR	4	This is a Required Field
VTBFHAPO	RFHA	TRANSACTION NUMBER	CHAR	13	This is Internal Field
VTBFHAPO	RFHAZU	Transaction Activity	NUMC	5	This is Internal Field
VTBFHAPO	DCRDAT	ENTERED ON	DATS	8	This is Internal Field
VTBFHAPO	TCRTIM	ENTRY TIME	TIMS	6	This is Internal Field
VTBFHAPO	RFHAZB	TRANSACTION FLOW	NUMC	4	This is Internal Field
VTBFHAPO	PKOND	Percentage rate for condition items	DEC	10, 7	This is Optional Field
VTBFHAPO	SKALIDWT	Interest Calendar	CHAR	2	This is Optional Field
VTBFHAPO	DVALUT	Calculation Date	DATS	8	This is Optional Field
VTBFHAZU	BUKRS	COMPANY_CODE	CHAR	4	This is a Required Field
VTBFHAZU	RFHA	TRANSACTION NUMBER	CHAR	13	This is Internal Field
VTBFHAZU	RFHAZU	TRANSACTION ACTIVITY	NUMC	5	This is Internal Field
VTBFHAZU	NORDEXT	EXTERNAL_REFERENCE	CHAR	16	This is Optional Field
VTBFINKO	BUKRS	COMPANY_CODE	CHAR	4	This is a Required Field
VTBFINKO	RFHA	TRANSACTION NUMBER	CHAR	13	This is Internal Field
VTBFINKO	RGATT	CLASS	CHAR	13	This is Internal Field
VTBFINKO	RFHAZU	Transaction Activity	NUMC	5	This is Internal Field
VTBFINKO	RKONDGR	DIRECTION OF TRANSACTION	NUMC	1	This is Internal Field
VTBFINKO	RKOND	CONDITION	NUMC	4	This is Internal Field
VTBFINKO	DGUEL_KP	CONDITION ITEM EFFECTIVE FROM	DATS	8	This is Internal Field
VTBFINKO	NSTUFE	LEVEL NUMBER OF CONDITION ITEMS FOR RECURRING PAYMENT	NUMC	2	This is Internal Field
VTBFINKO	SRHYTHM	Frequency	NUMC	3	This is Optional Field

VTBFINKO	AMMRHY	Defined Frequency in Months	NUMC	3	This is a Optional Field
VTBFINKO	ATTRHY	Defined Frequency in Days	NUMC	3	This is a Optional Field
VTBFINKO	SWWERK	Working Day Shift for Calculation Day	NUMC	1	This is Optional Field
VTBFINKO	DFAELL	Due date	DATS	8	This is Optional Field
VTBFINKO	SFWERK	Working Day Shift for Due Date	NUMC	1	This is Optional Field

There are 5 main tables in consideration here.

1. VTBFHA
2. VTBFHAPO
3. VTBFINKO
4. VTB\_ASGN\_LIMIT
5. VTBFHAZU

The reference between the tables is a combination of Company Code and Transaction Number. This is the Primary Key to join these tables.

In Addition to this, the field "Characteristics" will have the Legacy Quantum Deal Number. This will form a linkage between Deals loaded in the system vs Quantum deals.

In the above table we saw fields in the DCT. Now we will check the fields in the BAPI and the data logic how it will correspond to the DCT.

## Data Cleansing

For the Object 9113 – Treasury Facilities no specific data cleansing is applicable due to below reasons/assumptions:

1. The Source System is Quantum and therefore it will be a manual extract of relevant data in a DCT form

## Data- Pre Load Validation Report

However, for the purpose of the object 9113 – Treasury Facilities, below validations reports should be available in Syniti so that the data as provided in DCT is validated before generating the pre-load file.

ID	Criticality	Error Message /Report Description	Rule	Output
1	High	Company Code is valid	Check if BUKRS is valid as per Company Codes created in the system in Table T001	Invalid Company Code
1	High	PRODUCT_TYPE	Check if VVSART is valid as per Product Types created in the system in Table TZPA. Value for Facility Product Type is "CPF" or "BLT". If this is not, then the validation should fail.	Invalid Product Type
1	High	TRANSACTION_TYPE	Check if SFHAART is valid as per Transaction Types created in the system in Table AT10	Invalid Transaction Type
1	High	PARTNER	Check if KUNNR is valid as per Business Partners created in the system under CNV 3040 Business Partner Counterparty	Invalid Partner
1	High	CONTRACT_DATE	Check if DVTRAB is valid in YYYYMMDD Format and is < or = Load Date	Contract Date greater than Load Date
1	High	VALUATION_CLASS	Check if TPM_COM_VAL_CLASS is valid as per Company Codes created in the system in Table TRGC_COM_VALCL	Invalid Valuation Class
1	High	TERM START	Check if DBLFZ is valid in YYYYMMDD Format and is < or = Contract Date	Term Start greater than or equal to Contract Date
1	High	TERM END	Check if DELFZ is valid in YYYYMMDD Format and is < Start Date	Term End greater than Term Start
1	High	AMMRHY & ATTRHY	Either of the fields should have a value populated	Interest Payment Duration is Blank

Apart from the above, a custom report is required to be created for this. The report needs to have row reference for each Interest Rate Instrument loaded under this CNY and display the standard BAPI return messages successful as well as failed. This will make sure all the deposits successfully pass all checks. An additional check is needed if

- All dates loaded are correctly transformed into the deals created
- Payment Details are not going blank and if yes, the BAPI will return a warning for the same. If this warning appears, it will signify the BP Master Maintenance has been missed. Such records must fail and the maintenance needs to be done at the BP Master.

## Conversion Process

The generic high-level process steps for the conversion are as below:

1. Extraction:
  - a. Extract from the source systems: Apply the selection parameters and data relevancy as mentioned in this specification, from the relevant tables
  - b. DCT: The DCT to be prepared if the data to be transformed and is part of the load file is not available in the Source system
2. Transform
  - a. Transform fields by applying the fields and value mapping in the Syniti
  - b. Generate and validate Pre-load files
3. Load
  - a. Load the validated Pre-load file using SAP's LTMC or the custom upload program as applicable.

However, with respect to object 9113- Treasury Facilities DCT will be used for transformation and generation of the pre-load file.

## Data Privacy and Sensitivity

Not Applicable

## Extraction

Extract data from a source into . There are 2 possibilities:

1. The data exists. connects to the source and loads the data into . There are 3 methods:
  - a. Perform full data extraction from relevant tables in the source system(s).
  - b. Perform extraction through the application layer.
  - c. Only if ; cannot connect to the source, data is loaded to the repository from the provided source system extract/report.
2. The data does not exist (or cannot be converted from its current state). The data is manually collected by the business directly in . This is to be conducted using DCT (Data Collection Template) in

The agreed Relevancy criteria is applied to the extracted records to identify the records that are applicable for the Target loads

## Extraction Run Sheet

Req #	Requirement Description	Team Responsible
01	<p>Extract from relevant tables/reports from Quantum all relevant information required to populate the DCT for Interest Rate Instruments for relevant Company Codes.</p> <p>This extraction is dependent on the extraction, validation and load of Master Data Object CNV 3040 BP Master. It is also dependent on completion of configuration for items like Company Code, Product Type, Transaction Type, Portfolio Codes, General Valuation Class.</p>	Business

## Selection Screen

Not applicable as the extraction is manual activity to be performed by business in Quantum system.

## Data Collection Template (DCT)

Target Ready Data Collection Template will be created for data with exception of some fields which require transformation as mentioned in the transformation rule. Target Ready Data Collection Template will be created for 9113 - TRM Facilities with exception of some fields which require transformation as mentioned in the transformation rule.

9113 - TRM Facilities DCT Rules

Field Name	Field Description	Data Type	Length	Rule
BUKRS	COMPANY_CODE	Same as Target Design		<p><b>This is a Required field.</b></p> <p>This data will be captured by business. It is the Company Code under which a Stock is to be created.</p> <p>In DCT, S4HANA number to be populated based upon the list of Company Codes. This list needs to be provided to the Business Team who will be downloading data from Quantum System.</p> <p><b>Default Value "1010"</b></p>
SGSART	PRODUCT_TYPE	Same as Target Design		<p><b>This is a Required field.</b></p> <p>This data will be captured by business. It is the Product Type under which a Stock is to be created.</p> <p>In DCT, S4HANA number is defaulted to "EAP".</p> <p><b>Drop Down Value "CPF" and "BLT"</b></p>
SFHAART	TRANSACTION_TYPE	Same as Target Design		<p><b>This is a Required field.</b></p> <p>This data will be captured by business. It is the Transaction Type under which a Stock is to be created.</p> <p>In DCT, S4HANA number is defaulted to "100".</p> <p><b>Default Value "OBT"</b></p>
KONTRH	PARTNER	CHAR	20	<p><b>This is a Required field.</b></p> <p>This data will be captured by business for Counterparties. A validation is needed to check the BP number captured in the DCT is valid one and is present as per CNV 3040 - Business Partner Counterparty.</p> <p><b>Drop Down Value needed as a Composite Drop Down box. Please refer to the Table BP Number in the special requirements section.</b></p>
DBLFZ	CONTRACT_DATE	Same as Target Design		<p><b>This is a Required field.</b></p> <p>Date format is YYYYMMDD. Contract Date will always be LESS Than the Load Date. This check needs to be implemented.</p> <p>Example: 99991231</p>
RPORTB	PORTFOLIO	Same as Target Design		<p><b>This is a Optional field.</b></p> <p>This data will be captured by business. It is the Portfolio Code to bucket all Stock under for reporting purposes. In DCT, S4HANA Portfolio Codes needs to be populated based upon the list of Portfolio's configured in the system. This list needs to be provided to the Business Team who will be downloading data from Quantum System.</p> <p>Validation check needs to be done with check table TWPOB</p>
ZUOND	ASSIGNMENT	Same as Target Design		<p><b>This is a Optional field.</b></p> <p>This is a freely maintainable field to capture additional data for the deal. No validations needed for this field.</p>
NORDEXT	EXTERNAL_REFERENCE	Same as Target Design		<p><b>This is a Optional field.</b></p> <p>This is a freely maintainable field to capture additional data for the deal. No validations needed for this field.</p>
REFER	INTERNAL_REFERENCE	Same as Target Design		<p><b>This is a Optional field.</b></p> <p>This is a freely maintainable field to capture additional data for the deal. No validations needed for this field.</p>
MERKM	CHARACTERISTICS	Same as Target Design		<p><b>This is a Required field.</b></p> <p>This field will be populated with the Legacy Quantum Deal Number</p>

RCOMVALCL	VALUATION_CLASS	Same as Target Design	<p><b>This is a Required field.</b></p> <p>This data will be captured by business. It is the Valuation Class under which a Stock is to be accounted for.</p> <p>In DCT, S4HANA GVC number needs to be populated based upon the list of GVC's configured in the system. This list needs to be provided to the Business Team who will be downloading data from Quantum System.</p>
DBLFZ	Term Start	Same as Target Design	<p><b>This is a Required Field</b></p> <p>Date format is YYYYMMDD. Start Term Date will always be LESS Than or Equal to Load Date. This check needs to be implemented as part of Preload Validation.</p> <p>Example: If load date is 20260401 and date in DCT is 20260501, then the Validation Check should fail this record.</p>
DELFZ	Term End	Same as Target Design	<p><b>This is a Required Field</b></p> <p>Date format is YYYYMMDD. End Term will always be Greater Than the Load Date. This check needs to be implemented.</p> <p>Example: If load date is 20260401 and date in DCT is 20250401, then the Validation Check should fail this record.</p>
ZSTDINCL	Calculation Period: Start Inclusive vs. End Inclusive	Same as Target Design	<p><b>This is a Optional Field</b></p> <p>This field defines if the Start Date is to be made inclusive in the calculation of Interest</p>
WGSCHFT	Transaction Currency	Same as Target Design	<p><b>This is a Required Field</b></p> <p>This data will be captured by business. It is the Currency of the Fixed Deposit.</p> <p>Currency Codes are ISO standards hence it will be same in all Treasury systems. Still a Validation check is needed in Syniti to check if a valid Currency Code is used in the DCT.</p> <p><b>Drop Down value from table "TCURC"</b></p>
LIMIT_DATE	FTR Assignment Management: Limit Date	Same as Target Design	<p><b>This is a Required field</b></p> <p>This field defines from when the Facility Limit is applicable from.</p>
LIMIT_CHG_AMOUNT	FTR Assignment Management: Drawing Amount	Same as Target Design	<p><b>This is a Required field</b></p> <p>This field defines what is value of the facility.</p>
LIMIT_CURRENCY	FTR Assignment Management: Limit Currency	Same as Target Design	<p><b>This is a Required field</b></p> <p>This field defines what is the currency of the facility</p>
LIMIT_POS_AMOUNT	FTR Assignment Management: Drawing Amount (BAPI)	Same as Target Design	<p><b>This is a Required field</b></p> <p>This field defines what amount of the facility is available to be drawn.</p>
SRHYTHM	Frequency	Same as Target Design	<p><b>This is a Optional field</b></p> <p>This field defines the Frequency on which Interest is to be paid</p> <p>There is a domain value range for this field which needs to be given to business which they extract and prepare this DCT.</p> <p>For Eg. Monthly or Quarterly.</p> <p><b>Drop Down Value as per the "Frequency Category" table provided Above.</b></p>
AMMRHY OR ATTRHY (Pick any field that has a value. If the Frequency Indicator is set to Months, then AMMRHY will have a value. If Frequency Indicator is set to Days then ATTRHY will have a value.	Unit for Frequency	Same as Target Design	<p><b>This is a Optional field</b></p> <p>This field defines the number of days or months when Interest needs to be paid</p>
PKOND	Percentage rate for condition items	Same as Target Design	<p><b>This is a Optional Field</b></p> <p>This field defines the Interest Rate if applicable to the deal.</p>

ZCALCMETH	Calculation method for first period of condition item	Same as Target Design		<p><b>This is a Optional field</b></p> <p>This field defines what is the calculation method of first period of Interest.</p> <p><b>Drop Down Value from the table "Update Rule"</b></p>
ZCALCEND	Calculation method for last period of condition item	Same as Target Design		<p><b>This is a Optional field</b></p> <p>This field defines what is the calculation method of Last period of Interest.</p> <p><b>Drop Down Value from the table "Update Rule"</b></p>
ZINTCALCMET	Interest Calculation Method	Same as Target Design		<p><b>This is a Optional field</b></p> <p>This is the Interest Calculation Method for Day Counting of Interest and needs to be provided by business.</p> <p>There is a domain value range for this field which needs to be given to business which they extract and prepare this DCT.</p> <p>For Eg. ACT/360 in SAP means 2.</p> <p><b>Drop Down Value as per the "Interest Calculation Methods" table provided Above.</b></p>
SKALIDWT	Interest Calendar	Same as Target Design		<p><b>This is a Optional field</b></p> <p>This defines Calendar to be considered to check if the Payment date is a holiday. Calendars are another configuration item and a list needs to be provided to business to populate the DCT.</p> <p>A Pre Validation check is needed if the calendar is valid in the DCT.</p> <p><b>Drop Down Values from table "TFACD - IDENT"</b></p>
ZUPDATERULE	Update for Calculation /Due Date for Interest	Same as Target Design		<p><b>This is a Optional field</b></p> <p>This field defines the update rule for Calculation Date and Due Date.</p> <p><b>Drop Down Values from table "Update Rules"</b></p>
DVALUT	Calculation Date	Same as Target Design		<p><b>This is a Optional field</b></p> <p>Date format is YYYYMMDD. Calculation Date will always be GREATER Than or Equal to Load Date. This check needs to be implemented as part of Preload Validation.</p> <p>Example: If load date is 20260401 and date in DCT is 20260501, then the Validation Check should fail this record.</p>
ZINCLIND	Inclusive Indicator for Calculation Date	Same as Target Design		<p><b>This is a Optional field</b></p> <p>This field defines if calculation period is to be shifted to Start Inclusive or End Exclusive</p> <p><b>Drop Down Value is "X"</b></p>
ZMENDINDI	Month-End Indicator for Calculation Date	Same as Target Design		<p><b>This is a Optional field</b></p> <p>This field defines if Calculation Date is to be shifted to nearest Month End</p> <p><b>Drop Down Value is "X"</b></p>
SVWERK	Working Day Shift for Calculation Day	Same as Target Design		<p><b>This is a Optional field</b></p> <p>This field defines the how the Working Day needs to be calculated, for eg. If the interest payment date is a holiday then it should shift it to the Next working date.</p> <p><b>Default Value "1"</b></p>
DFAELL	Due date	Same as Target Design		<p><b>This is a Optional field</b></p> <p>This field defines if calculation Date is to be shifted to Start Inclusive or End Exclusive</p> <p><b>Drop Down Value is "X"</b></p>
ZMENDINDIR	Month-End Indicator for Due Date	Same as Target Design		<p><b>This is a Optional field</b></p> <p>This field defines if calculation period is to be shifted to Start Inclusive or End Exclusive</p> <p><b>Drop Down Value is "X"</b></p>

SFWERK	Working Day Shift for Due Date	Same as Target Design	<p><b>This is a Optional field</b></p> <p>This field defines the how the Working Day needs to be calculated, for eg. If the interest payment date is a holiday then it should shift it to the Next working date.</p> <p><b>Default Value "1"</b></p>
ZDUEDATEINDI	Shift Due Date Back to End of Term	Same as Target Design	<p><b>This is a Optional field</b></p> <p>This field defines if the due date is to be shifted to the end date of the deal.</p> <p><b>Drop Down Value for this is "X"</b></p>

## Extraction Dependencies

For object 9113 - Facilities there will be no extraction dependencies since the data is captured as part of the DCT from Quantum System.

## Transformation

The Target fields are mapped to the applicable Legacy field that will be its source, this is a 3-way activity involving the Business, Functional team and Data team. This identifies the transformation activity required to allow to make the data Target ready:

1. Perform value mapping and data transformation rules.
  - a. Legacy values are mapped to the to-be values (this could include a default value)
  - b. Values are transformed according to the rules defined in
2. Prepare target-ready data in the structure and format that is required for loading via prescribed Load Tool. This step also produces the load data ready for business to perform Pre-load Data Validation

## Transformation Run Sheet

Item #	Step Description	Team Responsible
1	Ensure all the fields that require value mapping, as stipulated Mapping tables, have the latest signed-off mapping files imported into Syniti	Data team
2	Ensure that signed off value mappings have been maintained in the Syniti	Syniti team
3	Confirm the value mappings as maintained in the Syniti	Data team
4	Ensure that Signed off CONSTRUCT from business has been received and maintained in Syniti	Syniti/Data team
5	Execute transformation for the object	Syniti team
6	Monitor the transformation progress and ensure performance and completion is within allowed timeframe	Syniti/Data team
7.	Generate Pre-Load reports.	Syniti team
8.	Generate data load count.	Syniti team
9.	Log errors as defects, if any and address resolutions. Close defects.	Syniti/Data team
10.	Re-transform and re-validate the Pre-load reports if necessary.	Syniti/Data team
11.	Validate the transformed file as part of pre-load validation, raise data defects or provide the pre-load sign-off.	Business
12.	Analyse and resolve any pre-load defects logged by business.	Syniti/Data team
13.	Repeat steps 5 to 11 if necessary	Syniti/Data team
14.	Proceed to pre-load validations	Data team

## Transformation Rules

Source system	Source Table	Source Field	Source Description	Target System	Target Table	Target Field	Target Description	Transformation Logic
NA	NA	NA	CONSTRUCT	S4HANA	Utility Table (VTBFHA)	ZSTDTINCL	Calculation Period: Start Inclusive vs. End Inclusive	From DCT Field Calculation Period: Start Inclusive vs. End Inclusive

NA	NA	NA	CONSTRUCT	S4HANA	Utility Table (VTBFHA)	ZCALCME TH	Calculation method for first period of condition item	From DCT Field Calculation method for first period of condition item
NA	NA	NA	CONSTRUCT	S4HANA	Utility Table (VTBFHA)	ZCALCEND	Calculation method for last period of condition item	From DCT Field Calculation method for last period of condition item
NA	NA	NA	CONSTRUCT	S4HANA	Utility Table (VTBFHA)	ZINTCALC MET	Interest Calculation Method	From DCT Field Interest Calculation Method
NA	NA	NA	CONSTRUCT	S4HANA	Utility Table (VTBFHA)	ZUPDATE RULE	Update for Calculation/Due Date for Interest	From DCT Field Update for Calculation/Due Date for Interest
NA	NA	NA	CONSTRUCT	S4HANA	Utility Table (VTBFHA)	ZINCLIND	Inclusive Indicator for Calculation Date	From DCT Field Inclusive Indicator for Calculation Date
NA	NA	NA	CONSTRUCT	S4HANA	Utility Table (VTBFHA)	ZMENDIN DI	Month-End Indicator for Calculation Date	From DCT Field Month-End Indicator for Calculation Date
NA	NA	NA	CONSTRUCT	S4HANA	Utility Table (VTBFHA)	ZMENDIN DIR	Month-End Indicator for Due Date	From DCT Field Month-End Indicator for Due Date
NA	NA	NA	CONSTRUCT	S4HANA	Utility Table (VTBFHA)	ZDUEDAT EINDI	Shift Due Date Back to End of Term	From DCT Field Shift Due Date Back to End of Term
NA	NA	NA	CONSTRUCT	S4HANA	VTBFHA	BUKRS	COMPANY_CODE	From DCT Field BUKRS
NA	NA	NA	CONSTRUCT	S4HANA	VTBFHA	RFHA	TRANSACTION NUMBER	Internal Field generated by SAP. Note Copy field MERKM field in DCT to ZLEGACYRFHA
NA	NA	NA	CONSTRUCT	S4HANA	VTBFHA	SGSART	PRODUCT_TYPE	From DCT Field SGSART
NA	NA	NA	CONSTRUCT	S4HANA	VTBFHA	SFHAART	TRANSACTION_TYPE	From DCT Field SFHAART
NA	NA	NA	CONSTRUCT	S4HANA	VTBFHA	KONTRH	PARTNER	From DCT field "KONTRH"  Step 1 - Compare the BP Number in the DCT with BP XREFF - BPEXT field  Step 2 - Find the BP Number for the match BP XREFF - PARTNER Field  Step 3 - Pass the BP Number fetched from BP XREFF in table BUT100 to check if Role "TR0151" is assigned to the BP  Step 4 - If the condition matches, then replace the BP Number in the DCT field VTBFHA - KONTRH
NA	NA	NA	CONSTRUCT	S4HANA	VTBFHA	DBLFZ	CONTRACT_DATE	From DCT Field DBLFZ
NA	NA	NA	CONSTRUCT	S4HANA	VTBFHA	RPORTB	PORTFOLIO	From DCT Field RPORTB
NA	NA	NA	CONSTRUCT	S4HANA	VTBFHA	ZUOND	ASSIGNMENT	From DCT Field ZUOND
NA	NA	NA	CONSTRUCT	S4HANA	VTBFHA	REFER	INTERNAL_REFERENCE	From DCT Field REFER
NA	NA	NA	CONSTRUCT	S4HANA	VTBFHA	MERKM	CHARACTERISTICS	From DCT Field MERKM
NA	NA	NA	CONSTRUCT	S4HANA	VTBFHA	RCOMVAL CL	VALUATION_CLASS	From DCT Field TPM_COM_VAL_CLASS
NA	NA	NA	CONSTRUCT	S4HANA	VTBFHA	DBLFZ	Term Start	From DCT Field DBLFZ
NA	NA	NA	CONSTRUCT	S4HANA	VTBFHA	DELFBZ	Term End	From DCT Field DELFBZ
NA	NA	NA	CONSTRUCT	S4HANA	VTBFHA	WGSCHFT	Transaction Currency	From DCT Field WGSCHFT
NA	NA	NA	CONSTRUCT	S4HANA	VTB_ASG N_LIMIT	BUKRS	COMPANY_CODE	From DCT Field BUKRS
NA	NA	NA	CONSTRUCT	S4HANA	VTB_ASG N_LIMIT	RFHA	TRANSACTION NUMBER	Internal Field generated by SAP. Note Copy field MERKM field in DCT to ZLEGACYRFHA
NA	NA	NA	CONSTRUCT	S4HANA	VTB_ASG N_LIMIT	RELAT_O BJ	FTR Assignment Management: Assignment Object	Internal Field generated by SAP.  Use Internally generated Sequential Number
NA	NA	NA	CONSTRUCT	S4HANA	VTB_ASG N_LIMIT	RELAT_O BJ_CAT	FTR Assignment Management: Category of Assignment Object	Internal Field generated by SAP.  Use Internally generated Sequential Number
NA	NA	NA	CONSTRUCT	S4HANA	VTB_ASG N_LIMIT	LIMIT_DATE	FTR Assignment Management: Limit Date	From DCT Field LIMIT_DATE
NA	NA	NA	CONSTRUCT	S4HANA	VTB_ASG N_LIMIT	LIMIT_CH G_AMO UNT	FTR Assignment Management: Drawing Amount	From DCT Field LIMIT_CHG_AMOUNT
NA	NA	NA	CONSTRUCT	S4HANA	VTB_ASG N_LIMIT	LIMIT_CU RRENCY	FTR Assignment Management: Limit Currency	From DCT Field LIMIT_CURRENCY

NA	NA	NA	CONSTRUCT	S4HANA	VTB_ASSG N_LIMIT	LIMIT_PO S_AMOUNT	FTR Assignment Management: Drawing Amount (BAPI)	From DCT Field LIMIT_POS_AMOUNT
NA	NA	NA	CONSTRUCT	S4HANA	VTBFHAPO	BUKRS	COMPANY_CODE	From DCT Field BUKRS
NA	NA	NA	CONSTRUCT	S4HANA	VTBFHAPO	RFHA	TRANSACTION NUMBER	Internal Field generated by SAP. Note Copy field MERKM field in DCT to ZLEGACYRFHA
NA	NA	NA	CONSTRUCT	S4HANA	VTBFHAPO	RFHAZU	Transaction Activity	Internal Field generated by SAP.  Use Internally generated Sequential Number
NA	NA	NA	CONSTRUCT	S4HANA	VTBFHAPO	DCRDAT	ENTERED ON	Internal Field generated by SAP.  Use System Date while you generate your report
NA	NA	NA	CONSTRUCT	S4HANA	VTBFHAPO	TCRTIM	ENTRY TIME	Internal Field generated by SAP  Use System Time when you generate your report.
NA	NA	NA	CONSTRUCT	S4HANA	VTBFHAPO	RFHAZB	TRANSACTION FLOW	Internal Field generated by SAP.  Use Internally generated Sequential Number
NA	NA	NA	CONSTRUCT	S4HANA	VTBFHAPO	PKOND	Percentage rate for condition items	From DCT Field PKOND
NA	NA	NA	CONSTRUCT	S4HANA	VTBFHAPO	SKALIDWT	Interest Calendar	From DCT Field SKALIDWT
NA	NA	NA	CONSTRUCT	S4HANA	VTBFHAPO	DVALUT	Calculation Date	From DCT Field DVALUT
NA	NA	NA	CONSTRUCT	S4HANA	VTBFHAZU	BUKRS	COMPANY_CODE	From DCT Field BUKRS
NA	NA	NA	CONSTRUCT	S4HANA	VTBFHAZU	RFHA	TRANSACTION NUMBER	Internal Field generated by SAP. Note Copy field MERKM field in DCT to ZLEGACYRFHA
NA	NA	NA	CONSTRUCT	S4HANA	VTBFHAZU	RFHAZU	TRANSACTION ACTIVITY	Internal Field generated by SAP.  Use Internally generated Sequential Number
NA	NA	NA	CONSTRUCT	S4HANA	VTBFHAZU	NORDEXT	EXTERNAL_REFERENCE	From DCT Field NORDEXT
NA	NA	NA	CONSTRUCT	S4HANA	VTBFINKO	BUKRS	COMPANY_CODE	From DCT Field BUKRS
NA	NA	NA	CONSTRUCT	S4HANA	VTBFINKO	RFHA	TRANSACTION NUMBER	Internal Field generated by SAP. Note Copy field MERKM field in DCT to ZLEGACYRFHA
NA	NA	NA	CONSTRUCT	S4HANA	VTBFINKO	RGATT	CLASS	Internal Field generated by SAP  Use System Time when you generate your report.
NA	NA	NA	CONSTRUCT	S4HANA	VTBFINKO	RFHAZU	Transaction Activity	Internal Field generated by SAP  Use System Time when you generate your report.
NA	NA	NA	CONSTRUCT	S4HANA	VTBFINKO	RKONDGR	DIRECTION OF TRANSACTION	Internal Field generated by SAP  Use System Time when you generate your report.
NA	NA	NA	CONSTRUCT	S4HANA	VTBFINKO	RKOND	CONDITION	Internal Field generated by SAP  Use System Time when you generate your report.
NA	NA	NA	CONSTRUCT	S4HANA	VTBFINKO	DGUEL_KP	CONDITION ITEM EFFECTIVE FROM	Internal Field generated by SAP.  Use System Date while you generate your report
NA	NA	NA	CONSTRUCT	S4HANA	VTBFINKO	NSTUFE	LEVEL NUMBER OF CONDITION ITEMS FOR RECURRING PAYMENT	Internal Field generated by SAP  Use System Time when you generate your report.
NA	NA	NA	CONSTRUCT	S4HANA	VTBFINKO	SRHYTHM	Frequency	From DCT Field SRHYTHM
NA	NA	NA	CONSTRUCT	S4HANA	VTBFINKO	AMMRHY OR ATTRHY	Unit for Frequency	From DCT Field AMMRHY OR ATTRHY

NA	NA	NA	CONSTRUCT	S4HANA	VTBFINKO	SVWERK	Working Day Shift for Calculation Day	From DCT Field SVWERK
NA	NA	NA	CONSTRUCT	S4HANA	VTBFINKO	DFAELL	Due date	From DCT Field DFAELL
NA	NA	NA	CONSTRUCT	S4HANA	VTBFINKO	SFWERK	Working Day Shift for Due Date	From DCT Field SFWERK

## Transformation Mapping

Mapping Table Name	Mapping Table Description
Business Partner	Mapping Table for Quantum counterparty/partner code to S4HANA Business Partner

## Transformation Dependencies

List the steps that need to occur before transformation can commence

Item #	Step Description	Team Responsible
1	Ensure all the fields that require value mapping, as stipulated Mapping tables, have the latest signed-off mapping files imported into Syniti	Data team
2	Ensure that signed off value mappings have been maintained in the Syniti	Syniti team
3	Confirm the value mappings as maintained in the Syniti	Data team
4	Ensure that Signed off DCT from business has been received and maintained in Syniti	Syniti/Data team
5	Confirm on the extracted values	Syniti, Data and business

## Pre-Load Validation

### Project Team

The Pre Load validations are performed by Project Team

### Completeness

Task	Action
Generation of Pre-load reports	<p><u>Mandatory field check.</u></p> <ul style="list-style-type: none"> <li>Company Code for which deal is created is part of the scope</li> <li>The business partner is in the Counterparty role</li> <li>Product Type, Transaction Type, Portfolio Code and General Valuation Class is matching the configuration check tables</li> <li>The validity end date of the deal in the Pre-load file is not prior to cutover/go-live date</li> <li>All other fields marked as Mandatory are not kept blank in the DCT File</li> </ul>
Record Count	<p><u>Record Count</u></p> <p>Confirm the record counts in preload summary report</p> <ul style="list-style-type: none"> <li>Total Records: <ul style="list-style-type: none"> <li>Valid Records:</li> <li>Invalid Records</li> </ul> </li> </ul>

<b>Business Confirmation</b>	Data team after the initial validation of Pre-Load validation based on the pre agreed validation checklist To send the Pre-Load file to the Business Representatives for all plants/valuation area in scope for conversion Business Representatives to validate the pre-load file Agree with data team on the next steps for erroneous records
------------------------------	---

## Accuracy

Task	Action
<b>Mandatory field mapping and transformation</b>	Obtain a list of the fields to be populated with values from mapping files and ensure all these fields contain S/4HANA values. <ul style="list-style-type: none"> <li>Company Code, Product Type, Transaction Type, Portfolio Code and GVC in the DCT is matching with the Check Tables provided</li> <li>Custom Table checks for Interest Calculation Method and Frequency are matched</li> </ul>
<b>Business Value Checks</b>	All dates, Amount and Interest Rate for the Fixed Deposits are accurately populated in the deal as per DCT.
<b>Records in Errors</b>	Review and correct the errors. Achieve a zero-error record count as much as possible. Raise defects for data remediated and requiring a correction in the source data.

## Business

The following pre-load validations will be performed by business.

## Completeness

Task	Action
Check Data load register count	Business Data Owner/s to verify that the total number of relevant records to be converted as per DCT is equal to the total number of records in the Preload file.
Key Fields Check	Business to check some key fields such as validity end date, Start an End Date, Amount, Interest Rate, etc., are correctly populated against the DCT

## Accuracy

Task	Action
Conversion accuracy	To check and validate the load files with all the transformation and mapping rules, to be signed off.

## Load

For loading Facilities, SAP has provided a standard BAPI which will have all the necessary fields for successful creation of Facilities. The said BAPI has various Sub-Sections which will form a Load Template and a mapping rule between the DCT and BAPI load format.

BAPI Name : BAPI\_FTR\_FAC\_DEALCREATE

Target BAPI	Target Field	Target Description	Transformation Logic
BAPI_FTR_FAC_DEALCREATE	BUKRS	COMPANY_CODE	From DCT field "BUKRS"
BAPI_FTR_FAC_DEALCREATE	VVSART	PRODUCT_TYPE	From DCT field "SGSART"
BAPI_FTR_FAC_DEALCREATE	TB_SFHAART	TRANSACTION_TYPE	From DCT field "SFHAART"

BAPI_FTR_FAC_DEALCR EATE	TB_KUNNR_NEW	PARTNER	From DCT field "KONTRH"
BAPI_FTR_FAC_DEALCR EATE	TB_DVTRAB	CONTRACT_DATE	From DCT field "DBLFZ"
BAPI_FTR_FAC_DEALCR EATE	TB_TVTRAB	CONTRACT_TIME	System Time at the time of Data Load
BAPI_FTR_FAC_DEALCR EATE	RPORTB	PORTFOLIO	From DCT field "RPORTB"
BAPI_FTR_FAC_DEALCR EATE	TB_ZUOND	ASSIGNMENT	From DCT field "ZUOND"
BAPI_FTR_FAC_DEALCR EATE	TB_NORDEXT	EXTERNAL_REFERENCE	From DCT field "NORDEXT"
BAPI_FTR_FAC_DEALCR EATE	TB_REFERER	INTERNAL_REFERENCE	From DCT field "REFER"
BAPI_FTR_FAC_DEALCR EATE	TB_MERKM	CHARACTERISTICS	From DCT field "MERKM"
BAPI_FTR_FAC_DEALCR EATE	TB_DCRDAT	ENTRY_DATE	Date on which the data is getting loaded.
BAPI_FTR_FAC_DEALCR EATE	TPM_COM_VAL_CLASS	VALUATION_CLASS	From DCT field "TPM_COM_VAL_CLASS"
BAPI_FTR_FAC_DEALCR EATE	START_TERM	Term Start	From DCT Field DBLFZ
BAPI_FTR_FAC_DEALCR EATE	END_TERM	Term End	From DCT Field DELFZ
BAPI_FTR_FAC_DEALCR EATE	START_INCLUSIVE	Calculation Period: Start Inclusive vs. End Inclusive	From DCT Field Calculation Period: Start Inclusive vs. End Inclusive
BAPI_FTR_FAC_DEALCR EATE	CURRENCY	Transaction Currency	From DCT Field WGSCHFT
BAPI_FTR_FAC_DEALCR EATE	FREQUENCY	Frequency	From DCT Field SRHYTHM
BAPI_FTR_FAC_DEALCR EATE	FREQUENCY_UNIT	Unit for Frequency	From DCT Field AMMRHY OR ATTRHY
BAPI_FTR_FAC_DEALCR EATE	PERCENTAGE_RATE	Percentage rate for condition items	From DCT Field PKOND
BAPI_FTR_FAC_DEALCR EATE	CALC_1ST_PERIOD	Calculation method for first period of condition item	From DCT Field Calculation method for first period of condition item
BAPI_FTR_FAC_DEALCR EATE	CALC_LST_PERIOD	Calculation method for last period of condition item	From DCT Field Calculation method for last period of condition item
BAPI_FTR_FAC_DEALCR EATE	CALC_METHOD	Interest Calculation Method	From DCT Field Interest Calculation Method
BAPI_FTR_FAC_DEALCR EATE	CALC_CALENDAR	Interest Calendar	From DCT Field SKALIDWT
BAPI_FTR_FAC_DEALCR EATE	DATE_UPDATE_RULE	Update for Calculation/Due Date for Interest	From DCT Field Update for Calculation/Due Date for Interest
BAPI_FTR_FAC_DEALCR EATE	CALC_DATE	Calculation Date	From DCT Field DVALUT
BAPI_FTR_FAC_DEALCR EATE	CALC_DATE_INCLUSIVE	Inclusive Indicator for Calculation Date	From DCT Field Inclusive Indicator for Calculation Date
BAPI_FTR_FAC_DEALCR EATE	CALC_DATE_MONTH_EN D	Month-End Indicator for Calculation Date	From DCT Field Month-End Indicator for Calculation Date
BAPI_FTR_FAC_DEALCR EATE	CALC_DATE_WKDAY_S HIFT	Working Day Shift for Calculation Day	From DCT Field SWWERK
BAPI_FTR_FAC_DEALCR EATE	DUE_DATE	Due date	From DCT Field DFAELL
BAPI_FTR_FAC_DEALCR EATE	DUE_DATE_MONTH_EN D	Month-End Indicator for Due Date	From DCT Field Month-End Indicator for Due Date
BAPI_FTR_FAC_DEALCR EATE	DUE_DATE_WKDAY_S HIFT	Working Day Shift for Due Date	From DCT Field SFWERK
BAPI_FTR_FAC_DEALCR EATE	SHIFT_DUE_DATE_TO_ END	Shift Due Date Back to End of Term	From DCT Field Shift Due Date Back to End of Term

BAPI_FTR_FAC_DEALCR EATE	VALID_FROM	FTR Assignment Management: Limit Date	From DCT Field LIMIT_DATE
BAPI_FTR_FAC_DEALCR EATE	AMOUNT	FTR Assignment Management: Drawing Amount	From DCT Field LIMIT_CHG_AMOUNT
BAPI_FTR_FAC_DEALCR EATE	CURRENCY	FTR Assignment Management: Limit Currency	From DCT Field LIMIT_CURRENCY
BAPI_FTR_FAC_DEALCR EATE	AMOUNT_NEW	FTR Assignment Management: Drawing Amount (BAPI)	From DCT Field LIMIT_POS_AMOUNT

This BAPI has a simulation run provision. As part of the Pre-Load check when all the Syniti ADMM checks are performed, before making the production run of all the Interest Rate Instruments, a simulation run should be performed and all the standard BAPI errors needs to be documented.

A custom report, if required needs to be created for this. The report needs to have row reference and display the standard BAPI return messages successful as well as failed. This will make sure all the Interest Rate Instruments successfully pass all checks.

**Note:** It is also assumed that the DCT will not bring in Payment Details of Interest Rate Instruments. This information will be loaded as part of CNV 3040 – Business Partner Counterparty. Under this CNV, Payment SI details are created and assigned to this instrument. If this is done, once the BAPI is executed, it will automatically get assigned to the deal as part of Standard BAPI processing. A Data Pre-Validation check has been introduced for this step.

The load process includes:

1. Execute the automated data load into target system using "BAPI\_FTR\_IRATE\_CREATE" and use the DCT File vs structure section of this document to populate the BAPI details.
2. Once the data is loaded to the target system, it will be extracted and prepared for Post Load Data Validation with side by side check of each fields in scope of the objects with fields to be displayed as XXXX\_ECC, XXXX\_S4HANA, XXXX\_MATCH ( As TRUE or FALSE) with an additional column denoting fields not matching and status of loading in S/4HANA as LOADED\_IN\_S4HANA ( As TRUE or FALSE)

## Load Run Sheet

Item #	Step Description	Team Responsible
01	Go to load file and pick 5 data records, load manually without any tool. See what happens. If all okay, proceed with the next step.	Data team
02	Go to load file and pick 10 records and load them with the tool. No action if the previous step has fallen. If not, then continue to load 10 records with the tool. Check if everything went okay.	Data team
03	Proceed with the full load if steps one and two were succeed else fix the issue with records	Data team
04	Validate few records loaded by accessing standard transactions from S/4HNA e.g. FTR_EDIT or check in the tables - VTBFHA, VTBFHAZU or VTBFHAPO	Data team
05	Generate post load report if step 5 is validated	Data team
06	Log errors as defects, if any and address resolutions. Close defects.	Data team
07	Resolve defects by reupload and re-generate post load reports if necessary.	Data team
08	Business to validate the post load files as part of post-load validation, raise data defects or provide the post-load sign-off.	Business
09	Repeat steps 1 to 5 if necessary.	Data team

## Load Phase and Dependencies

The load phase for the object 9116-Treasury Interest Rate Instruments is **Pre-Cutover Phase 3**

## Configuration

Item #	Configuration Item
01	Company Codes relevant for Treasury- Field BUKRS (Check Table: T001)
02	Treasury Business Partners - BUT100

03	House Bank Ids- Field HKTID (Check Table: T012K)
04	Payment Methods- Field ZLSCH (Check Table: T042Z)
05	Contract Type - Field RANTYP
06	Product Category- Field SANLF (Check Table: TZAF)
07	Product Type- Field SGSART (Check Table: TZPA)
08	Financial Transaction Types- Field SFHAART (Check Table: AT10)
09	Portfolio Code - Check Table: TWPOB
10	General Valuation Class - Check Table: TRGC_COM_VALCL

## Conversion Objects

Object #	Preceding Object Conversion Approach
CNV-3007	Business Partner - General Role
CNV-1083	Bank Master
CNV-3040	Business Partner - Treasury

## Error Handling

The table below depicts some possible system errors for this data object during data load. All data load error is to be logged as defect and managed within the Defect Management

Error Type	Error Description	Action Taken
Valid Master	Business Partner is not having a valid treasury role i.e. TR0151	Ensure that Business Partner is updated with correct role
Invalid Company Code	Company Code in the DCT is invalid based on the check table T001	Ensure correct Company Code is supplied to the BAPI
Invalid Product Type	Product Type in the DCT is invalid based on the check table TZPA	Ensure correct Product Type is supplied to the BAPI
Invalid Transaction Type	Transaction Type in the DCT is invalid based on the check table AT10	Ensure correct Transaction Type is supplied to the BAPI
Invalid Trader	Trader in the DCT is invalid based on the check table TZDEA	Ensure correct Trader is supplied to the BAPI
Invalid Portfolio Code	Portfolio Code in the DCT is invalid based on the check table TWPOB	Ensure correct Portfolio Code is supplied to the BAPI
Invalid Interest Calculation Method	Interest Calculation Method is invalid as per the Custom Check Table	Ensure correct Interest Calculation method is supplied to the BAPI
Invalid Frequency Category	Frequency Category is invalid as per the Custom Check Table	Ensure correct Frequency Category is supplied to the BAPI

## Post-Load Validation

### Project Team

The following post load validations will be done by Project Team

### Completeness

Task	Action
------	--------

Reconciliation of Record Count	<p><u>Record Count</u> - Count and check how many records were loaded vs. Records in the load file (Each mock has it's own data record count)</p> <p>Check for logs from Load and fix erroneous records, if any.</p> <p>To check the records loaded, a variant will be created in standard SAP report "FTR_00". We can take a dump from this standard report to verify all the relevant information as part of the load.</p>
--------------------------------	--

## Accuracy

Task	Action
Check values in key fields for accuracy	<p>Post-load reports will have the same structure as the load file and some additional columns as required to facilitate the post load validation.</p> <p>Leverage on tool to create a Post Load report that reports S/4HANA loaded records along with the legacy values side-by-side to allow for 100% check of all these fields in the shortest possible time.</p> <p><u>Any</u> mismatch will be reported under the Post Load - Error report.</p>

## Business

The following post load validations will be done by business.

## Completeness

Task	Action
Record Count Check	<p>Review the record count report from the Data Team and ensure it is correct by cross-checking with the record count confirmed during Pre-load Business Validations</p> <p>Business may also run transaction code FTR_EDIT or FTR_00 to cross check the records created for Counterparties</p>

## Accuracy

Task	Action
Field Checks	<p>Check key fields to ensure that Business Partner - Counterparty has been maintained with proper details such as</p> <ul style="list-style-type: none"> <li>• Right Amount is loaded in the created deal</li> <li>• Correct Payment Details are loaded in the deal</li> <li>• Ensure Correct Interest Rate is loaded in the deal</li> <li>• Ensure correct Start and End Date are loaded in the created deal</li> </ul>

## Key Assumptions

- Master Data Standard is up to date as on the date of documenting this conversion approach and data load.
- All configuration items like Company Code, Product Type, Transaction Type, etc are approved by business and pre-configured before this data can be loaded
- All Bank Account information is approved by business and loaded in the system. Same are also created as SI details in BP master and assigned to the correct Product Type/Transaction Type combination in the BP master as these will be auto loaded in the deal and will not be part of the DCT.

## See also

[CNV-3007: Business Partner General - CNV-3007 Business Partners - General \(Role 000000\) - SyWay Project - Syensqo - Wiki knowledge base](#)

[CNV-3040: Business Partner Counterparty - CNV-3040 Business Partners - Counterparty - SyWay Project - Syensqo - Wiki knowledge base](#)







## Change log

Version	Published	Changed By	Comment
<b>CURRENT (v. 31)</b>	<b>Apr 23, 2026 12:24</b>	<b>VIDWANS-ext, Sauradh</b>	
v. 30	Apr 23, 2026 11:43	VIDWANS-ext, Sauradh	
v. 29	Mar 25, 2026 08:55	VIDWANS-ext, Sauradh	
v. 28	Mar 25, 2026 08:50	VIDWANS-ext, Sauradh	
v. 27	Mar 23, 2026 11:37	VIDWANS-ext, Sauradh	
v. 26	Mar 23, 2026 11:31	VIDWANS-ext, Sauradh	
v. 25	Mar 23, 2026 09:46	VIDWANS-ext, Sauradh	
v. 24	Mar 23, 2026 08:31	VIDWANS-ext, Sauradh	
v. 23	Mar 19, 2026 13:02	VIDWANS-ext, Sauradh	
v. 22	Mar 19, 2026 13:01	VIDWANS-ext, Sauradh	

[Go to Page History](#)

## Workflow history

This view shows the 5 most recent entries. The complete workflow log is available from the 'Document Activity' menu item.

Apr 23, 2026	Actor	Type	Activity	Version
Approved	 VIDWANS-ext, Sauradh	Edit	updated the page at 11:43 am	
Apr 20, 2026				
	 TAN-ext, Charmaine	State	changed state to <b>Approved</b> at 3:14 pm (State override) <i>[PMO Comments] Conversion Spec completed as per CS register and functional review completed</i>	v29
Lead Approval	 TAN-ext, Charmaine	State	gave <i>Minor change</i> approval at 3:14 pm <i>[PMO Comments] Conversion Spec completed as per CS register and functional review completed</i>	
Mar 25, 2026				
	 GARCIA-ext, Angel Luis	State	changed expiry date to '01 Apr, 2026 08:32 am' at 9:32 am	
	 GARCIA-ext, Angel Luis	State	changed state to <b>Lead Approval</b> at 9:32 am	v29
Tech Review	 GARCIA-ext, Angel Luis	State	gave <i>Syniti Team Review</i> approval at 9:32 am	