



ERP-1537 System Interface - EndUse.tab interface to Maestro

Status	Approved
Owner	BROWN-ext, Kevin
Stakeholders	NARAHARI-ext, Bhargavi GARG-ext, Praful RAO-ext, Lakshmana
Jira Request ID	<div style="border: 1px solid orange; padding: 5px;">  ERP-1212 - Jira project doesn't exist or you don't have permission to view it. </div>
Jira Development ID	<div style="border: 1px solid orange; padding: 5px;">  ERP-1537 - Jira project doesn't exist or you don't have permission to view it. </div>

High- Level Specification

Implementing System	Kinaxis Maestro
Invoked by/Invokes	<div style="border: 1px solid orange; padding: 5px;">  ERP-1524 - Jira project doesn't exist or you don't have permission to view it. </div>
Business Process Reference	04.04.06.01. Data provisioning ERP to Maestro

Functional Overview


This table stores information for the end usage.

Scope and Objective

The scope of this interface is between Global Integration Suite and Maestro. This document includes details of the EndUse.tab object.

The objective is to populate the EndUse and it's referenced tables based on the file provided by Global Integration Suite.

Process Flow Diagram

 draw.io

Source page access restriction: Click the link below to check if the page is accessible.

</display/ER/System+Interface++Reference+Specification+for+Maestro>

Step	Description
------	-------------

1	Global Integration Suite transfers transformed Composites / Rest of World data from S/4, and performs some formatting, and sends the data to Maestro.
3	Transferred files will be sent to Maestro's Client SFTP server. This sits outside of the Maestro firewall and is accessible by client using a user id/ password. Files are transferred from this component to the Planning Server SFTP by a Kinaxis automatic process once the trigger file has been placed (see below)
4	Files are moved to this SFTP server automatically, where they await loading into Maestro.
5	Maestro uses the configured DSM (Data Sources and Mapping) setup to load the data into the EndUse table, with the load initiated either manually or through a scheduled system task.
6	The Data Tables which store information in Maestro

Assumptions

See [OnHand.tab System Interface](#) document for assumptions.

Dependencies

See [OnHand.tab System Interface](#) document for dependencies.

Security, Integrity and Controls

See [Application Architecture Kinaxis Maestro](#) for security requirements for SFTP/REST based authentication and security.

Configuration Requirements

The Data Sources and Mapping for this interface should be configured once, according to the structure in the Data Structure section below.

The Data Model needs to be configured with the Syway-specific fields shown in the Data Model Custom Fields section below.

Special Requirements

None

Design Rationale

The base of this design has been taken from the existing Maestro implementation, as designed during the Advanced Planning System (APS) Project.

A fit-gap analysis was undertaken within Syway, and changes were identified which have been incorporated into the Syway spec as shown.

API Use

The data object provided by either Integration Suite will be **consumed** by Maestro.

For more information see the [Data Integration Document](#).

Data Structure

The following Maestro fields will be populated by the file provided by Integration Suite:

Column Number	Field Name	Technical Field Name	Data Type	Key	Field Type	Autocreate	Description
1	Id	Id	String	Y	ExtractField	Default	EndUse id
2	Description	Description	String	N	ExtractField	Default	EndUse description
3	CorporateMarket	CorporateMarket.Id	Ref String	N	ExtractField	N	A value that uniquely identifies the corporate market
4	CorporateSegment	CorporateSegment.Id	Ref String	N	ExtractField	N	A value that uniquely identifies the corporate segment
5	InvestorMarketCluster	InvestorMarketCluster.Id	Ref String	N	ExtractField	N	A value that uniquely identifies the investor market cluster

File Formats

See *File Formats - SFTP* section in the [Data Integration Document](#).

Data Model EndUse table settings:

Allow Data update to:			Currency	
Insert, Modify and Delete records	Insert and Modify records only	Allow automatic record creation	Determined by Maestro	Expression
-	Y	Y	Y	-

Data Model EndUse custom fields:

There are no additional custom fields in this table. See section [Data Structure](#) above.

Processing Logic

See *Processing Logic - SFTP* section in the [Data Integration Document](#).

Delta or Full Load Requirements

The preference is to do a full load.

For more information on the difference between Full and Delta loads, see the *Full Loads and Delta Loads - SFTP* section in the [Data Integration Document](#).

Interface Alert & Monitoring

See the *Interface Alert & Monitoring - SFTP* section in the [Data Integration Document](#),

Language Requirements

None

User Interface Requirements

Not required.

Sequencing

Reference tables to support EndUse table data have to be either loaded manually before loading the EndUse table or at the same time as the EndUse table is loaded or set to be created automatically in data model or in DSM.

Below tables need to be taken into account before Account manager table data load: **This point is open in the fit gap excel file and section to be modified once concluded**

Table	SyWay configuration
CorporateMarket	Auto create not allowed
CorporateSegment	Auto create not allowed

Volumetrics

Current APS Volume of EndUse records is 975. Because APS makes up approximately 60% of Syway projected records, an expected estimate for Syway is therefore 1560.

This value is expected to grow by 1-2% per year.

Performance Consideration

N/A

Error Handling

See [Interface Alert & Monitoring](#) section.

Testing

How to Test

See [OnHand.tab System Interface](#) document for information on how to test.

There are no EndUse-specific testing requirements.

Test Conditions and Expected Results

See [OnHand.tab System Interface](#) document for information on test conditions and expected results.

There are no EndUse-specific test conditions.

Test Considerations/Dependencies

1	Data Load Successful	The Data in the data file matches the data in the Maestro table, and there are no errors.		
2	Data File contains 0 records	The Data Update should fail with a status of Pending.		
3	Data File contains invalid references (or other error)	<p>The Data Update should Fail, the invalid references should be visible in the error log and the records with the error are not loaded into Maestro, and an alert is sent to the Admin team <Or whatever action is needed></p> <p>Fields forEndUse.tab which should be checked for invalid references are shown in the Data Structure table above as "Ref String" and are:</p> <table border="1"><tr><td>CorporateMarket.Id</td></tr><tr><td>CorporateSegment.Id</td></tr></table>	CorporateMarket.Id	CorporateSegment.Id
CorporateMarket.Id				
CorporateSegment.Id				
4	Data file contains duplicates	The EndUse.tab file must be checked further for data uniqueness with respect to the key fields, in case data is available in file but not in Maestro		

Other Information

Development Details

Package

Package Name	Parent Package

Other Development Objects

Object Type	Object Name	Purpose/High Level Logic	Design Rationale Reference

Appendix

See also

File **Modified**

No files shared here yet.

Change log

Version	Published	Changed By	Comment
CURRENT (v. 7)	Apr 02, 2026 14:31	KAVLEKAR-ext, Nihaal	Updated the Delta or Full load Requirement section
v. 6	Mar 31, 2026 12:38	KAVLEKAR-ext, Nihaal	Updated the Process flow table
v. 5	Mar 19, 2026 07:10	KAVLEKAR-ext, Nihaal	
v. 4	Mar 03, 2026 10:07	KAVLEKAR-ext, Nihaal	
v. 3	Feb 27, 2026 07:33	GARG-ext, Praful	
v. 2	Feb 06, 2026 10:25	KAVLEKAR-ext, Nihaal	
v. 1	Feb 06, 2026 05:47	KAVLEKAR-ext, Nihaal	

Workflow history

This view shows the 5 most recent entries. The complete workflow log is available from the 'Document Activity' menu item.

Apr 10, 2026	Actor	Type	Activity	Version
Approved	 NARAHARI-ext, Bhargavi	State	changed state to Approved at 5:51 pm	v7
Lead Approval	 NARAHARI-ext, Bhargavi	State	gave <i>POD Lead Review</i> approval at 5:51 pm	
Apr 07, 2026				
	 JAIN-ext, Dhiraj	State	changed expiry date to '14 Apr, 2026 08:56 am' at 8:56 am	
		State	changed state to Lead Approval at 8:56 am	v7
Tech Review	 JAIN-ext, Dhiraj	State	gave <i>Tech Review</i> approval at 8:56 am	
From Mar 03, 2026 to Apr 02, 2026				
	 KAVLEKAR-ext, Nihaal	Edit	updated the page at 10:07 am	