



# ERP-1455 CATS enhancements - Auto-populate Posting CC for statistical WBSE

Status	Approved
Owner	FRUTEAU-ext, Sabrina
Stakeholders	CONNELLY-ext, Delia BIDALIA-ext, Kuldeep UPADHYAY-ext, Anjali
Jira Request ID	 ERP-945 - Jira project doesn't exist or you don't have permission to view it.
Jira Development ID	 ERP-1455 - Jira project doesn't exist or you don't have permission to view it.

## High- Level Specification

Parameter	Value
Application System	blocked URLSAP S/4HANA - [ECP] (China instance) blocked URLSAP S/4HANA - [ERP] (Rest of World instance)
Business Process Reference	10.02.03.04. Manage Project Time Allocation

## Functional Overview

Time booking for projects is managed through the My Timesheet application. In certain situations, it is necessary to record time spent on non-project activities (such as Technical Assistance Service Global (TAS), Management, ATCO (Activités Techniques COMMunes), Union activities) to enable tracking and reporting, without affecting budgeted project financials.

Statistical WBS Elements are utilized for logging hours not directly related to specific budgeted projects, primarily to monitor business-as-usual costs. These projects are created by Financial Controllers for reporting purposes only.

When the statistical WBS element holds a posting cost center and is used for time booking, the CATS input field Receiver WBS element will receive the statistical WBS element and the actual cost is posted on the cost center mentioned as posting cost center on the WBS element. By default, the posting cost center held by the statistical WBS element is the Receiver cost center on the CATS posting. This is a SAP standard behavior.

However, when no posting cost center is maintained on the statistical WBS element (field left blank), the system requires a Receiver Cost center to complete the posting. This enhancement will substitute the employee or contingent worker's cost center to the Receiver Cost Center field.

This enhancement streamlines the process by automatically populating the Receiver cost center when users save their timesheet entries and when the statistical WBS element does not hold a cost center, eliminating the need for manual input.

## Scope and Objectives

Statistical WBS elements are designed to capture non-project time for reporting. Since no costs are posted directly to statistical WBS elements, each time entry must specify a receiver cost center.

In standard SAP, the cost center can be derived from the WBS element itself. However, in some cases, this approach would require duplicating some of the statistical WBS elements which are meant to cover multiple cost centers, which is inefficient. To address this, when no posting actual cost center is assigned to a statistical WBS element, the receiver cost center should be automatically provided during the time posting process.

## Process Flow Diagram

Step	Description	Comment
1	From My Timesheet application, user creates a new entry and selects a Statistical WBS element to record non project time.	
2	Time is entered on the statistical WBS element. User submit the entry and save.	When user submit the entry, if the WBS element is within the same company code as the user and has no CCtr Posted value maintained, the standard field <i>Receiver Cost Centre</i> is being populated by the Sender cost center (assigned to the personnel id (from HR record), at the time of the posting date).  if the WBS element is within the same company code as the user and a CCtr Posted value maintained, the standard field <i>Receiver Cost Centre</i> is being populated by CCtr Posted value.
3	Entry is saved.	Receiver cost center field receives the WBS element CCtr Posted value set at the WBS element level or the Sender's cost center.  The cost center receives the actual costs, WBS Element receives statistical cost.

## Assumptions

HR Masterdata record is populated through HR Mini-master

## Dependencies

[ERP-164 CATS Enhancement for Intercompany Recharge](#): FS introducing the custom field Posting WBS element and auto-populates the CATS standard field Receiver WBS element.

## Security, Integrity and Controls

No specific security requirements are necessary, as standard process controls are already in place.

## Configuration Requirements

Project profile for statistical WBS element must be created ZPS0003 - Statistical Expense.

## Language Requirements

No translation required.

## Special Requirements

N/A

## Design Rationale

## Functional Requirements

This enhancement aims to streamline time entry for non-project activities by automatically populating the Receiver Cost Center field with the employee's home cost center when a statistical WBS element is selected in CATS/My Timesheet and this statistical WBS element does not have a posted cost center assigned. By automating this process, the solution eliminates manual input, reduces errors, and ensures accurate cost allocation for business-as-usual time tracking.

1. **WBS Element Selection** When a user selects a WBS element in the custom **Posting WBS element** (CATSWBS) in My Timesheet application, the system must recognize this selection for further processing.
2. **ERP-164** CATS Enhancement for Intercompany Recharge, assigns the standard field Receiver WBS element with the the Posting WBS element selected by the end user for all statistical WBS elements. This step therefore checks if the selected WBS element is statistical.
3. **If the WBS element was identified as statistical in step 2:**
  - a. case 1: **Users' company code = WBS element company code** therefore **Posting WBS element = Receiver WBS element** (from step 2): check if the standard CATS input field Receiver Cost Center is populated with a cost center:

- i. **Receiver cost center is populated with a cost center:** this means that the WBS element is maintained with a posting Cost center. So the entry can be submitted and saved with no further action.
  - ii. **Receiver cost center is not maintained with a cost center:** the system must automatically populate the **Receiver Cost Center** field with the employee's home cost center (automatically set in the CATS field Sender Cost center).
  - b. case 2: **Users' company code is different from WBS element company code** therefore **Posting WBS element = Receiver WBS element (from step 2):** no cost center check is necessary. This case will issue a standard error at saving.
4. **Saving the Entry** The timesheet entry (when statistical WBS element) must be saved with the Receiver Cost Center field populated as described above, ensuring accurate and automated cost allocation for statistical WBS elements.

## Proposed Technology to Use

User exit CATS0002 (Supplement recorded data), also referred to in [ERP-164](#) can be used. This user exit enables modification of the user's entry, allowing the Receiver WBS element to be set before saving.

## Data Source Considerations

Table	Field Name	Comments/Calculation/Field Manipulation
PRPS	XSTAT, KOSTL	To check if Receiver WBS element is statistical and check if a posting cost center is assigned to the WBS element.
CATSDB	SKOSTL	Receiver cost center

## Data Validation Considerations

Table	Field Name	Comments/Calculation/Field Manipulation

## Custom Tables

### Master Data

Field	Description	Data Type/Length	Validation rule/ Value Help

### Configuration Table

Field	Description	Data Type/Length	Validation rule/ Value Help

## Selection Screen Enhancement

Field Name	Description	Select:	Data Type/Length	Default Value/ Validation rule/ Value Help	Selection Logic


## Processing Logic

The objective is to automatically populate the Receiver Cost Center field with the employee's (PERNR's) cost center when a statistical WBS element is selected.

### 1. WBS Element Selection:

The user selects a WBS element from the custom **Posting WBS element** field (CATSWBS).

### 2. Receiver WBS element:

Functional Specification ERP-164 checks if the WBS element selected is statistical or not and ensures that the selected **Posting WBS element = Receiver WBS element** (CATSDB-RPROJ) if the Posting WBS element is assigned to the same company code as the user.

### 3. Cost Center check and assignment:

If the selected WBS element is statistical (step 2), and belong to same company code as the user (checked in step 2) check that the CATS standard input field **Receiver Cost Center CATSDB-RKOSTL** has no value received.

- if **CATSDB-RKOSTL is blank** the system populates it with the value in **Sender Cost Centre CATSDB-SKOSTL**:
  - copy **Sender Cost Centre CATSDB-SKOSTL into Receiver Cost Center CATSDB-RKOSTL**
- If **CATSDB-RKOSTL has a value assigned**, no enhancement necessary.
- The timesheet entry is then submitted and saved.

User exit CATS0002 (Supplement recorded data), also referred to in [ERP-164](#) can be used. This user exit enables modification of the user's entry, allowing the Receiver WBS element to be set before saving.

## Volumetrics

N/A

## Performance Considerations

Submitting and saving time entry records shall be instant and not affect timesheet performances.

## Error Handling

Not necessary as it's an auto population mechanism for the Receiver cost center only.

## Testing

### How to Test

The test must be executed first in the CATS **backend transaction (CAT2)** and then **My Timesheet V4 (Fiori application)**.

To ensure successful testing, the following conditions must be met for the tester's user:

#### 1. User–Personnel Link

- The tester's **User ID** must be linked to a valid **Personnel Number (PERNR)** through **Infotype 0105 (Communication)**.

#### 2. Personnel Master Data On the same Personnel ID:

- **Infotype 0315 (Time Sheet Defaults)** must contain a valid **Activity Type**.
- **Infotype 0001 (Organizational Assignment)** must contain an assigned **Cost Center**.

#### 3. Costing Data

- A valid **price** (rate) for the combination of **Cost Center / Activity Type** must be maintained for the testing period.

#### 4. CATS Profile - User Parameter

- User parameter **CVR** must be set to the **Data Entry Profile** that will be used for time entry.

#### 5. Create 2 statistical WBS elements within the same company code as the user, one with a posting cost center assigned (different than the user's cost center) and one without. The WBS elements must be replicated in the custom table Posting WBS elements /SYQT\_CATSIC.

## Test Conditions and Expected Results

ID	Condition	Expected Result
1	From My Timesheet, create a new entry and search for the statistical WBS element within the user's company code and with posting cost center assigned in the field posting WBS element.	The WBS element can be found.
2	Once the WBS element is selected, assign time and click on submit.	The system populates the Receiver WBS element and the Receiver cost center.
3	The system allows the entry to be saved.	Check in table CATSDB if Receiver cost center holds the cost center maintained at WBS element level.
4	Create a new entry and search for the statistical WBS element within the user's company code and without posting cost center assigned in the field posting WBS element.	Check in table CATSDB if Receiver cost center holds the Personnel id's cost center.

## Test Considerations/Dependencies

## Other Information

## Development Details

### Package

Package Name	Parent Package

### Enhancement Implementation

Enhancement Type	Standard Definition Name	Custom Implementation Name	Design Rationale Reference

### Other Development Objects

Object Type	Object Name	Purpose/High Level Logic	Design Rationale Reference

## Appendix

### Custom Authorization Group Naming Convention

This table is based on the Syensqo development standards document. It provides the naming conventions for authorization groups to associated with custom reports and tables to comply with security requirements.

<b>ABAP</b>	ZFI	ZMM	ZPS	ZCO	ZSD	ZBC	ZFI	ZCA
<b>TABLES</b>	ZFIT	ZMMT	ZPST	ZCOT	ZSDT	ZBCT	ZFIT	ZCAT

## See also

No files shared here yet.





## Change log

Version	Published	Changed By	Comment
<b>CURRENT (v. 31)</b>	<b>Mar 25, 2026 08:15</b>	<b>TORRES-ext, Benedict</b>	
v. 30	Mar 25, 2026 08:14	TORRES-ext, Benedict	
v. 29	Mar 24, 2026 09:01	FRUTEAU-ext, Sabrina	
v. 28	Mar 23, 2026 14:27	FRUTEAU-ext, Sabrina	
v. 27	Mar 13, 2026 08:04	FRUTEAU-ext, Sabrina	
v. 26	Mar 13, 2026 07:45	FRUTEAU-ext, Sabrina	
v. 25	Mar 13, 2026 07:43	FRUTEAU-ext, Sabrina	
v. 24	Mar 13, 2026 07:43	FRUTEAU-ext, Sabrina	
v. 23	Mar 10, 2026 07:54	FRUTEAU-ext, Sabrina	
v. 22	Mar 10, 2026 07:52	FRUTEAU-ext, Sabrina	

[Go to Page History](#)

## Workflow history

This view shows the 5 most recent entries. The complete workflow log is available from the 'Document Activity' menu item.

Mar 27, 2026	Actor	Type	Activity	Version
Approved	UPADHYAY-ext, Anjali	State	changed state to <b>Approved</b> at 7:23 am	v31
Lead Approval	UPADHYAY-ext, Anjali	State	gave <i>POD Lead Review</i> approval at 7:23 am	
<b>Mar 25, 2026</b>				
	 TORRES-ext, Benedict	Edit	updated the page at 8:14 am	
	 TORRES-ext, Benedict	State	changed expiry date to '01 Apr, 2026 06:16 am' at 7:16 am	
	 TORRES-ext, Benedict	State	changed state to <b>Lead Approval</b> at 7:16 am	v31
Tech Review	 TORRES-ext, Benedict	State	gave <i>Tech Review</i> approval at 7:16 am	