



# ERP-962 IHB Factoring - Report Monitor

<b>Status</b>	Approved
<b>Owner</b>	PERAL-ext, Carlos
<b>Stakeholders</b>	UL HASAN, Selim LAMIA, Gianni
<b>Jira Request ID</b>	 ERP-171 - Jira project doesn't exist or you don't have permission to view it.
<b>Jira Development ID</b>	 ERP-962 - Jira project doesn't exist or you don't have permission to view it.

## High- Level Specification

Parameter	Value
<b>Application System</b>	S/4Hana ROW, S/4Hana CUI
<b>Business Process Reference</b>	09.06.02.04. Manage Centralized Outgoing Payments on Behalf of Subsidiaries 09.06.02.05. Manage Centralized Incoming Payments on Behalf of Subsidiaries

## Functional Overview

Its needed to enable a monitor that is able so display the invoices selected in the IHB and the ones that not in case its needed to take action.

This will require a FIORI app to access by business.

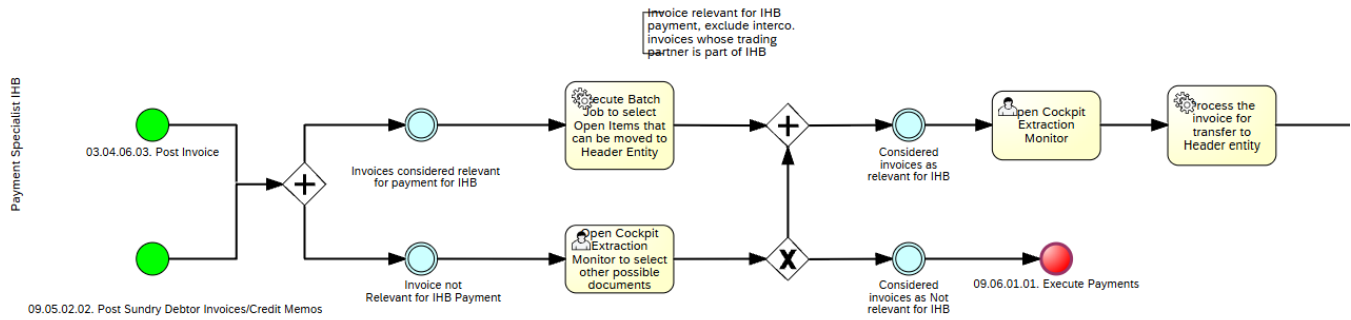
## Scope and Objectives

The project involves the implementation of a factoring solution within In-House Bank (IHB) using the S/4 Hana FI/IHB module. This system is designed to handle transfer of AP/AR items that are relevant for factoring, to the IHB center for further collection/payable management.

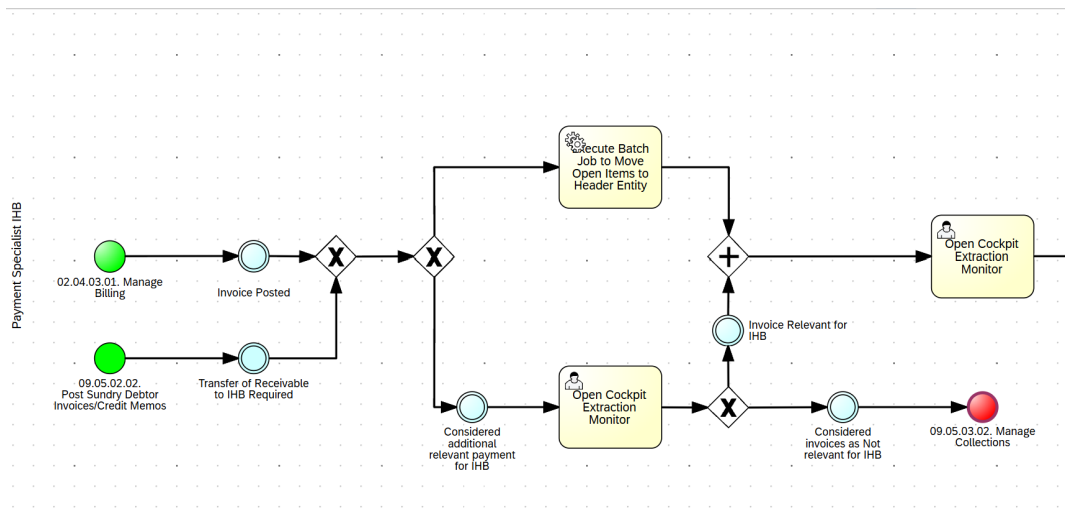
This enhancement covers the monitor to review the integrated items and bring the capacity to integrate new ones.

## Process Flow Diagram

09.06.02.04. Manage Centralized Outgoing Payments on Behalf of Subsidiaries



### 09.06.02.05. Manage Centralized Incoming Payments on Behalf of Subsidiaries



Step	Description	Comment
1	Open the Fiori application to access the report	
2	Select the parameters from the selection screen	The report should have a selection screen with the following fields .All fields they need to be able to select single value, a range of information or multiple values.
3	Display the output of the report	The Output of the report should be List Report features to add / remove fields , sort , sum/semisum, sort, filter, ...
4	Select / Deselect invoices for Factoring	When I display the information, I should be able to select and deselect the relevant invoices for Factoring (selection flag with multiple selection or all should be available and a button to execute the action).

## Assumptions

N/A

## Dependencies

Finance Invoice settings

APM / In House Bank Settings

Enhancements relating to performing factoring of the open invoices (AP/AR) from affiliate to IHB from 953 to 959 and 963

## Security, Integrity and Controls

09.06.02.05. Manage Centralized Incoming Payments on Behalf of Subsidiaries / 09.06.02.04. Manage Centralized Outgoing Payments on Behalf of Subsidiaries for In House Bank the authorization is only based on access to the functionality for In-house Bank Payment Processor role

Authorization check will be implemented on Company code level. Other authorization checks to be confirmed based on requirements.

## Configuration Requirements

Finance Invoice settings

APM / In House Bank Settings

## Language Requirements

All custom error messages need to be translated into the four core logon languages (English, French, Italian, and Mandarin) defined in [KDD055 - Multi-Language Support](#).

## Special Requirements

NA

## Design Rationale

### Functional Requirements

Factoring Monitor Report configuration and usage must adhere to SAP S/4HANA standard reporting principles and enterprise value policies. Access to the report and related invoice actions is to be governed strictly by role-based security authorization profiles.

Report selection screen parameters must allow input of single, range or multiple values for all key fields (company code, posting date, fiscal year, document type, and invoice document number) based on standard SAP selection method protocols.

Any invoice flagged or de-flagged for factoring must trigger real-time updates to Payment Block Key, House Bank and Account ID fields .

Fiori capabilities similar to List Report output grid must comply with usability standards by providing authorized users the ability to sort, filter, sum, add /remove columns, and export data in standard SAP-supported formats; navigation to source FI, MM, or SD document screens (e.g., Display Journal Entries - F0717, Display Billing Documents - F1901, Display Supplier Invoice - MIR4) must be enabled via configured SAP API services or classic transaction links.

Key functionalities include navigational access from reference document links to underlying FI, SD, or MM invoice transactions, supporting detailed examination and audit trails.

### Proposed Technology to Use

Custom program

### Data Source Considerations

The main tables to retrieve the information are:

- Finance information : ACDOCA (or BSEG, BKPF, FAGLFLEXA,FAGLFLEXT... )
- IHB Contract : /PF1/DB\_ORDER ( from Clearing area onwards from the previous list )
- Payment Information : BNK\_BATCH\_ITEM / BNK\_BATCH\_HEADER / REGUHM/REGUT / FEBEP

### Data Validation Considerations

NA

## Custom Tables

N/A.

## Master Data

NA

## Configuration Table

NA

## Selection Screen Enhancement

The report should have a selection screen with the following fields :

Field Name	Description	Select:	Data Type /Length	Default Value/ Validation rule/ Value Help	Selection Logic
BUKRS	Company code	Multiple entry	CHAR(4)		Mandatory Field
KUNNR	Customer Number : Customer account number for receivables postings	Multiple entry	CHAR(10)		
LIFNR	Vendor Number: Account number of vendor or creditor	Multiple entry	CHAR(10)		
BUDAT	Posting Date: Date when the document was posted to SAP.	Multiple entry	DATS (8)		Mandatory Field
GJAHR	Fiscal year	Single entry	NUMC(4)		Mandatory Field
Document Type (BLART)	Type of accounting document (invoice, payment, etc.)	Multiple entry			
BELNR for FI, billing document number for SD	Invoice document number	Multiple entry			

## Processing Logic

The main tables to retrieve the information are:

- Finance information : ACDOCA (or BSEG, BKPF, PAYR, REGUT, FAGLFLEXA,FAGLFLEXT... )
- IHB Contract : /PF1/DB\_ORDER ( from Clearing area onwards from the previous list )
- Payment Information : BNK\_BATCH\_ITEM / BNK\_BATCH\_HEADER / REGUHM/REGUT / FEBEP

Its expected to use API to retrieve the information if possible:

- Display Journal Entries(for FI accounting documents) : CDS I\_JournalEntryItem/I\_AccountingDocumentJournal
- Display Billing Documents (for SD invoices) : CDS I\_JournalEntryItem/I\_AccountingDocumentJournal
- Display Supplier Invoice (for MM vendor invoices) : CDS I\_JournalEntryItem/I\_AccountingDocumentJournal

D  
is  
pl  
a  
y  
t  
h  
e

The Output of the report should be able to share the following information:

Finance Information ( original invoice and header one )

o  
u  
t  
p  
u  
t  
o  
f  
t  
h  
e  
r  
e  
p  
o  
r  
t  
:

- Document Number (BELNR): Unique identifier for the accounting document . This field should be possible to navigate to display the FI invoice. same logic as FAGLL03 report
- Company Code (BUKRS): Company code where the document was posted
- Fiscal Year (GJAHR): Fiscal year of the document posting
- Document Date (BLDAT): Date on the document
- Posting Date (BUDAT): Date when the document was posted to SAP
- Document Type (BLART): Type of accounting document (invoice, payment, etc.)
- Reference Document (XBLNR): External reference number . This field should be possible to navigate to display the FI invoice. It can be use th FAGLL03 report
- Customer ( KUNNR ) / Vendor (LIFNR ) : Customer / Vendor account number.
- Header Text (BKTXT): Descriptive text for the document header . *This will include the invoice reference number of the subsidiary . So it should information of the invoice of the subsidiary.*
- Currency (WAERS): Document currency
- Entry Date (CPUDT): Date when document was entered into system
- Entered By (USNAM): User who created the document
- Amount (WRBTR): Amount in document currency
- Cash Discount Amount ( WSKTO ) : Cash discount amount in document currency
- Cash discount percentage rate ( SKTOF ) : Cash Discount Percentage
- Assignment (ZUONR): Assignment field for additional reference
- Text: Line item text description
- Cost Center (KOSTL): Cost center assignment
- Business Area (GSBER): Business area assignment
- Profit Center: Profit center assignment
- Trading Partner (VBUND): Trading partner information
- Sales Order (KDAUF): Sales order reference
- Sales Order Item (KDPOS): Sales order line item reference
- SD Billing ( AWEKEY ) : SD Billing Document
- Payment Ref ( KIDNO ) : Payment Reference
- Reference Key (XREF1 ) : Relevance information in text field
- Reference Key (XREF2 ) : Relevance information in text field
- Reference Key (XREF3 ) : Relevance information in text field
- House Bank (HBKID): Bank identification key for house bank master data
- Account ID (HKTID): Account identifier within the house bank
- Payment Block Key (ZLSPR): Field for selected invoices for factoring

IHB Contract :

- Clearing Area ( /PF1/DB\_ORDER- CLEARING\_AREA): Clearing area identifier for payment processing
- Factoring Contract Number (/PF1/DB\_ORDER- PO\_NO) : Unique payment item number
- Payment Item Date (/PF1/DB\_ORDER- or PL\_PROC\_DATE or PO\_DATE ) : Date of the payment item
- Technical Status ( /PF1/DB\_ORDER- TECH\_STAT ) : Technical processing status of payment item
- Transaction Type (/PF1/DB\_ORDER- PO\_TYPE ) : Type of payment transaction
- Transaction Amount ( /PF1/DB\_ORDER - SUM\_ITEMS ) : Payment transaction amount
- Transaction Currency ( /PF1/DB\_ORDER -SUM\_CURR ) : Currency code for transaction amount

Payment information:

From the header document in case of payable:

- Batch : Unique identifier linking to BNK\_BATCH\_HEADER from BNK\_BATCH\_ITEM ( GUID or )
- Item Number : ( ITEM\_NO -BNK\_BATCH\_ITEM ) Sequential number identifying individual items within batch
- Document reference: VBLNR - BNK\_BATCH\_ITEM
- Vendor/Customer ( LIFNR / KUNNR- BNK\_BATCH\_ITEM ) Business partner number (vendor or customer)
- Item Status ( STATUS - BNK\_BATCH\_ITEM ) Current processing status of the payment item

In case of receivable from the bank reconciliation:

- Reconciled Item : FEBEP- VB2OK = 'X' its reconciled . VB2OK = '' means unreconciled. when its reconciled the report should say ACCEPTEI

### Finance information link to IHB Contract

The header information - FI document : BUKRS (Company Code) / BELNR (Document Number) / GJAHR (Fiscal Year) ( ie: 1010/0123456789/20 Reference field of the IHB contract BNK\_BATCH\_HEADER - SND\_INT\_REF. This is the Payment reference text ( CHAR35 )

### Finance information link to Payment information:

From the header invoice you can find the subsidiary invoice in the BKTXT . This field is stored in the BSEG table. You can access using the FI head the previous point in the BSEG and get the SGTXT

Table: BSEG Accounting Document Segment

Text Table:  No Texts

Displ. Variant:

Max. Number of Hits: 500  Maintain Entries

Get Field:

Selection Criteria

Fld Name	O.	Frm-Val.	To-Value	More	Output	Technical Name
Client						MANDT
Company Code				<input type="checkbox"/>	<input checked="" type="checkbox"/>	BUKRS
Document Number				<input type="checkbox"/>	<input checked="" type="checkbox"/>	BELNR
Fiscal Year				<input type="checkbox"/>	<input checked="" type="checkbox"/>	GJAHR
Text				<input type="checkbox"/>	<input checked="" type="checkbox"/>	SGTXT

• Finance:

- PAYR: Contains payment medium file numbers and payment document references for tracking payment batches ( Invoice documents BEL
- REGUT: Stores detailed invoice information selected during payment run processing. ( Payment Run LAUFI )

Primary Linking Fields from PAYR and REGUT are : LAUFI Payment Run , LAUFD Payment Run , BUKRS Company & LIFNR Vendor Number

• BCM:

- BNK\_BATCH\_HEADER: Batches created from collector processing
- BNK\_BATCH\_ITEM Individual payment items within batches that include the payment status ( STATUS )

Primary Linking Field is GUID

Table: BNK\_BATCH\_HEADER Batch Header

Text Table:  No Texts

Displ. Variant:

Max. Number of Hits: 500  Maintain Entries

Get Field:

Selection Criteria

Fld Name	O.	Frm-Val.	To-Value	More	Output	Technical Name
Client						MANDT
Batch GUID				<input type="checkbox"/>	<input checked="" type="checkbox"/>	GUID
Batch Number				<input type="checkbox"/>	<input checked="" type="checkbox"/>	BATCH_NO
Data Id				<input type="checkbox"/>	<input checked="" type="checkbox"/>	DIFF ID

Table: BNK\_BATCH\_ITEM Batch Payment Items

Text Table:  No Texts

Displ. Variant:

Max. Number of Hits: 500  Maintain Entries

Get Field:

Selection Criteria

Fld Name	O.	Frm-Val.	To-Value	More	Output	Technical Name
Client						MANDT
Batch GUID				<input type="checkbox"/>	<input checked="" type="checkbox"/>	GUID

Payment Run ID (LAUFI + LAUFD): Links F110 payment runs ( REGUV, REGUP or REGUH )to BCM thru BNK\_BATCH\_HEADER :

Table:  Batch Header

Text Table:

Displ. Variant:

Max. Number of Hits:

Get Field:

No Texts

Maintain Entries

Selection Criteria

Fld Name	O.	Frm-Val.	To-Value	More	Output	Technical Name
Client						MANDT
Batch GUID				<input type="button" value="More"/>	<input checked="" type="checkbox"/>	GUID
Batch Number				<input type="button" value="More"/>	<input checked="" type="checkbox"/>	BATCH_NO
Rule Id				<input type="button" value="More"/>	<input checked="" type="checkbox"/>	RULE_ID
No. of Paymt				<input type="button" value="More"/>	<input checked="" type="checkbox"/>	ITEM_CNT
Merge date				<input type="button" value="More"/>	<input checked="" type="checkbox"/>	LAUFD
Merge Id				<input type="button" value="More"/>	<input checked="" type="checkbox"/>	LAUFI

**Finance information link to Reconciliation:**

From the invoice ( BESEG , BKPF ,ACDOCA ) & Reconciliation ( FEBEP, FEBKO ) it will use the company code ( BUKRS , accounting document Fiscal Year GJAHR and line item number ( BUZEI)

It should be available List report features to add / remove fields , sort , sum/semisum, sort, filter, ...

S  
el  
e  
ct  
/  
D  
e  
s  
el  
e  
ct  
in  
v  
oi  
c  
e  
s  
f  
o  
r  
F  
a  
ct  
o  
ri  
ng

When I display the information, I should be able to select and deselect the relevant invoices for Factoring (selection flag with multiple selection or all and a button to execute the action). This should happen to be updating the invoice ( like FB02 ) the fields Payment Block Key ( ZLSPR ) and House case of select it should be flagged Block Key ( ZLSPR ) and it should be populated HKID with IHB1value

Technically it can be used the RAP action Post I\_JournalEntryItem to update Payment Block Key ( ZLSPR ) and I\_JournalEntryTP to update House

In case of deselect , beyond removing values from Block Key ( ZLSPR ) and House Bank (HBKID). It should be verified that the Factoring contract is information - FI document : BUKRS (Company Code )/ BELNR (Document Number) / GJAHR (Fiscal Year) is stored in Reference field of any IH BNK\_BATCH\_HEADER - SND\_INT\_REF )

In case factoring contract is created reversal program should be called as well to reverse the factoring contract ([ERP-958 IHB Factoring - Reversal](#) )

## Volumetrics

This volume is estimated to be approx: 10000

## Performance Considerations

In case of performance issues due to large number of information to be processed it should be raised the message to restrict the selection parameters and stop the execution.

## Error Handling

Error Code	Description	Type Of Error	Resolution
ERR001	Mandatory selection parameter missing (Company Code, Posting Date, Fiscal Year)	Validation Error	Display error message and stop execution. User must populate all mandatory selection fields.
ERR002	Selection returns no accounting documents	Business Validation	Display information message "No data found for the selection criteria". Report execution ends gracefully.
ERR003	Selection volume exceeds allowed threshold (performance safeguard)	Performance Error	Display error message requesting user to restrict selection criteria. Stop report execution.
ERR004	User not authorized to access IHB Factoring Monitor	Authorization Error	Block execution and display authorization error based on IHB Payment Processor role.
ERR005	Invoice already flagged for factoring	Business Validation	Prevent duplicate processing. Display warning and skip invoice from execution list.
ERR006	Invoice not eligible for factoring (document type / status invalid)	Business Validation	Display error message and exclude invoice from factoring selection.
ERR007	Payment Block Key (ZLSPR) update failed	Technical Error	Roll back changes and display error. User to retry or contact IT support.
ERR008	House Bank (HBKID) not maintained for company code	Configuration Error	Stop execution and prompt user to maintain House Bank configuration.
ERR009	Account ID (HKTID) missing or invalid	Configuration Error	Stop processing for affected invoice and request master data correction.
ERR010	IHB Contract Clearing Area not found	Configuration Error	Display error and block factoring execution until clearing area is correctly configured.
ERR011	Factoring contract creation failed	Technical Error	Roll back all updates (Payment Block, House Bank, Account ID). Display technical error message.
ERR012	Factoring contract already exists for invoice	Business Validation	Prevent duplicate contract creation. Display warning message.
ERR013	Deselection failed – existing factoring contract not found	Business Validation	Display error and prevent deselection. User to verify contract status.
ERR014	Factoring contract reversal failed during deselection	Technical Error	Roll back deselection changes and display error. Manual reversal may be required.
ERR015	Error retrieving accounting document data (ACDOCA / BSEG / BKPF)	Technical Error	Stop execution and display data retrieval error.
ERR016	Error retrieving IHB contract data (/PF1/DB_ORDER)	Technical Error	Display error and prevent factoring action for impacted invoices.
ERR017	Error retrieving payment batch data (BNK_BATCH_ITEM / HEADER)	Technical Error	Display warning; factoring selection still allowed but payment status not shown.
ERR018	Error retrieving reconciliation data (FEBEP / FEBKO)	Technical Error	Display warning; reconciliation status set to "Pending".
ERR019	Navigation to source document failed (FB03 / VF03 / MIR4)	Technical Error	Display navigation error message. No impact on factoring status.
ERR020	API call failure (Journal Entry / Supplier Invoice APIs)	Technical Error	Stop execution for affected records and display API error details.
ERR021	Inconsistent update detected (partial execution of steps)	Data Integrity Error	Trigger rollback logic to ensure none of the steps are executed. Display consistency error.
ERR022	Unexpected system error during execution	System Error	Log error details, rollback changes, and display generic system error message.

## Testing

### How to Test

#### Test Conditions and Expected Results

Positive scenario

ID	Condition	Expected Result
PT -01	Run the Fiori application	Selection Screen should be displayed

PT- 02	Execute the Report layout	Report information is shown
PT- 03	Select invoice for factor	Invoice integrated in the IHB
PT- 04	Deselect invoice for factoring	Invoice reversed from the IHB

Negative scenario

### 1. Selection Screen / Report Execution – Negative Test Cases

TC ID	Scenario	Negative Condition	Expected Result
NT01	Execute report	Mandatory fields (Company Code, Posting Date, Fiscal Year) not filled	Error message shown; execution stopped
NT02	Execute report	Invalid Company Code entered	Error message; no execution
NT03	Execute report	Fiscal Year not matching posting date	Validation error
NT04	Execute report	Selection returns no invoices	Informational message "No data found"
NT05	Execute report	Very wide selection (> volume threshold ~10,000)	Performance error requesting restricted criteria
NT06	Execute report	User without IHB Payment Processor role	Authorization error; report blocked
NT07	Execute report	User authorized but not for selected company code	Authorization error at company code level
NT08	Execute report	Invalid document number format	Validation error
NT09	Execute report	Invalid BLART (Document Type)	Validation error
NT10	Execute report	Backend data source unavailable (ACDOCA/BSEG/BKPF)	Technical error; execution stopped

### 2. Invoice Eligibility & Business Validation – Negative Test Cases

TC ID	Scenario	Negative Condition	Expected Result
NT11	Invoice selection	Invoice already flagged for factoring (ZLSPR already set)	Warning; invoice excluded
NT12	Invoice selection	Factoring contract already exists	Warning; duplicate processing blocked
NT13	Invoice selection	Document type not eligible for factoring	Error; invoice not selectable
NT14	Invoice selection	Invoice already paid	Error or exclusion based on business rule
NT15	Invoice selection	Invoice partially cleared	Error; excluded from factoring
NT16	Invoice selection	Posting status not "posted"	Error; excluded
NT17	Invoice selection	Trading partner inconsistent with IHB setup	Business validation error
NT18	Invoice selection	Currency incompatible with factoring contract	Validation error

### 3. Factoring Action (Select for Factoring) – Negative Test Cases

TC ID	Scenario	Negative Condition	Expected Result
NT19	Select invoice	House Bank (HBKID) not maintained	Configuration error; stop execution
NT20	Select invoice	Account ID (HKTID) missing	Configuration error
NT21	Select invoice	Clearing Area not configured	Configuration error
NT22	Select invoice	RAP API update for ZLSPR fails	Rollback; technical error displayed
NT23	Select invoice	RAP API update for HBKID fails	Rollback; technical error
NT24	Select invoice	Partial update detected (ZLSPR updated, HBKID failed)	Rollback; data integrity error
NT25	Select invoice	Factoring contract creation fails	Full rollback; technical error
NT26	Select invoice	Network/API timeout during factoring	Rollback; technical error
NT27	Select invoice	API I_JournalEntryItem not available	Error; factoring stopped

NT28	Select invoice	User attempts bulk select exceeding limit	Execution stopped with warning
------	----------------	---	--------------------------------

#### 4. DeSelection (Remove from Factoring) – Negative Test Cases

TC ID	Scenario	Negative Condition	Expected Result
NT29	Deselect invoice	Factoring contract reference not found	Error; deselection blocked
NT30	Deselect invoice	Contract exists but reversal program fails	Rollback; manual intervention required
NT31	Deselect invoice	Reversal program (ERP958) not callable	Technical error
NT32	Deselect invoice	Invoice already settled	Error; deselection blocked
NT33	Deselect invoice	Partial reversal executed	Full rollback; data consistency error

#### 5. Payment & BCM Integration – Negative Test Cases

TC ID	Scenario	Negative Condition	Expected Result
NT34	BCM status display	BNK_BATCH_HEADER not found	Warning; factoring allowed
NT35	BCM status display	BNK_BATCH_ITEM missing	Warning; status shown as "Unknown"
NT36	Payment display	REGUT data inconsistent	Warning; payment info not shown

#### 6. Reconciliation Integration – Negative Test Cases

TC ID	Scenario	Negative Condition	Expected Result
NT37	Reconciliation status	FEBEP/FEBKO unavailable	Warning; reconciliation shown as "Pending"
NT38	Reconciliation status	VB2OK value inconsistent	Warning; default to "Pending"

#### 7. Navigation & UI – Negative Test Cases

TC ID	Scenario	Negative Condition	Expected Result
NT39	Navigate to FI document	FB03 navigation fails	Error message; no impact on factoring
NT40	Navigate to SD invoice	VF03 link broken	Error message
NT41	Navigate to MM invoice	MIR4 link not authorized	Authorization error
NT42	Export report	Export fails due to authorization	Error message
NT43	Add/remove columns	Unauthorized personalization	Action blocked

#### 8. Data Integrity & System Stability – Negative Test Cases

TC ID	Scenario	Negative Condition	Expected Result
NT44	System failure	Unexpected dump during execution	Rollback; generic system error
NT45	Parallel execution	Same invoice selected by two users	Second execution blocked
NT46	Data consistency	Stale data cache	Forced refresh or error
NT47	Language handling	Error message not translated	Fallback to English + defect logged

#### 9. Security & Compliance – Negative Test Cases

TC ID	Scenario	Negative Condition	Expected Result
-------	----------	--------------------	-----------------

NT48	Security	User bypasses UI checks via API	Authorization enforced at backend
NT49	Security	Role missing company authorization	Execution blocked

## Test Considerations/Dependencies

Data set should be created for multiple scenarios:

AP:

- Invoice factored and paid
- Invoice factored but not paid
- Invoice non factored

AR

- Invoice factored and paid
- Invoice factored but not paid
- Invoice non factored

## Other Information

## Development Details

### Package

Package Name	Parent Package

### Enhancement Implementation

Enhancement Type	Standard Definition Name	Custom Implementation Name	Design Rationale Reference

### Other Development Objects

Object Type	Object Name	Purpose/High Level Logic	Design Rationale Reference

## Appendix

### Custom Authorization Group Naming Convention

This table is based on the Syensqo development standards document. It provides the naming conventions for authorization groups to associated with custom reports and tables to comply with security requirements.

<b>ABAP</b>	ZFI	ZMM	ZPS	ZCO	ZSD	ZBC	ZFI	ZCA
<b>TABLES</b>	ZFIT	ZMMT	ZPST	ZCOT	ZSDT	ZBCT	ZFIT	ZCAT

## See also

**File Modified**

No files shared here yet.

## Change log

Version	Published	Changed By	Comment
<b>CURRENT (v. 34)</b>	<b>Apr 22, 2026 21:16</b>	<b>PERAL-ext, Carlos</b>	
v. 33	Apr 22, 2026 15:57	PERAL-ext, Carlos	
v. 32	Apr 17, 2026 06:36	K N-ext, Manjunath	
v. 31	Apr 17, 2026 04:22	K N-ext, Manjunath	
v. 30	Apr 16, 2026 21:43	PERAL-ext, Carlos	
v. 29	Apr 16, 2026 13:29	K N-ext, Manjunath	
v. 28	Apr 16, 2026 12:24	K N-ext, Manjunath	
v. 27	Apr 16, 2026 12:16	K N-ext, Manjunath	
v. 26	Apr 14, 2026 12:43	PERAL-ext, Carlos	
v. 25	Apr 13, 2026 03:49	K N-ext, Manjunath	

[Go to Page History](#)