



# ERP-958 IHB Factoring - Reversal program

<b>Status</b>	Approved
<b>Owner</b>	PERAL-ext, Carlos
<b>Stakeholders</b>	UL HASAN, Selim LAMIA, Gianni
<b>Jira Request ID</b>	 <a href="#">ERP-171</a> - Jira project doesn't exist or you don't have permission to view it.
<b>Jira Development ID</b>	 <a href="#">ERP-958</a> - Jira project doesn't exist or you don't have permission to view it.

## High- Level Specification

Parameter	Value
<b>Application System</b>	S/4Hana ROW, S/4Hana CUI
<b>Business Process Reference</b>	09.06.02.04. Manage Centralized Outgoing Payments on Behalf of Subsidiaries 09.06.02.05. Manage Centralized Incoming Payments on Behalf of Subsidiaries

## Functional Overview

This program will support the automation of the reversal of the payment orders ( IHB contracts ) based on standard features.

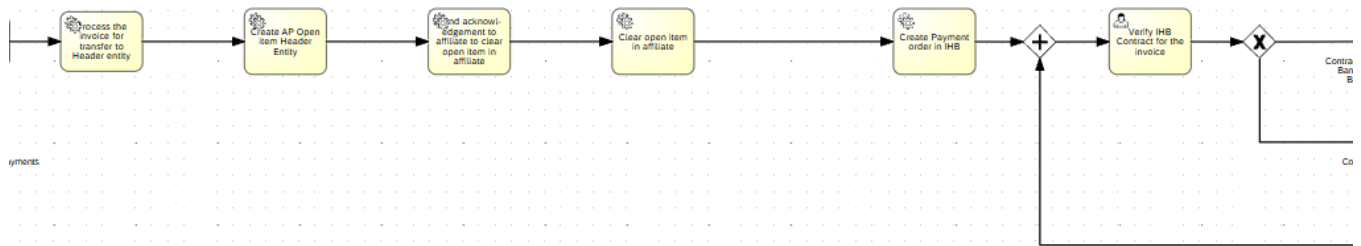
## Scope and Objectives

The project involves the implementation of a factoring solution within In-House Bank (IHB) using the S/4 Hana FI/IHB module. This system is designed to handle transfer of AP/AR items that are relevant for factoring, to the IHB center for further collection/payable management.

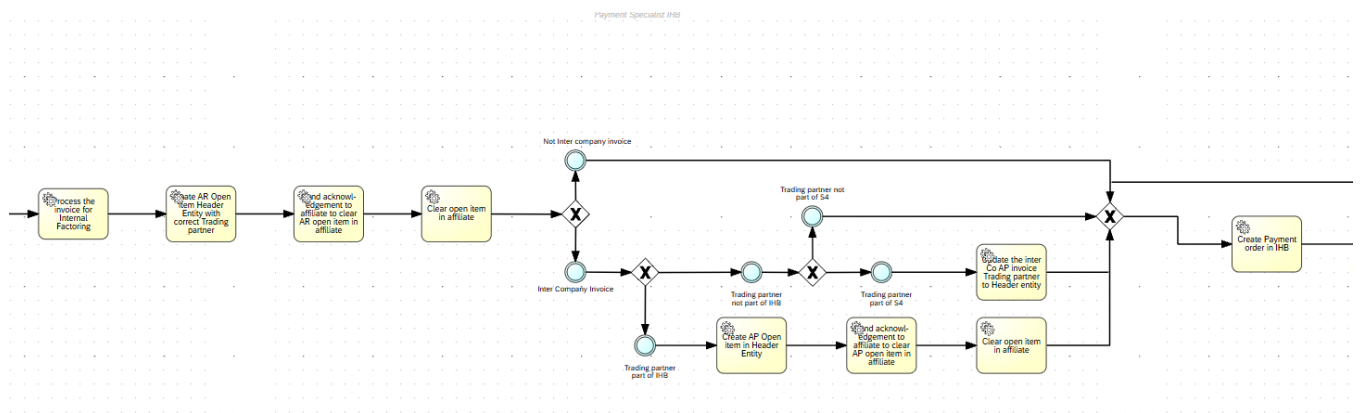
This enhancement covers the reversal of them in case is needed.

## Process Flow Diagram

09.06.02.04. Manage Centralized Outgoing Payments on Behalf of Subsidiaries



### 09.06.02.05. Manage Centralized Incoming Payments on Behalf of Subsidiaries



Step	Description	Comment
1	Open the Fiori application to access the functionality	
2	Select the parameters from the selection screen	The report should have a selection screen with the following fields .All fields they need to be able to select single value, a range of information or multiple values.
3	Display the output of the selected payment orders	The Output of the report should be Fiori with similar to ALV features like to add / remove fields , sort , sum /semisum, sort, filter, ...
4	Select invoices for Reversal	When I display the information, I should be able to select and deselect the relevant invoices for Factoring (selection flag with multiple selection or all should be available and a button to execute the action).
5	Execute reversal	

## Assumptions

Its expected to reverse the same amount that has been factored and the header document generated .

## Dependencies

Finance Invoice settings

APM / In House Bank Settings including recall functionality

Enhancements relating to performing factoring of the open invoices (AP/AR) from affiliate to IHB from 956.

## Security, Integrity and Controls

In case of 09.06.02.03. Manage End of Day Processing for In House Bank the authorization is only based on access to the functionality for In-house Bank Payment Processor role .

Implement authorization checks for Company Code using authorization object F\_BKPF\_BUK, and for Payment Order Recall using authorization object /PF1/RECA2.

## Configuration Requirements

Finance Invoice settings

APM / In House Bank Settings including recall functionality

## Language Requirements

All Custom Messages will be translated to the 4 core languages as per [KDD-055-Multi-Language Support](#)

## Special Requirements

NA

## Design Rationale

## Functional Requirements

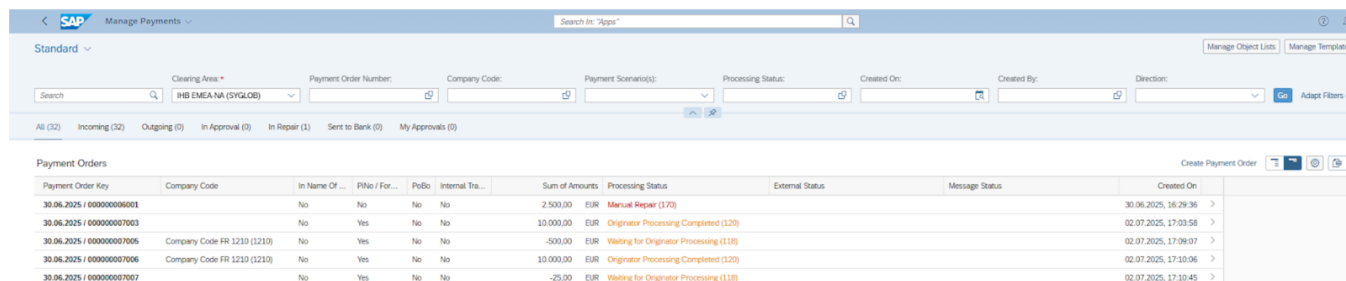
A custom program will be created for reverse the payment orders received from the subsidiaries or manually created. These are the following scenarios that will be covered:

Items for Release: Payment transactions that are awaiting user authorization or release

Items Received: Lists payments that have been received into the system but have not yet entered further processing.

Items in Repair: Payments that contain errors or require correction before they can be processed further.

Blocked Items: Payments that have been automatically or manually blocked



Payment Order Key	Company Code	In Name Of ...	Plt/ For...	PoBo	Internal Tra...	Sum of Amounts	Processing Status	External Status	Message Status	Created On
30.06.2025 / 000000006001		No	No	No	No	2.500,00	EUR Manual Repair (170)			30.06.2025, 16:29:36
30.06.2025 / 000000007003		No	Yes	No	No	10.000,00	EUR Originator Processing Completed (120)			02.07.2025, 17:03:58
30.06.2025 / 000000007005	Company Code FR 1210 (1210)	No	Yes	No	No	-500,00	EUR Waiting for Originator Processing (110)			02.07.2025, 17:09:07
30.06.2025 / 000000007006	Company Code FR 1210 (1210)	No	Yes	No	No	10.000,00	EUR Originator Processing Completed (120)			02.07.2025, 17:10:06
30.06.2025 / 000000007007		No	Yes	No	No	-25,00	EUR Waiting for Originator Processing (110)			02.07.2025, 17:10:45

It will be created a Fiori app to access by business to it but also a program to be executed / used by other programs in case of specific events.

### Selection Screen

In the selection screen the following fields should appear:

- Clearing Area
- Payment Order Number
- Company Code
- Payment Scenario

- Processing Status
- Created On
- Created By
- Direction
- ...

The Selection Parameters will be same as those available in the Manage Payments App. Additionally a new custom button called "Recall" will be added to the UI , allowing users to recall the payment orders.

Once the selection is done the program use the recall function the Recall function is to stop the payment before it is sent out to the bank bringing the recall reason selected

#### *Notifications to subsidiaries*

When a Payment Order is recalled, a system driven notification mechanism should be implemented. The proposed solution is to trigger an automated notification depending on if the subsidiary is in S/4 or not (reuse existing custom table of

### **ERP-953 IHB Factoring-Business Partner enhancement) :**

- email in case the subsidiary is not in S/4 : The email address of the subsidiary will be retrieved from the BP email information linked to IHB notifications.

**Subject:** Payment Rejection Notification

**Dear [Subsidiary Name],**

We regret to inform you that your recent payment attempt of **[amount]** on **[date]** has been **unsuccessful** and was rejected by our system.

**Reason for Rejection:**

[Insert reason here from the recall reason added in the recall process\*.]

Please review the details and take the necessary steps to resolve the issue:

- Verify payment details.
- If you need assistance, contact our support team at **[phone/email]**.

Once the issue is resolved, you may retry the payment.

We apologize for any inconvenience this may have caused and appreciate your prompt attention to this matter.

**Thank you.**

Payment details:

- Document Number
- Fiscal Year
- Document Date
- Posting Date
- Document Type
- Reference Document
- Customer / Vendor
- Header Text
- Sales Order
- SD Billing
- Payment Ref
- Reference Key 1
- Reference Key 2
- Reference Key 3

Whenever a Payment Order is cancelled or reversed in SAP. This notification will inform the subsidiary that the payment will not be executed and must be reinitiated if still required.

After this or in parallel it should be removed the accounting entries generated for :

- Header invoice registration ( and clearing if applied ) . This information will be retrieved from the payment item information of the company code that owns the internal bank account:
  - Document Number (BELNR): Unique identifier for the accounting document
  - Fiscal Year (GJAHR): Fiscal year of the document posting
  - Document Date (BLDAT): Date on the document
- Subsidiary clearing document ( and clearing process if applies ) . This information will be retrieved from the payment item information of the BP that owns the internal bank account:
  - Document Number (BELNR): Unique identifier for the accounting document
  - Fiscal Year (GJAHR): Fiscal year of the document posting

- Document Date (BLDAT): Date on the document
- Update the original invoice removing the flag of blocking with specific category for reversed Factored program
- Update the trading Partner to the original value

## Proposed Technology to Use

Custom FIORI app .

## Data Source Considerations

IHB Contract : /PF1/DB\_ORDER ( from Clearing area onwards from the previous list )

## Data Validation Considerations

NA

## Custom Tables

N/A

## Master Data

NA

## Configuration Table

NA

## Selection Screen Enhancement

It should be replicated the selection screen of the Manage Payments fiori app :

## Processing Logic

### Step 1 Selection Screen Fields / parameters

Populate the fields available in the selection screen:

Screen Field	Value
Clearing Area	IHB EMEA NA (SYGLOB)
Payment Order Number	(Blank)

Company Code	All
Payment Scenario(s)	(All / Not specified)
Processing Status	Unflagged
Created On (From)	First day of the month
Created On (To)	Last day of the month
Created By	(Blank)
Direction	(All)

**Step 2 : Output of the report**

Once the selection is done the program the output should be similar to the logic of the Manage Payments fiori app.

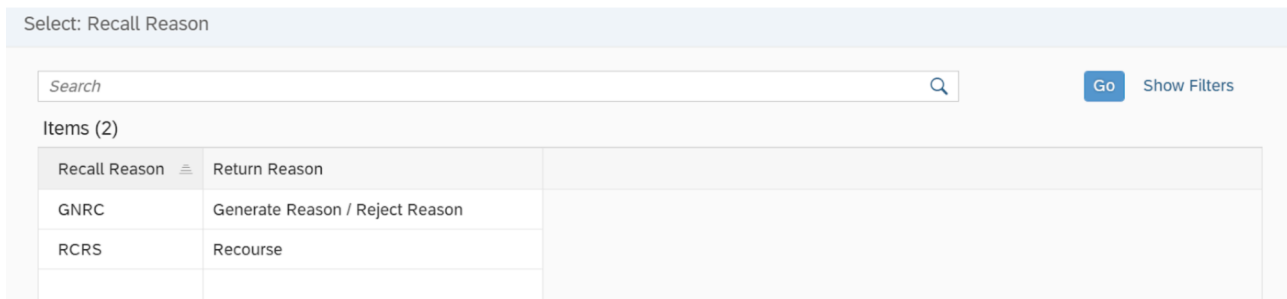
Use CDS views /PF1/CV\_ORDER\_MANAGE and /PF1/C\_ITEM\_ORDER\_MANAGE to get the Payment Order Details.

**Step 3 : Recall Function**

Select the payment order or payment order and press the Recall function . Use Method RECALL from class /PF1/CL\_PO\_GUI\_OPERATIONS. Pass PaymentOrderGuid and Recall Reason.

**Step 4 : Recall Reason**

This will stop the payment before it is sent out to the bank bringing the recall reason selected



After this the recall has happened.

**Step 5 : Notifications to subsidiaries**

When a Payment Order is recalled, a system driven notification mechanism should be implemented:

The proposed solution is to trigger an automated notification depending on if the subsidiary is in S/4 or not (reuse existing custom table) :

- email in case the subsidiary is not in S/4 : The email address of the subsidiary will be retrieved from the BP email information linked to IHB notifications.

SAP Display Organization : 10000098

Menu ▾ | Person | Organization | Group | Relationships | Services for Object ▾

Business Partner: 10000098 Treasury Org Name 1 / 700106 Kolkata

\* Display in BP role: 000000 Business Partner (Gen.)

Address | Address Overview | Identification | Control | Payment Transactions | Status | Additional Texts | Technical Identification

Mobile Phone: [ ] [ ]

Fax: [ ] Extension: [ ] [ ]

E-Mail: treasury.org@email.com [ ]

Dependent -> Independent..

### Maintain Internet mail addresses

	E-Mail Address	Do Not Use Co...	Notes	Valid From	Valid To	
<input type="checkbox"/>	treasury.org@email.com	<input type="checkbox"/>	IHB	25.08.2001	31.12.99	
<input type="checkbox"/>						
<input type="checkbox"/>						
<input type="checkbox"/>						
<input type="checkbox"/>						

**Subject:** Payment Rejection Notification

**Dear [Subsidiary Name],**

We regret to inform you that your recent payment attempt of **[amount]** on **[date]** has been **unsuccessful** and was rejected by our system.

**Reason for Rejection:**

[Insert reason here from the recall reason added in the recall process\*.]

Please review the details and take the necessary steps to resolve the issue:

- Verify payment details.
- If you need assistance, contact our support team at **[phone/email]**.

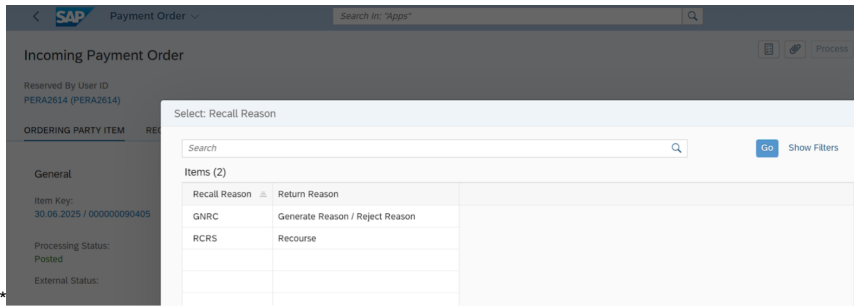
Once the issue is resolved, you may retry the payment.

We apologize for any inconvenience this may have caused and appreciate your prompt attention to this matter.

**Thank you.**

Payment details:

- Document Number (BELNR): Unique identifier for the accounting document
- Fiscal Year (GJAHR): Fiscal year of the document posting
- Document Date (BLDAT): Date on the document
- Posting Date (BUDAT): Date when the document was posted to SAP
- Document Type (BLART): Type of accounting document (invoice, payment, etc.)
- Reference Document (XBLNR): External reference number
- Customer ( KUNNR ) / Vendor ( LIFNR ) : Customer / Vendor account number.
- Header Text (BKTXT): Descriptive text for the document header
- Sales Order (KDAUF): Sales order reference
- SD Billing ( AWEKEY ): SD Billing Document
- Payment Ref ( KIDNO ) : Payment Reference
- Reference Key (XREF1 ) : Relevance information in text field
- Reference Key (XREF2 ) : Relevance information in text field
- Reference Key (XREF1 ) : Relevance information in text field



**Step 6 : Reverse the invoices from header and subsidiaries**

Whenever a Payment Order is cancelled or reversed in SAP. This notification will inform the subsidiary that the payment will not be executed and must be reinitiated if still required.

After this or in parallel it should be removed the accounting entries generated for :

- Header invoice registration ( and clearing if applied ) . This information will be retrieved from the payment item information of the company code that owes the internal bank account:
  - Document Number (BELNR): Unique identifier for the accounting document
  - Fiscal Year (GJAHR): Fiscal year of the document posting
  - Document Date (BLDAT): Date on the document
  
- Subsidiary clearing document ( and reset clearing if applies ) . This information will be retrieved from the payment item information of the BP that owns the internal bank account:
  - Document Number (BELNR): Unique identifier for the accounting document
  - Fiscal Year (GJAHR): Fiscal year of the document posting
  - Document Date (BLDAT): Date on the document
  
- Update the original invoice removing the flag of blocking with specific category for reversed Factored program(BSEG-ZLSPR)
- Update the trading Partner to the original value(BSEG-VBUND)

From the header invoice registration I can get the subsidiary document . And the subsidiary document I can get from the REFERENCE DOC \_DOC in the subsidiary:

/PF1/DB_ORDER Field	ACDOCA Field	
MANDTR	CLNT	Client matching
COMPANY_CODER	BUKRS	Company code alignment
REFERENCE_DOC	BELNR	Document reference
ORDER_ID	AWREF	Reconciliation key mapping

It is critical that if the execution of any of steps 4, 5, or 6 fails, none of these steps are executed, in order to avoid inconsistencies. If someone fails no one should be executed in real.

Use RAP BO I\_JOURNALENTRYTP to Reverse the Header Invoice and the clearing document on Subsidiary

Provide a Custom action to process Recall Payment orders in background in case if the volume is high.

## Volumetrics

This volume is estimated to be approx: 10000

# Performance Considerations

N/A

## Error Handling

Error Code	Description	Type Of Error	Resolution
ERR002	Clearing Area is missing / invalid	Validation Error	Ensure Clearing Area is provided and matches configured IHB clearing areas (same as "Manage Payments" selection screen logic).
ERR003	No payment orders found for the selection criteria	Business / Data Error	Adjust selection criteria (Created On dates, Processing Status, Company Code, Payment Scenario) and re-run. Confirm expected orders exist in the IHB order data source.
ERR004	Payment Order not eligible for Recall due to current processing status	Business Rule Error	Validate status against the supported buckets (e.g., items for release/received/in repair /blocked) and only allow recall when permitted by the standard recall capability.
ERR005	Recall Reason not provided	Validation Error	Enforce Recall Reason as mandatory when user triggers Recall action; prompt user to select a reason before execution.
ERR006	Recall function failed (standard recall returned error)	Technical / Integration Error	Log the recall API/FM return message; verify configuration for recall functionality in APM/IHB and reprocess after correcting customizing or document state.
ERR007	Subsidiary notification cannot be triggered (subsidiary type not determined)	Data / Configuration Error	Validate the "subsidiary in S/4 or not" lookup using the existing custom table; maintain missing mapping and re-run the notification logic.
ERR008	Email notification failed because recipient email is missing in BP	Data Quality Error	Maintain subsidiary email in BP "IHB notifications" email address; re-trigger notification (or provide fallback routing mailbox).
ERR009	Email notification failed (SMTP / send process error)	Technical Error	Check SAPconnect/SCOT configuration and email queue; reprocess failed emails after resolving the outbound communication issue.
ERR010	Header accounting document not found for reversal	Data / Processing Error	Retrieve accounting reference from payment item info for the internal bank account company code; verify that header invoice registration document exists and is linked correctly.
ERR011	Subsidiary clearing document not found for reset/reversal	Data / Processing Error	Retrieve subsidiary document reference from payment item info of the BP owning the internal bank account; verify relationship is available and consistent for reset clearing.
ERR012	Accounting reversal failed (FI document cannot be reversed)	Technical / FI Validation Error	Review FI reversal error (period status, authorization, document status, open item clearing state). Correct root cause (open period, permissions, etc.) and retry.
ERR013	Original invoice update failed: blocking flag/category not removed	Data / Update Error	Ensure the program can identify the original invoice and update the "flag of blocking with specific category for reversed factored program"; confirm update authorization and field status.
ERR016	Background job execution failed / timeout due to volume	Performance / Runtime Error	Run in background as designed; apply selection restrictions (date ranges), consider batching, and optimize reads/joins to support the ~10,000 volume estimate.

## Testing

### How to Test

### Test Conditions and Expected Results

ID	Condition	Expected Result
1	Execute the program with valid selection screen parameters (Clearing Area, Company Code, Created On dates)	Payment orders matching the selection criteria are displayed in the output list
2	Execute the program with selection criteria that return no data	System displays no payment orders and informs the user that no records were found

3	Select one or more eligible payment orders and trigger the Recall function	Selected payment orders are successfully recalled and stopped before bank processing
4	Attempt to trigger Recall without providing a Recall Reason	System blocks execution and prompts the user to enter a Recall Reason
5	Recall a payment order with a valid Recall Reason	Recall reason is stored and associated with the recalled payment order
6	Recall a payment order for a subsidiary that is not in S/4	Email notification is sent to the subsidiary using the BP email maintained for IHB notifications
7	Recall a payment order for a subsidiary that is in S/4	System-driven notification is triggered according to the configured internal mechanism
8	Recall a payment order when subsidiary email is not maintained in BP	System raises an error and prevents notification from being sent
9	Reverse a recalled payment order with existing header accounting document	Header invoice accounting document is successfully reversed
10	Reverse a recalled payment order with subsidiary clearing document	Subsidiary clearing document is reset or reversed successfully
11	Execute reversal after recall	Original invoice blocking flag for the factored program is removed
12	Execute reversal after recall	Trading Partner field is restored to its original value
13	Attempt reversal when accounting period is closed	System raises an FI validation error and reversal is not executed
14	Execute steps Recall, Notification, and Reversal as a single process	If any step fails, none of the subsequent steps are executed, ensuring data consistency
15	Run the program in background for high-volume processing	Program completes successfully within acceptable performance limits

## Test Considerations/Dependencies

Business partners must be extended to the company codes.

## Other Information

## Development Details

### Package

Package Name	Parent Package

### Enhancement Implementation

Enhancement Type	Standard Definition Name	Custom Implementation Name	Design Rationale Reference

### Other Development Objects

Object Type	Object Name	Purpose/High Level Logic	Design Rationale Reference


## Appendix

### Custom Authorization Group Naming Convention

This table is based on the Syensqo development standards document. It provides the naming conventions for authorization groups to associated with custom reports and tables to comply with security requirements.

<b>ABAP</b>	ZFI	ZMM	ZPS	ZCO	ZSD	ZBC	ZFI	ZCA
<b>TABLES</b>	ZFIT	ZMMT	ZPST	ZCOT	ZSDT	ZBCT	ZFIT	ZCAT

### See also

**File**   **Modified**

No files shared here yet.

### Change log

Version	Published	Changed By	Comment
<b>CURRENT (v. 30)</b>	<b>May 04, 2026 09:20</b>	<b>TIRUKOTI-ext, Ramesh</b>	
v. 29	Apr 24, 2026 08:36	PERAL-ext, Carlos	
v. 28	Apr 24, 2026 08:34	PERAL-ext, Carlos	
v. 27	Apr 22, 2026 09:55	TORRES-ext, Benedict	
v. 26	Apr 22, 2026 09:54	TORRES-ext, Benedict	
v. 25	Apr 22, 2026 09:09	TIRUKOTI-ext, Ramesh	
v. 24	Apr 22, 2026 09:08	TIRUKOTI-ext, Ramesh	
v. 23	Apr 22, 2026 08:55	TORRES-ext, Benedict	
v. 22	Apr 22, 2026 08:39	TIRUKOTI-ext, Ramesh	
v. 21	Apr 21, 2026 15:06	TIRUKOTI-ext, Ramesh	

[Go to Page History](#)

### Workflow history

This view shows the 5 most recent entries. The complete workflow log is available from the 'Document Activity' menu item.

May 07, 2026	Actor	Type	Activity	Version
Approved	 BOUMSSAHAL-ext, Mohamed	State	changed state to <b>Approved</b> at 12:43 pm	v30
Lead Approval	 BOUMSSAHAL-ext, Mohamed	State	gave <i>POD Lead Review</i> approval at 12:43 pm	
May 05, 2026				



TORRES-ext, Benedict

State changed expiry date to '12 May, 2026 10:08 am' at 10:08 am

State changed state to [Lead Approval](#) at 10:08 am

v30

Tech  
Review



TORRES-ext, Benedict

State gave *Tech Review* approval at 10:08 am

From Mar 24, 2026 to May 04, 2026

TIRUKOTI-ext, Ramesh , PERAL-ext,  
Carlos and TORRES-ext, Benedict

Edit

multiple updates from TIRUKOTI-ext, Ramesh , PERAL  
-ext, Carlos and TORRES-ext, Benedict